

Review

Quantitative overview of marine debris ingested by marine megafauna

Susanne Kühn*, Jan Andries van Franeker

Wageningen Marine Research, Ankerpark 27, 1781 AG Den Helder, the Netherlands

ARTICLE INFO

Keywords:

Plastic litter
Ingestion
Entanglement
Seabirds
Marine mammals
Turtles

ABSTRACT

This review quantifies plastic interaction in marine biota. Firstly, entanglement and ingestion records for all marine birds, mammals, turtles, fish, and invertebrate species, are summarized from 747 studies. Marine debris affected 914 species through entanglement and/or ingestion. Ingestion was recorded for 701 species, entanglement was documented for 354 species. Secondly, the frequency of occurrence of ingestion per species (Sp-%FO) was extracted for marine birds, mammals and turtles. Thirdly, for seabird species, average numbers of plastics ingested per individual were determined. Highest Sp-%FO and average number of plastics were found in tubenosed seabirds with 41% of all birds analysed having plastics, on average 9.9 particles per bird. The Sp-%FO and average number of ingested particles is lower for most other species. However, for certain species, ingestion rates of litter are reason for serious concern. Standardized methods are crucial for future studies, to generate datasets that allow higher level ecosystem analyses.

1. Introduction

Marine debris and especially plastic litter is a major concern for the general public as well as for scientists and policymakers worldwide. Social-economic costs caused by litter on coastlines and at sea are substantial (Mouat et al., 2010; Newman et al., 2015). But it is the ecological consequences that have created considerable and still growing awareness. Regularly new marine species are encountered to either ingest plastics or to become entangled in it. A first overview of affected species was provided by Laist (1997): the author noted records for either ingestion or entanglement for 267 marine species. In 2015 this list has been expanded to a total of 557 species (Kühn et al., 2015). An even higher number of 693 species was reported by Gall and Thompson (2015) including organisms that attach on plastics or get smothered by debris. These increases illustrate the research interest in this topic during the last decennia, but not necessarily the increase of affected individuals or species. Most publications have focused on plastic ingestion in seabirds, but recently the number of studies, especially those investigating fish is growing rapidly (Provencher et al., 2017; Markic et al., 2019). Since 2015, several review articles have shown the ever-growing body of literature (e.g. Battisti et al., 2019; Staffieri et al., 2019; Parton et al., 2019), but these were not very successful in extending the simple listing of species to a more in-depth quantitative analysis. Methods applied in studies vary greatly, making comparisons between studies extremely difficult. Nevertheless, an upgrade from a simple species list to a more detailed quantitative

overview is crucial for the interpretation of the scale of the impacts of mainly plastic debris on marine wildlife.

This review firstly updates the Kühn et al. (2015) list on records of entanglement in, and ingestion of marine debris. Concerning entanglement records, the distinction between entanglement in active fishing gear and lost or discarded fishing equipment, so-called ghost nets (e.g. Ryan, 2018) remains a major problem. For other items such as strap bands, balloon ribbons, plastic bags etc. the classification of marine debris is less ambiguous. Especially for whales, entanglement rates are difficult to obtain, as they may free themselves or be released alive by fishermen when entangled in active gear, still carrying some fishing gear on their body (Baulch and Perry, 2014; Fossi et al., 2018). In seals, entanglement has often been observed in younger animals, potential caused by curiosity and lack of experience according to McIntosh et al. (2015). All seven marine turtle species have been documented with entanglement, in turtles and the amputation of limbs caused by entanglement has been recorded (Kühn et al., 2015). Harm (e.g. injuries or death) caused by entanglement is commonly reported for marine megafauna (Gall and Thompson, 2015). Data on entanglement in birds has recently been reviewed by Ryan (2018). Another type of potential risk, closely related to entanglement is the incorporation of plastics in seabird nests. An overview has been recently published by Jagiello et al. (2019) and a website has been launched in 2019 offering the general public the opportunity to record cases of seabird entanglement or plastic in nests (www.birdsanddebris.com). To study the incidence of entanglement, a systematic census in a specific area would

* Corresponding author.

E-mail address: susanne.kuehn@wur.nl (S. Kühn).

be required in order to evaluate the incidence of entanglement in regard to the total sample size but is usually difficult to obtain. Therefore, the current study focuses on ingestion data but nevertheless provides a list of entangled marine species to allow comparison with earlier work (Laist, 1997; Kühn et al., 2015).

The basic information provided by many studies is data on the frequency of occurrence (%FO) of ingested plastic within a study population. In order to improve on the existing simple species lists, this new review has gathered information on all available data for the %FO within species of marine birds, mammals and turtles. This allows the creation of species-specific averages of %FO for plastic ingestion, and derived averages for higher taxa like genera, families or orders. Due to a lack of standardized methods, only a limited number of studies provides data that allows estimates of the average number of plastic particles ingested per individual within a species or in higher level taxonomic units. With some examples of methodological constraints, the need for more standardization is highlighted.

2. Methods

To be considered for this review, articles and reports had to fulfil certain requirements:

- Only cases of ingestion or entanglement were considered.
- Records have to provide the exact species name.
- Data on external fouling e.g. in fish gills (e.g. Collard et al., 2017; Abreo et al., 2019), on crustacean carapaces (Welden et al., 2018) etc. were excluded.
- Impacts on marine sedentary organisms (from entanglement or smothering; e.g. Kühn et al., 2015; de Carvalho-Souza et al., 2018) have not been included.
- Only studies on animals living in the wild have been included. Experiments where organisms are exposed to plastics were excluded.
- Extinct species and species occurring only in freshwater were excluded.
- Both dedicated plastic studies and studies where plastic was a side-line, e.g. in traditional diet studies, have been included. While being confident that all publications that dedicatedly reported plastics are included in this review, records of plastics in non-dedicated studies are not always easy to find.
- Different types of references (e.g. peer-reviewed articles, gray literature such as reports) were considered and all references are included in the Online Supplement.
- All marine debris, including plastics, metal, glass, rubber, natural ropes etc. reported in wildlife were used. According to the definition of marine debris described by Werner et al. (2016), this includes “any persistent, manufactured or processed solid material discarded, disposed of, or abandoned in the marine and coastal environment.” However, plastics are by far the most abundant items known to have impacts on marine wildlife and data presented are basically the figures for impact from plastic marine debris.
- All sizes of plastics were included (micro- (< 5 mm), meso- (5–20 mm) and macro- (> 20 mm) plastics; GESAMP, 2019).
- Concerning entanglement, we only used data where debris, and not active gear (bycatch) was involved. When evident that hooks were from active gear, records were not included.
- Calculations for ingested plastic include reports of ingested microfibres, because in many papers no clear distinction is made between small dust-like fibres (which may partly stem from secondary aerial contamination (Dris et al., 2016; Hermsen et al., 2017; Kühn et al., 2020)) and more solid plastic particles. Microfibres are defined as filaments with a diameter < 50 µm. Thicker filaments are considered as threads, originating from ropes and nets (Tanaka and Takada, 2016).
- Studies published until May 2019 were considered.

These restrictions in data were applied to create a clear focus on ingestion and entanglement records. A broader definition of impacts is used by Gall and Thompson (2015) who included smothering and other interaction of plastic and marine wildlife and a continuous update is provided in the online database ‘Litterbase’ (Bergmann et al., 2017). Starting point for the literature review was the data provided by Kühn et al. (2015). New literature was continuously collected using search engines such as Google Scholar and web of Science or alerts by ResearchGate and common journals for plastic research (search terms: ‘species name’ and plastic, litter, debris, ingest, entangle, diet, etc.). Each plastic ingestion or entanglement study was searched for references therein. Systematic standard search was conducted in English, but occasional records in German, Portuguese, Spanish, French and Dutch were also included.

2.1. Taxonomic %FO ingestion (Tax-%FO)

Firstly, this review provides data on the frequency of occurrence of plastic ingestion and entanglement within higher taxonomic units (Tax-%FO; e.g. for the number of species within a family). As in Kühn et al. (2015), the Online Supplement (Online Supplement Table 1) contains a detailed table with the underlying information for each species in the taxon. Updates include studies published since the review in 2015 and earlier accounts that had not been detected at that time. In addition two features have been added: dedicated plastic ingestion studies where zero plastics were found in a species, have been included and marked, as recommended by Provencher et al. (2017). Secondly, entanglement accounts were categorized according to their likelihood of being caused by discarded and lost fishing gear.

Current species classification and names for seabirds were derived from HBW and BirdLife International (2018). The group of marine ducks (Anseriformes) has been expanded in comparison with Kühn et al. (2015), as recommended by Ryan (2018). We’ve added four species of steamerducks (*Tachyeres* sp.), three marine mergansers and four other species that spend their time at least partly at sea: long-tailed duck (*Clangula hyemalis*), black-necked swan (*Cygnus melancoryphus*), kelp goose (*Chloephaga hybrida*) and crested duck (*Lophonetta specularioides*), leading to a total of 26 species of Anseriformes rather than the 13 species considered in Kühn et al. (2015). As the procellariiform and charadriiform orders include many different species, subfamilies were considered. The families of the procellariidae (petrels) and diomedidae (albatrosses) have been split even further as this group belongs to the most affected family and required more detailed analyses. For marine mammals, names provided by the Society for Marine Mammalogy (2018) were used. All marine bird and mammal species that have been included, are listed in the Online Supplement Table 1. The species numbers for fish and invertebrates were taken from WoRMS (2019). Species numbers differ slightly from previous reviews mainly because of continuous changes in accepted taxonomy.

2.2. %FO ingestion per species (Sp-%FO)

Although many species have been recorded with ingested plastics, not all of them are affected to the same extent. One single record for an individual of a species is enough to be included in the Tax-%FO lists. However, it is the frequency of occurrence within a species that is relevant in terms of potential harm to populations or species. Within species, the frequency of occurrence of ingested plastic per species (Sp-%FO) could be assessed for marine birds, mammals and turtles. Therefore, all studies that reported the sample size and either the number or the percentage of affected animals are summarized. The studies used are marked with a superscript asterisk in the Online Supplement Reference section. It should be noted that figures may become biased towards the more frequently and better studied species. Fish and invertebrates have been excluded from this detailed overview, as data on %FO is often incomplete. For fish, available data was

Table 1

Overview plastic ingestion or entanglement or both in the main animal taxa. Shown are the total number of species within the taxon, the number of species known to be affected, and the derived percentage of affected species within the taxon (Tax-%FO). Species specific data underlying the taxon figures are given in Online Supplement Table 1.

Taxa	n species in taxon	Ingestion		Entanglement		Ingestion & entanglement	
		n affected species	Tax-%FO	n affected species	Tax-%FO	n affected species	Tax-%FO
Seabirds							
Anseriformes (marine ducks)	26	2	7.7%	6	23.1%	6	23.1%
Podicipediformes (grebes)	20	0	0.0%	6	30.0%	6	30.0%
Phaetontiformes (tropicbirds)	3	2	66.7%	1	33.3%	3	100.0%
Gaviformes (loons)	5	4	80.0%	5	100.0%	5	100.0%
Sphenisciformes (penguins)	18	5	27.8%	6	33.3%	9	50.0%
Procellariiformes (tubenoses)	144	91	63.2%	18	12.5%	91	63.2%
Pelecaniformes (pelicans)	8	3	37.5%	4	50.0%	5	62.5%
Suliformes (gannets, cormorants)	49	15	30.6%	19	38.8%	24	49.0%
Charadriiformes (gulls, terns, skuas, auks)	136	58	42.6%	47	34.6%	77	56.6%
All seabirds	409	180	44.0%	112	27.4%	226	55.3%
Marine mammals							
Ursidae (polar bears)	1	0	0.0%	1	100.0%	1	100.0%
Mustelidae (marine otters)	2	0	0.0%	2	100.0%	2	100.0%
Pinnipedia (all seals)	31	15	48.4%	22	71.0%	22	71.0%
Otariidae (eared seals)	14	10	71.4%	12	85.7%	12	85.7%
Odobenidae (walruses)	1	0	0.0%	0	0.0%	0	0.0%
Phocidae (true seals)	16	5	31.3%	10	62.5%	10	62.5%
Cetartiodactyla (all whales)	86	52	60.5%	22	25.6%	59	68.6%
Mysticeti (baleen whales)	14	8	57.1%	10	71.4%	12	85.7%
Odontoceti (toothed whales)	72	44	61.1%	12	16.7%	47	65.3%
Sirenia (manatees, dugongs)	3	2	66.7%	2	66.7%	2	66.7%
All marine mammals	123	69	56.1%	49	39.8%	86	69.9%
Other taxa							
All turtles	7	7	100.0%	7	100.0%	7	100.0%
All sea snakes	62	0	0.0%	2	3.2%	2	3.2%
All fish	31,243	363		101		430	
All invertebrates	159,000	82		83		163	
All species		701		354		914	

recently reviewed by Markic et al. (2019).

Other than the general Tax-%FO for affected species within a group of species (as done above), the frequency of occurrence within a single species (Sp-%FO) was calculated. This was done by dividing the total number of individuals with ingested plastic, by the total number of individuals studied (from studies that report both numbers). Thus, the basis remains the frequency among individuals. In this paper, results are largely provided as combined data for higher level taxa. Full records for each species are provided in the Online Supplement Table 2. As for many species details of plastic ingestion have not been specified, the Sp-%FO could only be calculated for a limited number of species. Therefore, the percentage of species studied per taxon is provided. For a graphical impression, one species from each taxon was chosen on the basis of having the highest number of dedicated records. When two species had the same number of study records, the one with the higher sample size of individuals has been used.

2.3. Quantities of plastics ingested

Beside the Sp-%FO, it is the quantity of ingested plastic that is relevant when assessing potential harm to organisms. The interpretation of this data is complex, as there are two common types of reporting average number of plastics in biota:

- the *affected average* divides the number of items detected by the number of affected organisms.
- the *population average* is calculated by dividing the number of plastics by all the individuals in the complete sample, thus including the individuals with no plastics.

As already emphasized in Provencher et al. (2017) and Provencher et al. (2019) the population average should be used in order to provide

a realistic and comparable overview of the pervasiveness of the plastic problem. For quantities of ingested plastic, this review only used studies where the population average was reported or could be recalculated from the underlying data provided in the papers. Thus, studies were excluded when it was unclear which type of average had been calculated by the authors. All references used for this quantitative part of this study are marked in the Online Supplement References with superscript 2. The quantitative data for individual species were combined into tables for higher taxa by dividing the total number of particles reported by the total number of individuals studied, again including zero records and species with the highest number of study records were depicted.

3. Results

A total of 747 studies which reported details on species that either got entangled in or ingested plastic are used for this review. All references are listed in the Online Supplement. The first study included was published in 1938 by Gudger (1938) describing an Atlantic cod (*Gadus morhua*), entangled in a metal can. There is an older account by the same author from 1931, where a shark has been found entangled in a rubber car tyre (Gudger and Hoffman, 1931), however, as the shark species was not specified, that account could not be included in the literature list. The first account of ingestion of litter by marine organisms comes again from Gudger (1949). In 1931, a tiger shark (*Galeocerdo cuvier*) was found to have ingested several items of human origin, such as horse shoes, metal cans and rope material. Despite earlier records of ingested marine litter, the first plastic item ingested was found in Leach's storm petrels (*Oceanodroma leucorhoa*) in 1962 (Rothstein, 1973). Since then there has been a continuously growing body of literature (Provencher et al., 2017).

3.1. Taxonomic frequency of occurrence (Tax-%FO)

The total number of species encountered either entangled in or with ingested litter has increased from 267 in 1997 (Laist, 1997) and 557 in 2015 (Kühn et al., 2015) to currently at least 914 species (Table 1). The number of all species and the number of species affected are presented together with the total percentage of affected species (Table 1). The total percentage may differ from the separate ones as some species may suffer from both, entanglement and ingestion. A detailed list of all species with ingestion or entanglement records for marine birds, mammals, turtles, sea snakes, fish and invertebrates is included in Online Supplement Table 1. Although seabirds belong to the species group most intensively studied (Provencher et al., 2017), affected species numbers still increased from 203 in 2015 to 226 in this study. The number of marine mammal species has increased slightly from 81 species in 2015 to 86 species in 2019. In turtles, seven out of seven species were already found to be entangled and to ingest plastics in 2015. The largest increase in studies and species records occurred in fish. In Kühn et al. (2015), 166 fish species had documented cases of plastic entanglement or ingestion. In the current review, this number increased to 430 species of marine fishes. For a full comparison between Kühn et al. (2015) and this study see Online Supplement Table 3.

3.2. Frequency of occurrence per species (Sp-%FO)

A total of 588 out of 747 studies reports ingestion of plastics by marine wildlife. Eligible for calculations on Sp-%FO, are 311 studies: 152 for marine birds, 75 for mammals and 84 for turtles. These studies report the sample size and the number or percentage of affected individuals.

Out of 409 known seabird species, 226 species were studied for plastic ingestion of which 180 species have been found with plastics. A total of 43,525 individual seabird samples has been studied of which more than a quarter (12,065 individuals, 27.7%) contain plastics. Procellariiformes are among the best studied taxon with 103 out of 144 species and 22,735 individuals analysed. This group exhibits the highest Sp-%FO with 41.5% of all individuals containing plastic (Table 2).

While 41.5% of the marine mammal species has currently been studied for plastic ingestion, only 860 out of 19,486 individuals (4%) contained plastics (Table 3). For both, baleen and toothed whales, around half of all species have been studied. Baleen whales showed a higher Sp-%FO (16.67%) than toothed whales (9.4%). However only 96 baleen but 5002 toothed whales have been autopsied. Plastic has been found in the digestive tracts of seals but not in polar bears or otters, the Sp-%FO for carnivores remains low at 0.95%.

There are only seven species of marine turtles and all of them, with exception of the flatback turtle (*Natator depressus*), have been repeatedly encountered with ingested plastics. Therefore, results are presented in a table for each species separately (Table 4). In contrast to the small number of species, plastic in turtles gained a lot of attention in scientific literature, with 140 study records. One third (32%) of 7879 turtles analysed contained plastic in their stomachs.

Fig. 1 provides the Sp-%FO for selected species having the highest number of dedicated study records within the higher level taxon. Thus, please note that also species-specific data are often derived from many different studies. The supplementary Table 2 provides data for all species studied. Low sample numbers can lead to unusual high Sp-%FO's of e.g. 100% (e.g. black-faced sheathbill *Chionis minor*, narwhal *Monodon monoceros* and flatback turtle). High Sp-%FO's with sufficient sample numbers are mainly reached in seabirds. Laysan albatross *Phoebastria immutabilis*, northern fulmar *Fulmarus glacialis*, sooty shearwater *Ardenna grisea* and red phalarope *Phalaropus fulicarius* are species with > 50% of the analysed individuals containing plastics. High Sp-%FO's in the other species groups were found in sperm whales (*Physeter macrocephalus*; 26%) and green turtles (*Chelonia mydas*; 47%).

Table 2

Frequency of occurrence per species (Sp-%FO) of plastic ingestion for seabirds per taxon. The total number of species in the taxon is given with the percentage of species within the taxon for which ingestion studies are available. For each taxon, the number of individuals studied, and the number of individuals with plastic is tabulated, with the derived Sp-%FO shown in the last column.

Taxon	n species	% species studied	Number of individuals studied	Number of individuals with plastic	Sp-%FO
Anseriformes	26	38.5%	823	2	0.2%
Podicipediformes	20	15.0%	8	0	0.0%
Phaetontiformes	3	100.0%	221	31	14.0%
Gaviformes	5	80.0%	32	3	9.4%
Sphenisciformes	18	38.9%	1478	214	14.5%
Procellariiformes					
Storm petrels	27	48.1%	1614	415	25.7%
Great albatrosses	6	83.3%	157	29	18.5%
N Pacific albatrosses	4	100.0%	1434	1205	84.0%
Sooty albatrosses	2	100.0%	83	2	2.4%
Mollymawks	10	100.0%	2301	114	5.0%
Fulmarine petrels	7	100.0%	4300	2725	63.4%
Whalebirds	8	75.0%	819	584	71.3%
Gadfly petrels	35	68.6%	1420	233	16.4%
Procellaria petrels	5	100.0%	875	92	10.5%
Shearwaters	30	60.0%	7258	4000	55.1%
Bulweria petrels	6	50.0%	289	5	1.7%
Diving petrels	4	75.0%	313	21	6.7%
All Procellariiformes	144	71.5%	22,735	9426	41.5%
Pelecaniformes	8	37.5%	31	12	38.7%
Suliformes					
Frigatebirds	5	60.0%	96	23	24.0%
Gannets	10	60.0%	984	262	26.6%
Cormorants	34	26.5%	580	51	8.8%
All Suliformes	49	36.7%	1660	336	20.2%
Charadriiformes					
Sheathbills	2	100.0%	5	3	60.0%
Phalaropes	3	66.7%	113	65	57.5%
Noddies	5	80.0%	258	15	5.8%
White terns	2	50.0%	54	1	1.9%
Skimmers	3	0.0%	0	0	0.0%
Gulls	51	49.0%	4840	788	16.3%
Terns	39	51.3%	1313	21	1.6%
Skuas	7	85.7%	2192	180	8.2%
Auks	24	79.2%	16,537	2041	12.3%
All Charadriiformes	136	55.9%	16,537	2041	12.3%
All seabirds	409	55.3%	43,525	12,065	27.7%

3.3. Average number of plastic items in seabirds

Less than a third of all study records of marine mammals and turtles report population averages for the number of rubbish or plastic items (27.9% of 218 and 31.2% of 189 study records, respectively). Consequently, we focus on seabirds, where almost half of the studies (48.9% of 841 study records, reported in 80 studies) provide population averages on numbers of plastics ingested.

Table 5 provides data on the average number of plastic items per individual within seabird taxa. In 7572 procellariiform birds, on average 9.88 pieces of plastics were encountered, almost ten times as many plastic pieces as in Charadriiformes. More than the half (53%) of all charadriiform species have records of average numbers and 9284 individuals have been analysed. Calculated for all these individuals, on average they have ingested 1.03 plastic pieces. Phalaropes and auks contain on average more than one piece of plastic (8 and 1.6 respectively), while terns have only 0.006 pieces of plastic on average, despite the relatively large sample size of 325 birds. In all other bird orders sample sizes were much smaller and these birds contained on average less than one particle per bird. The maximum average number reported in a species group concerns the smallest member of the procellariiform seabird, the storm petrels. Youngren et al. (2018) report an average of

Table 3

Frequency of occurrence per species (Sp-%FO) of plastic ingestion for marine mammals per taxon. The total number of species in the taxon is given with the percentage of species within the taxon for which ingestion studies are available. For each taxon, the number of individuals studied, and the number of individuals with plastic is tabulated, with the derived Sp-%FO shown in the last column.

Taxon	n species	% species studied	Number of individuals studied	Number of individuals with plastic	Sp-FO%
Carnivores					
Ursidae	1	0.00%	0	0	0.00%
Mustelidae	3	0.00%	0	0	0.00%
Otariidae	14	28.57%	8593	58	0.67%
Odobenidae	1	0.00%	0	0	0.00%
Phocidae	16	25.00%	1191	34	2.85%
All carnivores	34	23.53%	9784	93	0.95%
Baleen whales					
Balaenidae	4	0.00%	0	0	0.00%
Neobalaenidae	1	0.00%	0	0	0.00%
Eschrichtiidae	1	0.00%	0	0	0.00%
Balaenopteridae	8	75.00%	96	16	16.67%
All baleen whales	14	42.86%	96	16	16.67%
Toothed whales					
Physteridae	1	100.00%	145	37	25.52%
Kogiidae	2	100.00%	39	10	25.64%
Ziphiidae	22	54.55%	266	66	24.81%
Pontoporiidae	1	100.00%	197	44	22.34%
Monodontidae	2	50.00%	1	1	100.00%
Delphinidae	37	45.95%	2495	205	8.22%
Phocoenidae	7	28.57%	1859	107	5.76%
All toothed whales	72	50.00%	5002	470	9.40%
All cetaceans	86	48.84%	5098	486	9.53%
Sirenia					
Trichechidae	2	50.00%	4604	281	6.10%
Dugongidae	1	0.00%	0	0	0.00%
All sirenia	3	33.33%	4604	281	6.10%
All marine mammals	123	41.46%	19,486	860	4.41%

203 plastic pieces in Tristram's storm petrels (*Oceanodroma tristrami*) on Hawaii with a maximum of 615 plastic pieces in a single bird. The second highest record was also found on Hawaii, in Laysan albatross fledglings. Lavers and Bond (2016) found an average number of 132.5 pieces and a maximum of 450 pieces in one bird. Other members of the procellariiform order such as bulweria petrels, diving petrels and mollymawks contained < 0.017 plastic particles on average.

Again, as for Sp-%FO, a selection of species with the highest study record per taxon group was made to illustrate data on the average number of ingested plastic items. Laysan albatross, northern fulmar, white-chinned petrel (*Procellaria aequinoctialis*), short-tailed shearwater (*Ardenna tenuirostris*), northern gannet (*Morus bassanus*) and red phalarope exceed the average of more than one piece of ingested plastic per individual. To visualize this data, two graphs were made for species with either an average of < 1 or > 1 pieces respectively (Fig. 2).

4. Methodological constraints

Variation of methods represents the main issue that hampers

Table 4

Frequency of occurrence per species (Sp-%FO) of plastic ingestion for turtles. The species is given with the percentage of species within the taxon for which ingestion studies are available. For each taxon, the number of individual studied, and the number of individuals with plastic is tabulated, with the derived Sp-%FO shown in the last column.

Taxon	n species	% species studied	n individuals studied	n individuals with plastic	Sp-FO%
Loggerhead turtle	1	100%	3919	843	22%
Kemp's ridley turtle	1	100%	304	106	35%
Olive ridley turtle	1	100%	179	81	45%
Green turtle	1	100%	2720	1275	47%
Hawksbill turtle	1	100%	86	31	36%
Flatback turtle	1	100%	2	2	100%
Leatherback turtle	1	100%	669	198	30%
All turtles	7	100%	7879	2536	32%

analysis of data on a large scale. Some cases are highlighted, emphasizing the different outcomes of studies, depending on their study setup.

4.1. Seabirds – dissection and regurgitations

For many seabird studies samples are collected by dissecting dead individuals. However, to study the natural diet and plastic uptake in live birds, e.g. in breeding colonies, emetics or stomach lavages are regularly applied. Another method to obtain samples is the collection of regurgitates or boluses, some seabird species produce regularly. Provencher et al. (2017) found that 70% ($n = 82$) of the studies used dead birds from beaches, roads or colonies or being killed in hunting or bycatch. Stomach lavage or emetics were used in 9 studies and natural regurgitates were analysed in 23 studies. Beside potential harm to the individual when using invasive research methods, the full stomach content can often not be obtained in all seabird species. In some procellariiform seabirds, the two stomachs are divided by a small constriction. As most plastic is retained in the latter stomach (the muscular gizzard), only a small fraction of plastics will be collected when

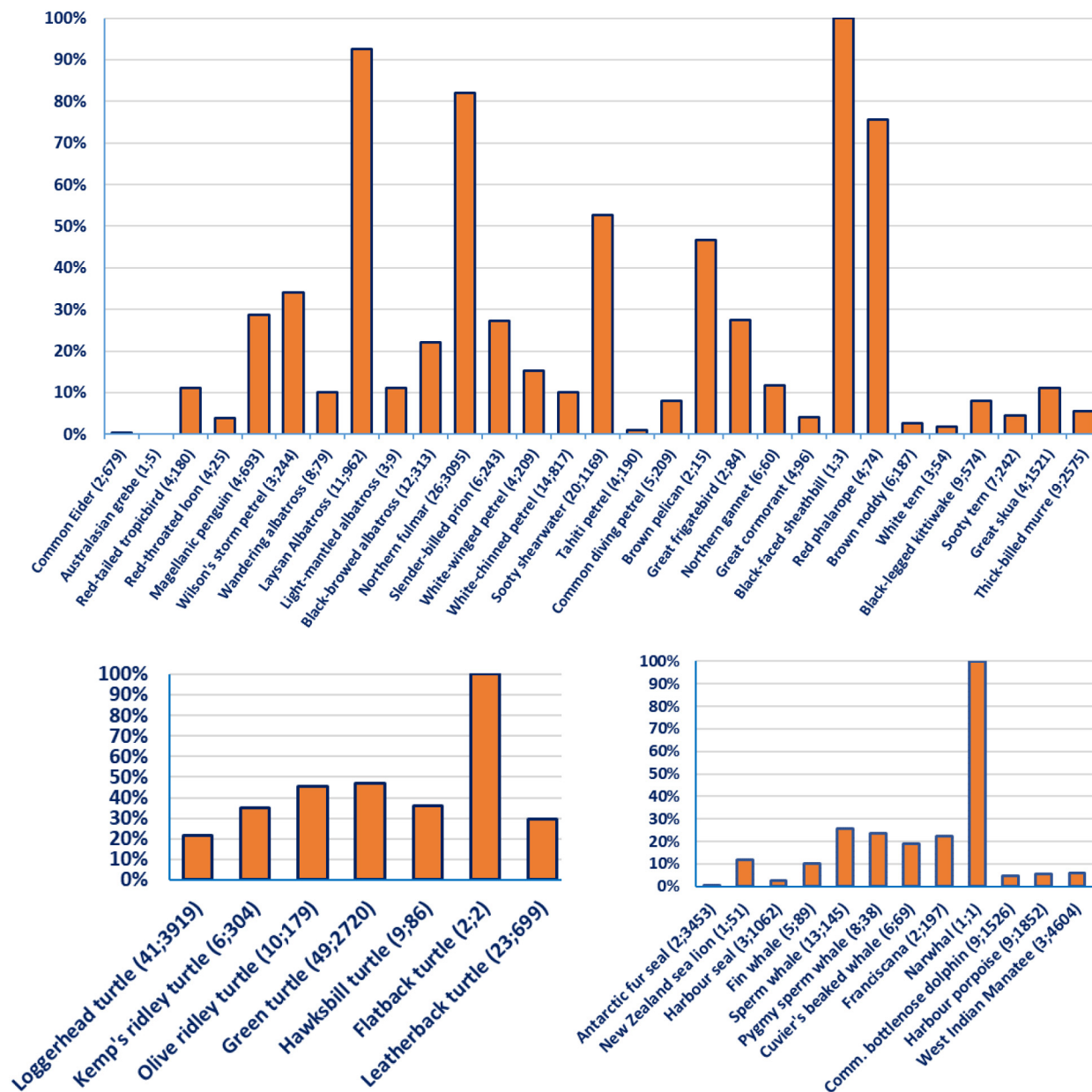


Fig. 1. Frequency of occurrence per species (Sp-%FO) of ingested plastics for a selection of best documented species of seabirds (top), turtles (bottom left) and marine mammals (bottom right). Species shown here were chosen from their taxonomic group as the species with the highest number of study records. With the species names, the number of studies on that species and the number of individuals used for the Sp-%FO calculations are shown in parenthesis.

regurgitations are obtained, making it difficult to compare results (Provencher et al., 2019). To emphasize the effect of method and gut morphology on Sp-%FO, gulls, skuas and cormorants, all known to regurgitate regularly, were compared with petrels (Procellariidae) and albatrosses (Diomedidae), both accumulating plastics. Table 6 shows, that the outcome in gulls, skuas and cormorants are similar, irrespective the method, as probably in both cases the complete stomach content has been available. However, in petrels and albatrosses, more birds were encountered with plastics, when dissecting the birds and analysing both stomachs, indicating that regurgitates in these species do not reveal the full plastic load.

4.2. Seabirds – age variation

Sometimes it is not only the method used that can cause difference in numbers but it might for example be related to the ecology of species: young seabirds tend to have more plastics in their stomachs than adults,

partly because they get fed by two plastic-ingesting parent but possibly also due to inexperience in searching for food (Kühn et al., 2015). For instance, in most studies of Laysan albatrosses, stomachs of young birds were analysed. When adding up all records of young birds from different studies (where Sp-%FO is available), 635 birds were analysed and 96% contained plastics (Auman et al., 1997; Lavers and Bond, 2016; Pettit et al., 1981; Rapp et al., 2017; Sileo et al., 1990). In contrast, among 222 adult Laysan albatrosses only 84% had ingested plastics (Gould et al., 1997; Gray et al., 2012; Rapp et al., 2017). The study bias towards younger birds may explain the high Sp-%FO in Laysan albatrosses. In beached northern fulmars found in the Netherlands, young birds consistently have a higher mass of ingested plastic in the stomach than adult birds (Van Franeker et al., 2011).

4.3. Seabirds – population and affected averages

For 10 dedicated seabird ingestion studies and 50 study records

Table 5

Average number of plastic pieces ingested per individual for the major seabird taxa. The total number of species in the taxon is given with the percentage of species within the taxon for which ingestion studies are available. For each taxon, the number of individual studied, and the population average of plastic items per bird is tabulated. The range of the average number of plastics per bird is shown for all studies considered for this calculation.

Taxon	Species	Species studied	Individuals studied	Plastics/bird	Reported range average in studies	
	<i>n</i>	%	<i>n</i>	<i>n</i> avg	Min	Max
Anseriformes	26	38%	864	0.012	0	0.175
Podicipediformes	20	0%	8	0	0	0
Phaetontiformes	3	100%	15	0.067	0	0.3
Gaviformes	5	80%	14	0.071	0	0.333
Sphenisciformes	18	22%	143	0.014	0	0.222
Procellariiformes						
Storm petrels	27	41%	939	13.122	0	203.2
Great albatrosses	6	67%	88	0.42	0	1
N. Pac. albatrosses	4	75%	154	36.935	0	132.46
Sooty albatrosses	2	0%	3	0	0	0
Mollymawks	10	60%	765	0.012	0	1.5
Fulmarine petrels	7	86%	2437	17.795	0	65.4
Whalebirds	8	50%	84	1.048	0	5.5
Gadfly petrels	35	43%	529	0.476	0	4.109
Procellaria petrels	5	40%	126	8.127	0	8.947
Shearwaters	30	53%	2207	5.454	0	43
Bulweria petrels	6	33%	182	0.005	0	0.008
Diving petrels	4	25%	58	0.017	0	0.02
All Procellariiformes	144	49%	7572	9.882	0	203.2
Pelecaniformes	8	13%	15	0.53	0.53	0.53
Suliformes						
Frigatebirds	5	40%	12	0	0	0
Gannets	10	50%	92	1.457	0	5.81
Cormorants	34	24%	207	0.415	0	2
All Suliformes	49	31%	311	0.704	0	5.81
Charadriiformes						
Sheathbills	2	50%	2	0	0	0
Phalaropes	3	67%	22	8	1	12.3
Noddies	5	80%	22	0	0	0
White terns	2	50%	54	0.093	0	0.625
Skimmers	3	0%	0	na	na	na
Gulls	51	43%	2827	0.736	0	9.8
Terns	39	46%	328	0.006	0	0.031
Skuas	7	71%	1465	0.145	0	30
Auks	24	79%	4564	1.559	0	47
All Charadriiformes	136	53%	9284	1.033	0	47
All seabirds	409	44%	25,798	3.282	0	203

therein, the affected average of the number of ingested plastic particles was reported. However, the true population average could be derived from underlying data (Ainley et al., 1990b; Bond et al., 2010; Donnelly-Greenan et al., 2018; Floren and Shugart, 2017; Lavers and Bond, 2016; Mallory, 2008; Mallory et al., 2006; Rodríguez et al., 2012; Spear et al., 1995; Verlis et al., 2013). The species ($n = 43$) belong mainly to the Procellariiformes and Charadriiformes. From these species, 2447 individuals were analysed, 385 birds contained plastics, 7244 items in total. The affected average, excluding birds without plastics is 18.82 plastic pieces. When including all birds sampled, the population average is much lower, 2.96 plastic pieces (Fig. 3).

A significant difference ($p < 0.0001$) was indicated (Wilcoxon signed rank test for non-parametric paired data <https://epitools.ausvet.io/paired>), with affected averages being higher than population averages, emphasizing the importance to present results including the complete study sample to avoid overestimation of numbers and second to report which type of average has been used to allow comparisons between studies. Reporting different or unclear metrics in plastic ingestion studies impede the structural analysis of results.

4.4. Marine mammals – sampling method

How much influence a specific sampling method can have on the results has been shown in one study of plastic ingestion in harbour porpoises by Van Franeker et al. (2018). Between 2003 and 2013, 654

porpoises were studied. Using a simple overflow method (to retain hard natural prey items), 6% of the porpoises contained plastics. However, after adapting the method towards a plastic-dedicated protocol using an additional sieve, that caught all overflowing material, the actual %FO increased to 15%.

4.5. Turtles – plastic distribution in the gastrointestinal tract

Most studies on plastics in turtles include the complete gastrointestinal tract (GIT), others analyse the stomach content only. The complete GIT of turtles was considered in 42 studies, only the stomach in 8 studies. The remaining studies do either give no details or consider faeces, parts of the GIT or stomach flushing. Sp-%FO was calculated for all individuals of each group. These two groups were tested for a significant difference, using 2-sample z test to compare proportions <http://epitools.ausvet.com.au/content.php?page=z-test-2> as recommended by Provencher et al. (2017).

For a total of 3639 turtles the method was specified. In 218 turtles only the stomach was analysed while 3421 turtles were analysed for plastics in the complete GIT. Out of the stomach-only turtles, 19.27% were found to contain plastics and when the whole GIT was analysed, 51.45% contained plastics (Fig. 4), indicating that a substantial amount of plastic may be missed out when only analysing the stomach. Therefore, the parts of GIT analysed should always be specified as for example was done by Camedda et al. (2014).

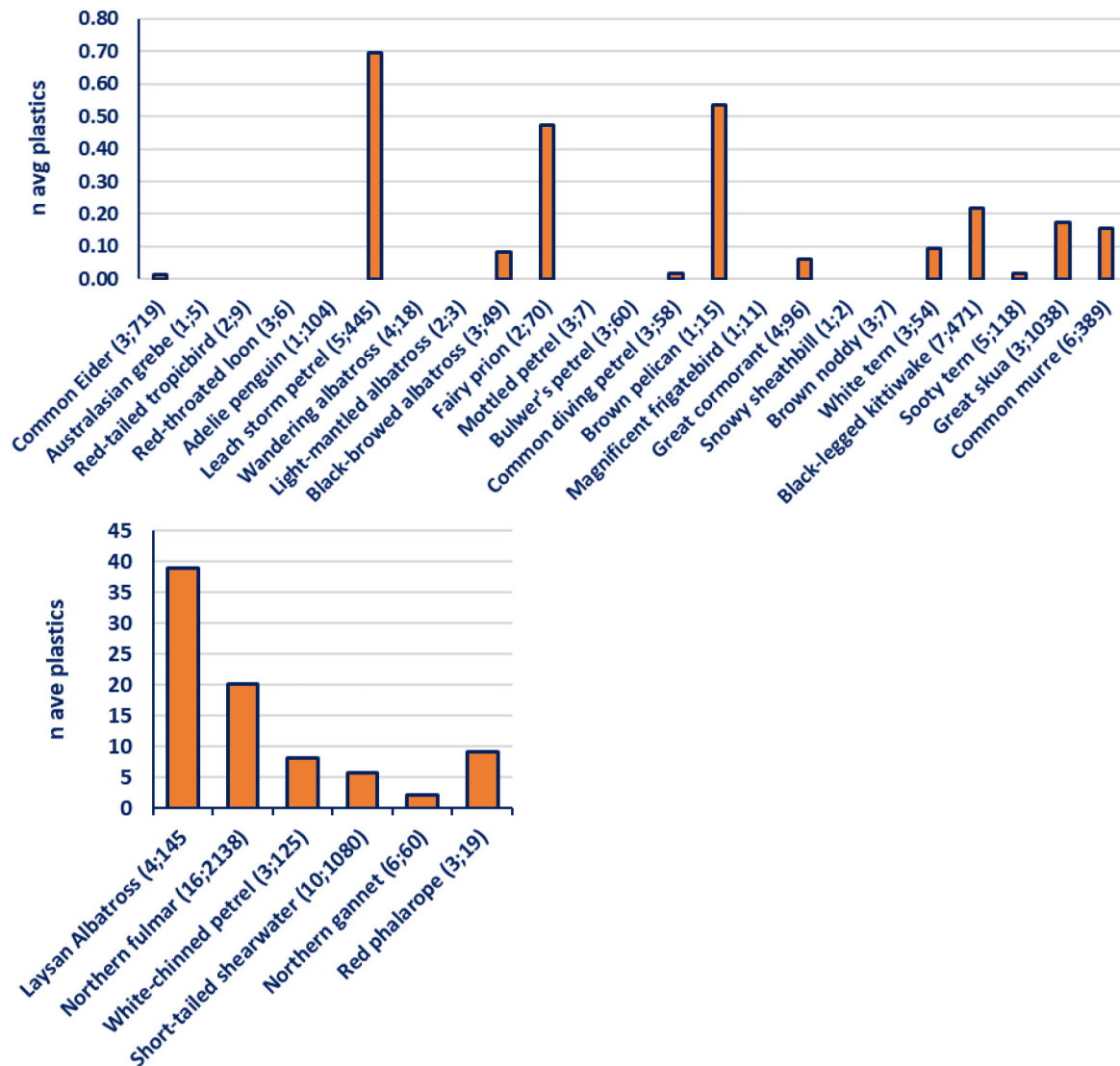


Fig. 2. Population average number of ingested plastic particles in seabirds. Species shown here were chosen from their taxonomic group as the species with the highest number of study records with the species names. The number of studies on that species and the number of individuals used are shown in parenthesis. The graph on the Top shows seabird species with on average < 1 piece of plastic per bird. On the Bottom, seabird species with an average of > 1 plastic items are depicted.

Table 6

Comparison of two different groups of species, with different gut morphology and foraging habits. Both groups have been studied by either dissecting the birds or using regurgitates (pellets, boluses, emetics). Sample size of birds analysed are shown together with the number of individuals with plastic and their according percentage.

Taxon	Dissection			Regurgitates		
	Sample size	Individuals with plastic	%	Sample size	Individuals with plastic	%
Gulls	1386	210	15.15	3404	572	16.8
Skuas	110	9	8.18	2082	171	8.21
Cormorants	84	10	11.9	496	41	8.27
Procellariidae	14,661	6916	47.17	1653	455	27.53
Albatrosses	2878	1066	37.1	238	14	5.88

5. Discussion

This review presents the most recent updated information on documented cases of plastic ingestion and entanglement in marine species. In recent years many reviews have been published focusing on either entanglement or ingestion and different taxon groups such as seabirds (Ryan, 2018; Battisti et al., 2019; Jagiello et al., 2019), marine

mammals (Fossi et al., 2018; Stelfox and Hudgins, 2015), turtles (Duncan et al., 2017; Staffieri et al., 2019), fish (Azevedo-Santos et al., 2019; Markic et al., 2019; Parton et al., 2019) and zooplankton (Botterell et al., 2019). The numbers of affected species in these studies vary, as different criteria for species selection were applied. Battisti et al. (2019) and Azevedo-Santos et al. (2019) for example, included terrestrial bird species, but Battisti et al. (2019) also included many

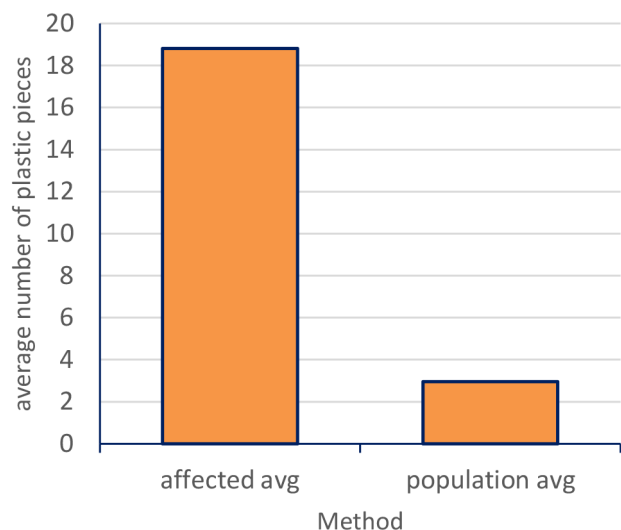


Fig. 3. Comparison of two methods. Affected average number of pieces excludes all seabirds without plastic ($n = 385$). The population average includes all birds sampled ($n = 2447$). In total, 7244 plastic items were detected in ten studies, where the affected average has been reported but the population average could be calculated.

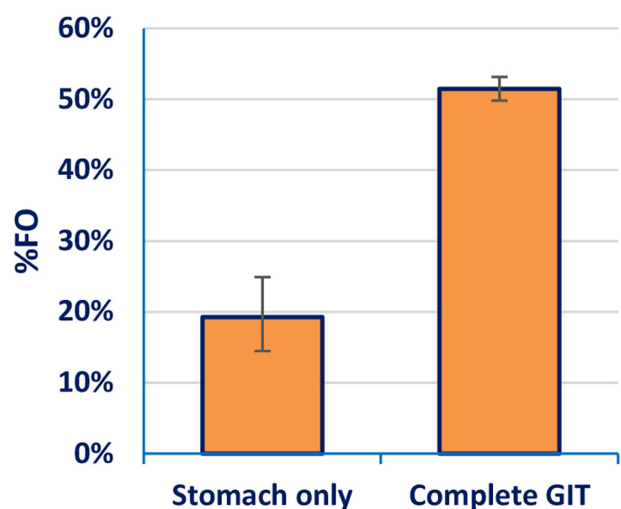


Fig. 4. Frequency of occurrence (%FO) of plastic ingestion of turtles (all species combined). Two methods analysing either the stomach only or the complete gastrointestinal tract (GIT) were compared. Error bars indicate the 95% confidence limits.

seabird species clearly caught in active fishing gear, confounding two very relevant but distinctive threats to seabirds.

The current study combines data on all marine taxa and presents a comprehensive list of all marine species recorded with plastic entanglement or ingestion. This list should serve as a useful tool for e.g. scientists to quickly gain insights in what is known about plastic ingestion or entanglement in a specific species, updating the list by Kühn et al. (2015). Beside this tool, this study provides insight in the number of affected individuals within species of marine megafauna and an overview of quantities of plastics found in seabirds. Unfortunately, it was not possible to provide an overview of data on average plastic mass, not even in the well-studied seabird group. Beside many zero-accounts, only 38 studies report population averages of plastic mass in seabirds, insufficient to compile a reliable overview for different species groups. Long-term studies in northern fulmars in the Netherlands show that the average mass of plastic particles decreased since the 1980s, indicating a trend towards more, but smaller plastics (Van Franeker

et al., 2011; Van Franeker and Law, 2015). Plastic mass or volume would be a better indicator of impact on animals ingesting plastic than the number of plastic particles. Therefore, for long-term data collection, plastic mass should be considered the most reliable unit and should be provided as population average when studying plastics in marine organisms (Provencher et al., 2019).

Our numbers show, that plastics occur in many species, living in different marine habitats around the world, feeding and digesting in different ways. Interaction with plastic has been reported in tiny barnacles (Goldstein and Goodwin, 2013) and in blue whales (Baxter, 2009). It has been reported in different species from remote places such as polar regions (Nielsen et al., 2013; Poon et al., 2016; Ainley et al., 1990a; Van Franeker and Bell, 1988) and the deep sea (Carreras-Colom et al., 2018; Courteney-Jones et al., 2019; Courteney-Jones et al., 2017). With almost 1000 species affected, there is no doubt that plastic pollution is pervasive and available to any kind of marine organism. Plastic pollution has been considered as one of the most urgent environmental issues by UNEP (2011), but the extent of negative effects on marine wildlife is hard to assess and sometimes might be exaggerated (Völker et al., 2019). In well-studied turtles, where all species have been found to ingest plastics, only one third (32%) of the individuals contained plastic, although plastic abundances may be much higher (% FO > 90%) in some areas (González Carman et al., 2014; Clukey et al., 2017; Tourinho et al., 2010). Seabirds and specifically tubenosed seabirds also belong to a well-studied species group. The individual %FO in procellariiforms is high with almost half of the birds (41.5%) containing plastics. However, when looking into the species groups within the tubenose order there is still a large variability in the occurrence of plastics. For instance, the mollymawks and the gadfly petrels, (10 and 35 species respectively), with sample sizes > 100, had low Sp-%FOs of 5% (mollymawks) and 16.4% (gadfly petrels). Other orders, such as Suliformes (gannets and cormorants) and Charadriiformes (gulls, terns, auks, etc.) have even lower Sp-%FOs of plastics in their stomachs (respectively 20.2% and 12.3%). Although known for regular visits at landfills and snack bars (e.g. Lenzi et al., 2016), only 16.3% of all studied gulls contained plastics at the moment of analysis. This may be explained by their feeding habits of regurgitating indigestible prey items (including plastics) on a regular basis (Barrett et al., 2007). Marine mammals and especially seal species seem to suffer more severely from entanglement (71% of all seal species) than from ingestion (48.4% of all seal species) of plastics. The Sp-%FO of ingestion of plastics in marine mammals is generally low (4.4%). Although some impressive cases of sperm whales ingesting many large plastic items exist (Jacobsen et al., 2010; De Stephanis et al., 2013; Unger et al., 2016), only baleen whales show a higher Sp-%FO (16.7%), all other species groups within the marine mammals remain well under 10%. These low numbers, however, are not irrelevant and do not provide evidence for a lack of harm for the individual or for populations and species. Some species exhibit an ongoing high intake of plastics throughout their distribution range, exceeding the Sp-%FO of 80%, such as Laysan albatrosses (sample size $n = 962$), Tristram's storm petrels ($n = 150$), northern fulmars ($n = 3095$) and parakeet auklets (*Aethia psittacula*; $n = 325$). This constant uptake should be of concern as reduced fitness and plastic-associated chemicals may negatively influence the health of the population when most individuals within a population are affected. On individual level, even small amounts of plastics can be fatal (Bjørndal et al., 1994; Domènech et al., 2019; Mate, 1985; Bogomolni et al., 2010; Brandão et al., 2011). Roman et al. (2019) and Wilcox et al. (2018) predict a strongly increased chance of mortality for tubenosed birds in the southern hemisphere and turtles when ingesting plastics.

An ongoing discussion is, how to deal with fibre contamination in samples. Fibres originate from e.g. clothing and due to their small weight easily become airborne. They are omnipresent in the environment (e.g. Dris et al., 2016; Bergmann et al., 2019) and available for marine organisms. Unfortunately, it is impossible to distinguish

between fibres ingested by organisms and fibres as secondary contamination. Exposure time to air plays an important role (Kühn et al., 2018; Kühn et al., 2020) and should therefore be avoided, e.g. by the use of laminar flow cabinets (Hermesen et al., 2017; Wesch et al., 2017). In recent literature it is mainly fish where fibres are presented in high numbers, often strongly dominating the plastic particle abundance in samples (Mizraji et al., 2017; Nadal et al., 2016; McGoran et al., 2017), and often without a clear description of mitigation measures to prevent airborne fibre contamination. These numbers should therefore be treated with care, as overestimation is likely. Separate recording and reporting of fibres from other particles is recommended for any future publication.

Variation in plastic abundance in the environment is reflected by the amount of plastics found in marine organisms. These patterns are linked to input areas of plastic and currents distributing plastics (Jambeck et al., 2015; Van Sebille et al., 2012). The high concentration of plastics in Tristram's storm petrels and Laysan albatrosses are caused by high concentrations of plastics in the central north Pacific gyre (Moore et al., 2001; Eriksen et al., 2014). Linking the pollution in areas directly to plastic ingestion in species is complicated in most cases, as information is often scattered and incomplete for many regions. Species with a large distribution range are more likely investigated in several studies, as can be seen in e.g. turtles. For entanglement, Ryan (2018) calculated that most species records occurred in temperate regions and explained this by a lower number of seabird species towards the equatorial regions. Some regions appear underrepresented in plastic studies. Although plastic-accumulating gyres occur both in the North and South Pacific (van Sebille et al., 2015), 111 ingestion studies report data from the North Pacific and only 79 ingestion studies origin from the South Pacific (including unspecified Australian coasts). The same pattern occurs in the Atlantic Ocean, in the North Atlantic 193 studies report plastic ingestion and 89 ingestion studies are published from the South Atlantic (including unspecified South African coasts). Studies from the Arctic ($n = 17$) and Antarctic ($n = 7$) regions are scarce, most likely due to the inaccessibility of these regions. In temperate or tropic regions high temperatures could accelerate the decomposition process in beached animals, impeding collection efforts.

As long as data are scattered and not standardized, fine-scaling of regional differences remains futile. The only species with sufficient data allowing spatial comparisons of plastic uptake, is the northern fulmar. Fulmars are used as a monitoring species to assess plastic pollution in the North Sea (Van Franeker et al., 2011; OSPAR, 2017) and the same methods regarding sampling, analysis and data reporting have been applied elsewhere in the North Atlantic (Van Franeker, 1985; Van Franeker et al., 2011; Acampora et al., 2016; Kühn and Van Franeker, 2012), in the North Pacific (Avery-Gomm et al., 2012; Terepocki et al., 2017; Donnelly-Greenan et al., 2014) and in the Arctic Ocean (Trevail et al., 2015; Mallory, 2008; Provencher et al., 2009; Poon et al., 2016), allowing wide-scaled comparisons between regions. When studying fulmars throughout their distribution range, spatial patterns in the abundance of plastics appear, according to the grade of pollution in certain areas. Plastic in fulmars gradually decreases towards northern latitudes (Trevail et al., 2015). Long-term monitoring, as established in the North Sea, could be expanded to other regions where fulmars occur (Avery-Gomm et al., 2012; Avery-Gomm et al., 2018; Acampora et al., 2016). Based on the positive experience with northern fulmars, the European MSFD decided to also monitor plastic ingestion by loggerhead turtles in the Atlantic and the Mediterranean Sea (Darmon et al., 2017; Domènech et al., 2019; Matiddi et al., 2017). The results of this review may be helpful in identifying potential other species that are suitable as biological indicators for marine plastic pollution. To be assigned as suitable for monitoring, species should ingest plastics regularly, should be available in sufficient numbers (e.g. dead on beaches or fisheries bycatch) and should forage exclusively at sea (Van Franeker and Meijboom, 2002; Provencher et al., 2017; Matiddi et al., 2017; Claro et al., 2019; Bray et al., 2019).

6. Conclusion

Despite the fact that plastics are found in all regions of the ocean and are ingested by a great variety of marine organisms, the frequency and abundance of ingested plastic appears lower than sometimes suggested. Often the increasing proportion of seabird species that have at least one documented case of plastic ingestion (our Tax-%FO), is erroneously worded as the proportion of seabird individuals having plastic in the stomach (Sp-%FO). From historic data, Wilcox et al. (2015) modelled that by 2015, 90% of individuals of the worldwide seabird species would have plastic in the stomach. The model indicated that by 2050, records for ingestion would exist for 99% of seabird species. Like Wilcox et al. (2015), we do believe that with increased studies ultimately any species is likely to show individual examples of direct or indirect ingestion of plastic (see for example the increases in Tax-%FO in the few years between 2015 and 2019 in Online Supplement Table 3). But our data do not support the idea that already now nearly every individual seabird has plastics in the stomach. Many of the data considered in this review have a relatively recent origin, but nevertheless, overall, < 30% of individual seabirds, 4.4% of mammals and 32% of turtles have plastic in their stomachs. Some species, like several tubenoses, seem very prone to ingest plastic debris and a large proportion of their individuals may have a substantial amount of plastic in their stomach. Fortunately, these species do not represent the average current situation. This, however, gives no guarantee for the future, and should also not hide the fact, that already now some populations or species of marine wildlife may suffer from plastics in their stomachs or in their surroundings.

In this, it must be emphasized that the data on plastic ingestion discussed in this review refer to visibly detectable plastic particles in digestive tracks of marine wildlife. Although some of these plastics are certainly in the range of microplastics, this review cannot tell anything about the potential abundance of, and inflicted harm from the smallest types of plastics that may be present in the marine environment and its food chains. Large plastics, as discussed in this review, continuously degrade to smaller sized plastics and are the precursor of risks from smaller plastics. The smallest particles are potentially able to pass through tissue walls or cell membranes. Although experimental evidence indicates a serious risk of harm to organisms from such small particles, the actual impact on marine wildlife and food chains remains uncertain (e.g. GESAMP, 2016; SAPEA, 2019). If consistent robust methods are applied, studying patterns and trends in the frequency and abundance of visible plastic sizes ingested by marine wildlife is probably the best indicator for the risks taken with our marine environments.

Declaration of competing interest

The authors declare that they have no known competing financial interests or personal relationships that could have appeared to influence the work reported in this paper.

Acknowledgement

S. Kühn was funded by the Dutch Science Foundation (project ALW-NWO 856.15.001) under EU Joint Program Initiative (JPI) 'Oceans' within the PLASTOX project (Direct and indirect ecotoxicological impacts of microplastics on marine organisms). Marine litter monitoring by Wageningen Marine Research is supported by the Netherlands Ministry of Infrastructure and Waterways. We want to thank the anonymous reviewers for their comments and advise.

Appendix A. Supplementary data

Supplementary data to this article can be found online at <https://doi.org/10.1016/j.marpolbul.2019.110858>.

References

- Abreo, N.A.S., Blatchley, D., Superio, M.D., 2019. Stranded whale shark (*Rhincodon typus*) reveals vulnerability of filter-feeding elasmobranchs to marine litter in the Philippines. *Mar. Pollut. Bull.* 141, 79–83. <https://doi.org/10.1016/j.marpolbul.2019.02.030>.
- Acampano, H., Lyashevskaya, O., Van Franeker, J.A., O'Connor, I., 2016. The use of beached bird surveys for marine plastic litter monitoring in Ireland. *Mar. Environ. Res.* 120, 122–129. <https://doi.org/10.1016/j.marenvres.2016.08.002>.
- Ainley, D.G., Fraser, W.R., Spear, L.B., 1990a. The incidence of plastic in the diets of Antarctic seabirds. In: Shomura, R.S., Godfrey, M.L. (Eds.), *Proceedings of the Workshop on the Fate and Impact of Marine Debris, Honolulu, Hawaii*, pp. 682–691.
- Ainley, D.G., Spear, L.B., Ribic, C.A., 1990b. The incidence of plastic in the diets of pelagic seabirds in the eastern equatorial Pacific region. In: Shomura, R.S., Godfrey, M.L. (Eds.), *Proceedings of the Workshop on the Fate and Impact of Marine Debris, Honolulu, Hawaii*, pp. 653–665.
- Auman, H.J., Ludwig, J.P., Giesy, J.P., Colborn, T., 1997. Plastic ingestion by Laysan albatross chicks on Sand Island, midway atoll, in 1994 and 1995. In: Robinson, G., Gales, R. (Eds.), *Albatross Biology and Conservation*. Surrey Beatty and Sons, Chipping Norton.
- Avery-Gomm, S., O'Hara, P.D., Kleine, L., Bowes, V., Wilson, L.K., Barry, K.L., 2012. Northern fulmars as biological monitors of trends of plastic pollution in the eastern North Pacific. *Mar. Pollut. Bull.* 64, 1776–1781. <https://doi.org/10.1016/j.marpolbul.2012.04.017>.
- Avery-Gomm, S., Provencher, J.F., Liboiron, M., Poon, F.E., Smith, P.A., 2018. Plastic pollution in the Labrador Sea: an assessment using the seabird northern fulmar *Fulmarus glacialis* as a biological monitoring species. *Mar. Pollut. Bull.* 127, 817–822. <https://doi.org/10.1016/j.marpolbul.2017.10.001>.
- Azevedo-Santos, V.M., Gonçalves, G.R.L., Manoel, P.S., Andrade, M.C., Lima, F.P., Pelicice, F.M., 2019. Plastic ingestion by fish: a global assessment. *Environ. Pollut.* 112994. <https://doi.org/10.1016/j.envpol.2019.112994>.
- Barrett, R.T., Camphuysen, K., Anker-Nilssen, T., Chardine, J.W., Furness, R.W., Garthe, S., Hüppop, O., Leopold, M.F., Montevecchi, W.A., Veit, R.R., 2007. Diet studies of seabirds: a review and recommendations. *ICES J. Mar. Sci.* 64, 1675–1691. <https://doi.org/10.1093/icesjms/fsm152>.
- Battisti, C., Staffieri, E., Poeta, G., Sorace, A., Luiselli, L., Amori, G., 2019. Interactions between anthropogenic litter and birds: a global review with a 'black-list' of species. *Mar. Pollut. Bull.* 138, 93–114. <https://doi.org/10.1016/j.marpolbul.2018.11.017>.
- Baulch, S., Perry, C., 2014. Evaluating the impacts of marine debris on cetaceans. *Mar. Pollut. Bull.* 80, 210–221. <https://doi.org/10.1016/j.marpolbul.2013.12.050>.
- Baxter, A., 2009. Report on the Blue Whale Stranding Northwest Coast of the South Island, New Zealand, May 2009. Department of Conservation, Nelson, New Zealand, pp. 4.
- Bergmann, M., Tekman, M.B., Gutow, L., 2017. Marine litter: sea change for plastic pollution. *Nature* 544, 297. <https://doi.org/10.1038/544297a>.
- Bergmann, M., Mützel, S., Primpke, S., Tekman, M.B., Trachsel, J., Gerds, G., 2019. White and wonderful? Microplastics prevail in snow from the Alps to the Arctic. *Sci. Adv.* 5, eaax1157. <https://doi.org/10.1126/sciadv.aax1157>.
- Bjorndal, K.A., Bolten, A.B., Lagueux, C.J., 1994. Ingestion of marine debris by juvenile sea turtles in coastal Florida habitats. *Mar. Pollut. Bull.* 28, 154–158. [https://doi.org/10.1016/0025-326X\(94\)90391-3](https://doi.org/10.1016/0025-326X(94)90391-3).
- Bogomolni, A.L., Pugliarès, K.R., Sharp, S.M., Patchett, K., Harry, C.T., LaRocque, J.M., Touhey, K.M., Moore, M.J., 2010. Mortality trends of stranded marine mammals on Cape Cod and southeastern Massachusetts, USA, 2000 to 2006. *Dis. Aquat. Org.* 88, 143–155. <https://doi.org/10.3354/dao02146>.
- Bond, A.L., Jones, L.L., Williams, J.C., Byrd, G.V., 2010. Auklet (*Charadriiformes: Alcidae, Aethia spp.*) chick meals from the Aleutian Islands, Alaska, have a very low incidence of plastic marine debris. *Mar. Pollut. Bull.* 60, 1346–1349. <https://doi.org/10.1016/j.marpolbul.2010.05.001>.
- Botterell, Z.L.R., Beaumont, N., Dorrington, T., Steinke, M., Thompson, R.C., Lindeque, P.K., 2019. Bioavailability and effects of microplastics on marine zooplankton: a review. *Environ. Pollut.* 245, 98–110. <https://doi.org/10.1016/j.envpol.2018.10.065>.
- Brandão, M.L., Braga, K.M., Luque, J.L., 2011. Marine debris ingestion by Magellanic penguins, *Spheniscus magellanicus* (Aves: Sphenisciformes), from the Brazilian coastal zone. *Mar. Pollut. Bull.* 62, 2246–2249. <https://doi.org/10.1016/j.marpolbul.2011.07.016>.
- Bray, L., Digka, N., Tsangaris, C., Camedda, A., Gambaiani, D., de Lucia, G.A., Matiddi, M., Miaud, C., Palazzo, L., Pérez-del-Olmo, A., Raga, J.A., Silvestri, C., Kaberi, H., 2019. Determining suitable fish to monitor plastic ingestion trends in the Mediterranean Sea. *Environ. Pollut.* 247, 1071–1077. <https://doi.org/10.1016/j.envpol.2019.01.100>.
- Camedda, A., Marra, S., Matiddi, M., Massaro, G., Coppa, S., Perilli, A., Ruiu, A., Briguglio, P., de Lucia, G.A., 2014. Interaction between loggerhead sea turtles (*Caretta caretta*) and marine litter in Sardinia (Western Mediterranean Sea). *Mar. Environ. Res.* 100, 25–32. <https://doi.org/10.1016/j.marenvres.2013.12.004>.
- Carreras-Colom, E., Constenla, M., Soler-Membrives, A., Cartes, J.E., Baeza, M., Padrós, F., Carrassón, M., 2018. Spatial occurrence and effects of microplastic ingestion on the deep-water shrimp *Aristeus antennatus*. *Mar. Pollut. Bull.* 133, 44–52. <https://doi.org/10.1016/j.marpolbul.2018.05.012>.
- Claro, F., Fossi, M.C., Ioakeimidis, C., Bains, M., Lusher, A.L., Mc Fee, W., McIntosh, R.R., Pelamatti, T., Sorce, M., Galgani, F., Hardesty, B.D., 2019. Tools and constraints in monitoring interactions between marine litter and megafauna: insights from case studies around the world. *Mar. Pollut. Bull.* 141, 147–160. <https://doi.org/10.1016/j.marpolbul.2019.01.018>.
- Clukey, K.E., Lepczyk, C.A., Balazs, G.H., Work, T.M., Lynch, J.M., 2017. Investigation of plastic debris ingestion by four species of sea turtles collected as bycatch in pelagic Pacific longline fisheries. *Mar. Pollut. Bull.* 120, 117–125. <https://doi.org/10.1016/j.marpolbul.2017.04.064>.
- Collard, F., Gilbert, B., Epe, G., Roos, L., Compère, P., Das, K., Parmentier, E., 2017. Morphology of the filtration apparatus of three planktivorous fishes and relation with ingested anthropogenic particles. *Mar. Pollut. Bull.* 116, 182–191. <https://doi.org/10.1016/j.marpolbul.2016.12.067>.
- Courtene-Jones, W., Quinn, B., Gary, S.F., Mogg, A.O., Narayanaswamy, B.E., 2017. Microplastic pollution identified in deep-sea water and ingested by benthic invertebrates in the Rockall trough, North Atlantic Ocean. *Environ. Pollut.* 231, 271–280. <https://doi.org/10.1016/j.envpol.2017.08.026>.
- Courtene-Jones, W., Quinn, B., Ewins, C., Gary, S.F., Narayanaswamy, B.E., 2019. Consistent microplastic ingestion by deep-sea invertebrates over the last four decades (1976–2015), a study from the north east Atlantic. *Environ. Pollut.* 244, 503–512. <https://doi.org/10.1016/j.envpol.2018.10.090>.
- Darmon, G., Miaud, C., Claro, F., Doremus, G., Galgani, F., 2017. Risk assessment reveals high exposure of sea turtles to marine debris in French Mediterranean and metropolitan Atlantic waters. *Deep-Sea Res. II Top. Stud. Oceanogr.* 141, 319–328. <https://doi.org/10.1016/j.dsr2.2016.07.005>.
- de Carvalho-Souza, G.F., Llope, M., Tinóco, M.S., Medeiros, D.V., Maia-Nogueira, R., Sampaio, C.L.S., 2018. Marine litter disrupts ecological processes in reef systems. *Mar. Pollut. Bull.* 133, 464–471. <https://doi.org/10.1016/j.marpolbul.2018.05.049>.
- De Stephanis, R., Gimenez, J., Carpinelli, E., Gutierrez-Exposito, C., Canadas, A., 2013. As main meal for sperm whales: plastics debris. *Mar. Pollut. Bull.* 69, 206–214. <https://doi.org/10.1016/j.marpolbul.2013.01.033>.
- Domènech, F., Aznar, F., Raga, J., Tomás, J., 2019. Two decades of monitoring in marine debris ingestion in loggerhead sea turtle, *Caretta caretta*, from the western Mediterranean. *Environ. Pollut.* 244, 367–378. <https://doi.org/10.1016/j.envpol.2018.10.047>.
- Donnelly-Greenan, E., Hyrenbach, D., Beck, J., Fitzgerald, S., Nevins, H., Hester, M., 2018. First quantification of plastic ingestion by short-tailed albatross *Phoebastria albatrus*. *Mar. Ornithol.* 46, 79–84.
- Donnelly-Greenan, E.L., Harvey, J.T., Nevins, H.M., Hester, M.M., Walker, W.A., 2014. Prey and plastic ingestion of Pacific northern fulmars (*Fulmarus glacialis rogersii*) from Monterey Bay, California. *Mar. Pollut. Bull.* 85, 214–224. <https://doi.org/10.1016/j.marpolbul.2014.05.046>.
- Dris, R., Gasperi, J., Saad, M., Mirande, C., Tassin, B., 2016. Synthetic fibers in atmospheric fallout: a source of microplastics in the environment? *Mar. Pollut. Bull.* 104, 290–293. <https://doi.org/10.1016/j.marpolbul.2016.01.006>.
- Duncan, E.M., Botterell, Z.L., Broderick, A.C., Galloway, T.S., Lindeque, P.K., Nuno, A., Godley, B.J., 2017. A global review of marine turtle entanglement in anthropogenic debris: a baseline for further action. *Endanger. Species Res.* 34, 431–448. <https://doi.org/10.3354/esr00865>.
- Eriksen, M., Lebreton, L.C.M., Carson, H.S., Thiel, M., Moore, C.J., Borror, J.C., Galgani, F., Ryan, P.G., Reisser, J., 2014. Plastic pollution in the world's oceans: more than 5 trillion plastic pieces weighing over 250,000 tons afloat at sea. *PLoS One* 9, e111913. <https://doi.org/10.1371/journal.pone.0111913>.
- Floren, H.P., Shugart, G.W., 2017. Plastic in Cassin's auklets (*Ptychoramphus aleuticus*) from the 2014 stranding on the Northeast Pacific coast. *Mar. Pollut. Bull.* 117, 496–498. <https://doi.org/10.1016/j.marpolbul.2017.01.076>.
- Fossi, M.C., Bains, M., Panti, C., Baulch, S., Fossi, M.C., Panti, C., 2018. Impacts of marine litter on cetaceans: a focus on plastic pollution. In: *Marine Mammal Ecotoxicology*. Academic Press, pp. 147–184. <https://doi.org/10.1016/B978-0-12-812144-3.00006-1>.
- Gall, S.C., Thompson, R.C., 2015. The impact of debris on marine life. *Mar. Pollut. Bull.* 92, 170–179. <https://doi.org/10.1016/j.marpolbul.2014.12.041>.
- GESAMP, 2016. Sources, fate and effects of microplastics in the marine environment: part two of a global assessment. In: Kershaw, P.J., Rochman, C.M. (Eds.), *GESAMP Reports and Studies*, pp. 220. http://www.gesamp.org/data/gesamp/files/file_element/220c250c023936f023937ffd016506be023330b023943c023956/rs023993e.pdf.
- GESAMP, 2019. Guidelines for the monitoring and assessment of plastic litter and microplastics in the ocean. In: Kershaw, P., Turra, A., Galgani, F. (Eds.), *IMO/FAO/UNESCO-IOC/UNIDO/WMO/IAEA/UN/UNEP/UNDP/ISA Joint Group of Experts on the Scientific Aspects of Marine Environmental Protection*. vols. 1020-4873. pp. 130.
- Goldstein, M.C., Goodwin, D.S., 2013. Gooseneck barnacles (*Lepas* spp.) ingest microplastic debris in the North Pacific subtropical gyre. *Peer J* 1, e184. <https://doi.org/10.7717/peerj.184>.
- González Carman, V., Acha, E.M., Maxwell, S.M., Albareda, D., Campagna, C., Mianzan, H., 2014. Young green turtles, *Chelonia mydas*, exposed to plastic in a frontal area of the SW Atlantic. *Mar. Pollut. Bull.* 78, 56–62. <https://doi.org/10.1016/j.marpolbul.2013.11.012>.
- Gould, P., Ostrom, P., Walker, W., 1997. Trophic relationships of albatrosses associated with squid and large-mesh drift-net fisheries in the North Pacific Ocean. *Can. J. Zool.* 75, 549–562. <https://doi.org/10.1139/z97-068>.
- Gray, H., Lattin, G.L., Moore, C.J., 2012. Incidence, mass and variety of plastics ingested by Laysan (*Phoebastria immutabilis*) and black-footed albatrosses (*P. nigripes*) recovered as by-catch in the North Pacific Ocean. *Mar. Pollut. Bull.* 64, 2190–2192. <https://doi.org/10.1016/j.marpolbul.2012.07.053>.
- Gudger, E.W., 1938. The fish in the iron mask. *Sci. Mon.* 46, 281–285. www.jstor.org/stable/16337.
- Gudger, E.W., 1949. Natural history notes on tiger sharks, *Galeocerdo tigrinus*, caught at Key West, Florida, with emphasis on food and feeding habits. *Copeia* 1949, 39–47. <http://www.jstor.org/stable/1437661>.
- Gudger, E.W., Hoffman, W.H., 1931. A shark encircled with a rubber automobile tire. *Sci. Mon.* 33, 275–277. <http://sharkman-world.eu/research/Tyre%20Shark.pdf>.

- HBW and Bird Life International, 2018. Handbook of the birds of the world and bird life international digital checklist of the birds of the world. Version 3. Available at: http://datazone.birdlife.org/userfiles/file/Species/Taxonomy/HBW-BirdLife_Checklist_v3_Nov18.zip.
- Hermesen, E., Pompe, R., Besseling, E., Koelmans, A.A., 2017. Detection of low numbers of microplastics in North Sea fish using strict quality assurance criteria. *Mar. Pollut. Bull.* 122, 253–258. <https://doi.org/10.1016/j.marpolbul.2017.06.051>.
- Jacobsen, J.K., Massey, L., Gulland, F., 2010. Fatal ingestion of floating net debris by two sperm whales (*Physeter macrocephalus*). *Mar. Pollut. Bull.* 60, 765–767. <https://doi.org/10.1016/j.marpolbul.2010.03.008>.
- Jagiello, Z., Dylewski, Ł., Tobolka, M., Aguirre, J.I., 2019. Life in a polluted world: a global review of anthropogenic materials in bird nests. *Environ. Pollut.* 251, 717–722. <https://doi.org/10.1016/j.envpol.2019.05.028>.
- Jambeck, J.R., Geyer, R., Wilcox, C., Siegler, T.R., Perryman, M., Andrady, A., Narayan, R., Law, K.L., 2015. Plastic waste inputs from land into the ocean. *Science* 347, 768–771. <https://doi.org/10.1126/science.1260352>.
- Kühn, S., Van Franeker, J.A., 2012. Plastic ingestion by the northern fulmar (*Fulmarus glacialis*) in Iceland. *Mar. Pollut. Bull.* 64, 1252–1254. <https://doi.org/10.1016/j.marpolbul.2012.02.027>.
- Kühn, S., Bravo Rebolledo, E.L., van Franeker, J.A., 2015. Deleterious effects of litter on marine life. In: Bergmann, M., Gutow, L., Klages, M. (Eds.), *Marine Anthropogenic Litter*. Springer, pp. 75–116 (<http://edeot.wur.nl/344861>).
- Kühn, S., Schaafsma, F.L., van Werven, B., Flores, H., Bergmann, M., Egelkraut-Holtus, M., Tekman, M.B., van Franeker, J.A., 2018. Plastic ingestion by juvenile polar cod (*Boreogadus saida*) in the Arctic Ocean. *Polar Biol.* 41, 1269–1278. <https://doi.org/10.1007/s00300-018-2283-8>.
- Kühn, S., van Franeker, J.A., O'Donoghue, A.M., Swiers, A., Starkenburg, M., van Werven, B., Foekema, E., Hermesen, E., Egelkraut-Holtus, M., Lindeboom, H., 2020. Details of plastic ingestion and fibre contamination in North Sea fishes. *Environ. Pollut.* 113569. <https://doi.org/10.1016/j.envpol.2019.113569>.
- Laist, D.W., 1997. Impacts of marine debris: entanglement of marine life in marine debris including a comprehensive list of species with entanglement and ingestion records. In: Coe, J.M., Rogers, D.B. (Eds.), *Marine Debris Sources, Impacts and Solutions*. Springer Series on Environmental Management, New York, pp. 99–132.
- Lavers, J.L., Bond, A.L., 2016. Ingested plastic as a route for trace metals in Laysan albatross (*Phoebastria immutabilis*) and Bonin petrel (*Pterodroma hypoleuca*) from midway atoll. *Mar. Pollut. Bull.* 110, 493–500. <https://doi.org/10.1016/j.marpolbul.2016.06.001>.
- Lenzi, J., Burgues, M.F., Carrizo, D., Machin, E., Teixeira-de Mello, F., 2016. Plastic ingestion by a generalist seabird on the coast of Uruguay. *Mar. Pollut. Bull.* 107, 71–76. <https://doi.org/10.1016/j.marpolbul.2016.04.016>.
- Mallory, M.L., 2008. Marine plastic debris in northern fulmars from the Canadian high Arctic. *Mar. Pollut. Bull.* 56, 1501–1504. <https://doi.org/10.1016/j.marpolbul.2008.04.017>.
- Mallory, M.L., Roberston, G.J., Moenting, A., 2006. Marine plastic debris in northern fulmars from Davis Strait, Nunavut, Canada. *Mar. Pollut. Bull.* 52, 813–815. <https://doi.org/10.1016/j.marpolbul.2006.04.005>.
- Markic, A., Gaertner, J.-C., Gaertner-Mazouni, N., Koelmans, A.A., 2019. Plastic ingestion by marine fish in the wild. *Crit. Rev. Environ. Sci. Technol.* 1–41. <https://doi.org/10.1080/10643389.2019.1631990>.
- Mate, B.R., 1985. Incidents of marine mammal encounters with debris in active fishing gear. In: Shomura, R.S., Yoshida, H.O. (Eds.), *Proceedings of the Workshop on the Fate and Impact of Marine Debris*, Honolulu, Hawaii, pp. 453–457.
- Matiddi, M., Hochscheid, S., Camedda, A., Baini, M., Cocumelli, C., Serena, F., Tomassetti, P., Travaglini, A., Marra, S., Campani, T., Scholl, F., Mancusi, C., Amato, E., Priguglio, P., Maffucci, F., Fossi, M.C., Bentivegna, F., de Lucia, G.A., 2017. Loggerhead Sea turtles (*Caretta caretta*): a target species for monitoring litter ingested by marine organisms in the Mediterranean Sea. *Environ. Pollut.* 230, 199–209. <https://doi.org/10.1016/j.envpol.2017.06.054>.
- McGoran, A., Clark, P., Morrill, D., 2017. Presence of microplastic in the digestive tracts of European flounder, *Platichthys flesus*, and European smelt, *Osmerus eperlanus*, from the river Thames. *Environ. Pollut.* 220, 744–751. <https://doi.org/10.1016/j.envpol.2016.09.078>.
- McIntosh, R.R., Kirkwood, R., Sutherland, D.R., Dann, P., 2015. Drivers and annual estimates of marine wildlife entanglement rates: a long-term case study with Australian fur seals. *Mar. Pollut. Bull.* 101, 716–725. <https://doi.org/10.1016/j.marpolbul.2015.10.007>.
- Mizraji, R., Ahrendt, C., Perez-Venegas, D., Vargas, J., Pulgar, J., Aldana, M., Ojeda, F.P., Duarte, C., Galbán-Malagón, C., 2017. Is the feeding type related with the content of microplastics in intertidal fish gut? *Mar. Pollut. Bull.* 116, 498–500. <https://doi.org/10.1016/j.marpolbul.2017.01.008>.
- Moore, C.J., Moore, S.L., Leecaster, M.K., Weisberg, S.B., 2001. A comparison of plastic and plankton in the North Pacific central gyre. *Mar. Pollut. Bull.* 42, 1297–1300. [https://doi.org/10.1016/S0025-326X\(01\)00114-X](https://doi.org/10.1016/S0025-326X(01)00114-X).
- Mouat, J., Lozano, R.L., Bateson, H., 2010. Economic Impacts of Marine Litter. *KIMO International*, pp. 105.
- Nadal, M., Alomar, C., Deudero, S., 2016. High levels of microplastic ingestion by the semipelagic fish bogues *Boops boops* (L.) around the Balearic Islands. *Environ. Pollut.* 214, 517–523. <https://doi.org/10.1016/j.envpol.2016.04.054>.
- Newman S, Watkins E, Farmer A, ten Brink P, Schweitzer J-P (2015) The economics of marine litter. In: Bergmann M, Gutow L, Klages M (eds) *Marine Anthropogenic Litter*. Springer, pp 367–394.
- Nielsen, J., Hedeholm, R.B., Simon, M., Steffensen, J.F., 2013. Distribution and feeding ecology of the Greenland shark (*Somniosus microcephalus*) in Greenland waters. *Polar Biol.* 37, 37–46. <https://doi.org/10.1007/s00300-013-1408-3>.
- OSPAR, 2017. OSPAR intermediate assessment 2017. Plastic particles in fulmar stomachs in the North Sea, OSPAR assessment portal OAP online document. <https://oap.ospar.org/en/ospar-assessments/intermediate-assessment-2017/pressures-human-activities/marine-litter/plastic-particles-fulmar-stomachs-north-sea/>.
- Parton, K.J., Galloway, T.S., Godley, B.J., 2019. Global review of shark and ray entanglement in anthropogenic marine debris. *Endanger. Species Res.* 39, 173–190. <https://doi.org/10.3354/esr00964>.
- Pettit, T.N., Grant, G.S., Whittow, G.C., 1981. Ingestion of plastics by Laysan albatross. *Auk* 98, 839–841. <https://www.jstor.org/stable/4085908>.
- Poon, F.E., Provencher, J.F., Mallory, M.L., Braune, B.M., Smith, P.A., 2016. Levels of ingested debris vary across species in Canadian Arctic seabirds. *Mar. Pollut. Bull.* 116, 517–520. <https://doi.org/10.1016/j.marpolbul.2016.11.051>.
- Provencher, J.F., Gaston, A.J., Mallory, M., 2009. Evidence for increased ingestion of plastics by northern fulmars (*Fulmarus glacialis*) in the Canadian Arctic. *Mar. Pollut. Bull.* 58, 1078–1096. <https://doi.org/10.1016/j.marpolbul.2009.04.002>.
- Provencher, J.F., Bond, A.L., Avery-Gomm, S., Borrelle, S.B., Bravo Rebolledo, E.L., Hammer, S., Kühn, S., Lavers, J.L., Mallory, M.L., Trevaill, A., van Franeker, J.A., 2017. Quantifying ingested debris in marine megafauna: a review and recommendations for standardization. *Anal. Methods* 9, 1454–1469. <https://doi.org/10.1039/c6ay02419j>.
- Provencher, J.F., Borrelle, S.B., Bond, A.L., Lavers, J.L., Van Franeker, J.A., Kühn, S., Hammer, S., Avery-Gomm, S., Mallory, M.L., 2019. Recommended best practices for plastic and litter ingestion studies in marine birds: collection, processing, and reporting. *Facets* 4, 111–130. <https://doi.org/10.1139/facets-2018-0043>.
- Rapp, D.C., Youngren, S.M., Hartzell, P., Hyrenbach, K.D., 2017. Community-wide patterns of plastic ingestion in seabirds breeding at French frigate shoals, northwestern Hawaiian islands. *Mar. Pollut. Bull.* <https://doi.org/10.1016/j.marpolbul.2017.08.047>.
- Rodriguez, A., Rodríguez, B., Nazaret Carrasco, M., 2012. High prevalence of parental delivery of plastic debris in Cory's shearwaters (*Calonectris diomedea*). *Mar. Pollut. Bull.* 64, 2219–2223. <https://doi.org/10.1016/j.marpolbul.2012.06.011>.
- Roman, L., Hardesty, B.D., Hindell, M.A., Wilcox, C., 2019. A quantitative analysis linking seabird mortality and marine debris ingestion. *Sci. Rep.* 9, 3202. <https://doi.org/10.1038/s41598-018-36585-9>.
- Rothstein, S.I., 1973. Plastic particle pollution of the surface of the Atlantic Ocean: evidence from a seabird. *Condor* 75, 344–345. <https://doi.org/10.2307/1366176>.
- Ryan, P.G., 2018. Entanglement of birds in plastics and other synthetic materials. *Mar. Pollut. Bull.* 135, 159–164. <https://doi.org/10.1016/j.marpolbul.2018.06.057>.
- SAPEA, 2019. A Scientific Perspective on Microplastics in Nature and Society. Academies SAPBE, Berlin, Germany, pp. 176. <https://doi.org/10.26356/microplastics>.
- Sileo, L., Sievert, P.R., Samuel, M.D., Fefer, S.I., 1990. Prevalence and characteristics of plastic ingested by Hawaiian seabirds. In: Shomura, R.S., Godfrey, M.L. (Eds.), *Proceedings of the Second International Conference on Marine Debris*, 2–7 April 1989, Honolulu, Hawaii, pp. 665–681.
- Society for Marine Mammalogy, 2018. List of Marine Mammal Species and Subspecies Committee on Taxonomy. www.marinemammalscience.org.
- Spear, L.B., Ainley, D.G., Ribic, C.A., 1995. Incidence of plastic in seabirds from the tropical pacific 1984–91: relation with distribution of species, sex, age, season, year and body weight. *Mar. Environ. Res.* 40, 123–146. [https://doi.org/10.1016/0141-1136\(94\)00140-K](https://doi.org/10.1016/0141-1136(94)00140-K).
- Staffieri, E., de Lucia, G.A., Camedda, A., Poeta, G., Battisti, C., 2019. Pressure and impact of anthropogenic litter on marine and estuarine reptiles: an updated “blacklist” highlighting gaps of evidence. *Environ. Sci. Pollut. Res.* 26, 1238–1249. <https://doi.org/10.1007/s11356-018-3616-4>.
- Stelfox, M., Hudgins, J., 2015. A two year summary of turtle entanglements in ghost gear in the Maldives. *Indian Ocean Turt News (IOTN)* 22, 1–7.
- Tanaka, K., Takada, H., 2016. Microplastic fragments and microbeads in digestive tracts of planktivorous fish from urban coastal waters. *Sci. Rep.* 6, 34351. <https://doi.org/10.1038/srep34351>.
- Terepocki, A.K., Brush, A.T., Kleine, L.U., Shugart, G.W., Hodum, P., 2017. Size and dynamics of microplastic in gastrointestinal tracts of northern fulmars (*Fulmarus glacialis*) and sooty shearwaters (*Ardenna grisea*). *Mar. Pollut. Bull.* 116, 143–150. <https://doi.org/10.1016/j.marpolbul.2016.12.064>.
- Tourinho, P.S., Ivar do Sul, J.A., Fillmann, G., 2010. Is marine debris ingestion still a problem for the coastal marine biota of southern Brazil? *Mar. Pollut. Bull.* 60, 396–401. <https://doi.org/10.1016/j.marpolbul.2009.10.013>.
- Trevaill, A.M., Gabrielsen, G.W., Kühn, S., Van Franeker, J.A., 2015. Elevated levels of ingested plastic in a high Arctic seabird, the northern fulmar (*Fulmarus glacialis*). *Polar Biol.* 38, 975–981. <https://doi.org/10.1007/s00300-015-1657-4>.
- UNEP, 2011. *UNEP Year Book, 2011: Emerging Issues in our Global Environment*. United Nations Environmental Programme, Nairobi (79pp).
- Unger, B., Bravo Rebolledo, E.L., Deaville, R., Gröne, A., IJsseldijk, L.L., Leopold, M.F., Siebert, U., Spitz, J., Wohlsein, P., Herr, H., 2016. Large amounts of marine debris found in sperm whales stranded along the North Sea coast in early 2016. *Mar. Pollut. Bull.* 112, 134–141. <https://doi.org/10.1016/j.marpolbul.2016.08.027>.
- Van Franeker, J.A., 1985. Plastic ingestion in the North Atlantic fulmar. *Mar. Pollut. Bull.* 16, 367–369. [https://doi.org/10.1016/0025-326X\(85\)90090-6](https://doi.org/10.1016/0025-326X(85)90090-6).
- Van Franeker, J.A., Bell, P.J., 1988. Plastic ingestion by petrels breeding in Antarctica. *Mar. Pollut. Bull.* 19, 672–674. [https://doi.org/10.1016/0025-326X\(88\)90388-8](https://doi.org/10.1016/0025-326X(88)90388-8).
- Van Franeker, J.A., Law, K.L., 2015. Seabirds, gyres and global trends in plastic pollution. *Environ. Pollut.* 203, 89–96. <https://doi.org/10.1016/j.envpol.2015.02.034>.
- Van Franeker, J.A., Meijboom, A., 2002. *Litter NSV-Marine Litter Monitoring by Northern Fulmars: A Pilot Study*. Alterra, Alterra-Rapport 401, Wageningen. pp. 72.
- Van Franeker, J.A., Blaize, C., Danielsen, J., Fairclough, K., Gollan, J., Guse, N., Hansen, P.L., Heubeck, M., Jensen, J.K., Le Guillou, G., Olsen, B., Olsen, K.O., Pedersen, J., Stienen, E.W., Turner, D.M., 2011. Monitoring plastic ingestion by the northern fulmar *Fulmarus glacialis* in the North Sea. *Environ. Pollut.* 159, 2609–2615. <https://doi.org/10.1016/j.marpolbul.2011.08.047>.

- doi.org/10.1016/j.envpol.2011.06.008.
- Van Franeker, J.A., Bravo Rebolledo, E.L., Hesse, E., IJsseldijk, L.L., Kühn, S., Leopold, M., Mielke, L., 2018. Plastic ingestion by harbour porpoises *Phocoena phocoena* in the Netherlands: establishing a standardised method. *AMBIO J. Hum. Environ.* 1–11. <https://doi.org/10.1007/s13280-017-1002-y>.
- Van Sebille, E., England, M.H., Froyland, G., 2012. Origin, dynamics and evolution of ocean garbage patches from observed surface drifters. *Environ. Res. Lett.* 7, 044040. <https://doi.org/10.1088/1748-9326/7/4/044040>.
- van Sebille, E., Wilcox, C., Lebreton, L.C.M., Maximenko, N., Hardesty, B.D., van Franeker, J.A., Eriksen, M., Siegel, D., Galgani, F., Law, K.L., 2015. A global inventory of small floating plastic debris. *Environ. Res. Lett.* 10, 124006. <https://doi.org/10.1088/1748-9326/10/12/124006>.
- Verlis, K.M., Campbell, M.L., Wilson, S.P., 2013. Ingestion of marine debris plastic by the wedge-tailed shearwater *Ardenna pacifica* in the Great Barrier Reef, Australia. *Mar. Pollut. Bull.* 72, 244–249. <https://doi.org/10.1016/j.marpolbul.2013.03.017>.
- Völker, C., Kramm, J., Wagner, M., 2019. On the creation of risk: framing of microplastics risks in science and media. *Global Chall.* 1900010. <https://doi.org/10.1002/gch2.201900010>.
- Welden, N.A., Abylkhani, B., Howarth, L.M., 2018. The effects of trophic transfer and environmental factors on microplastic uptake by plaice, *Pleuronectes platessa*, and spider crab, *Maja squinado*. *Environ. Pollut.* 239, 351–358. <https://doi.org/10.1016/j.envpol.2018.03.110>.
- Werner, S., Budziak, A., van Franeker, J.A., Galgani, F., Hanke, G., Maes, T., Matiddi, M., Nilsson, P., Oosterbaan, L., Priestland, E., Thompson, R., Veiga, J., Vlachogianni, T., 2016. Harm Caused by Marine Litter. JRC Technical Report EUR 28317 EN. MSFDGES TG Marine Litter-Thematic Reportpp. 91. <https://doi.org/10.2788/690366>.
- Wesch, C., Elert, A.M., Wörner, M., Braun, U., Klein, R., Paulus, M., 2017. Assuring quality in microplastic monitoring: about the value of clean-air devices as essentials for verified data. *Sci. Rep.* 7, 5424 doi. <https://doi.org/10.1038/s41598-017-05838-4>.
- Wilcox, C., Van Sebille, E., Hardesty, B.D., 2015. Threat of plastic pollution to seabirds is global, pervasive, and increasing. *Proc. Natl. Acad. Sci.* 112, 11899–11904. <https://doi.org/10.1073/pnas.1502108112>.
- Wilcox, C., Puckridge, M., Schuyler, Q.A., Townsend, K., Hardesty, B.D., 2018. A quantitative analysis linking sea turtle mortality and plastic debris ingestion. *Sci. Rep.* 8, 12536. <https://doi.org/10.1038/s41598-018-30038-z>.
- WoRMS, 2019. World register of marine species. Available from. <http://www.marinespecies.org>, Accessed date: 30 June 2019.
- Youngren, S.M., Rapp, D.C., Hyrenbach, K.D., 2018. Plastic ingestion by Tristram's storm-petrel (*Oceanodroma tristrami*) chicks from French frigate shoals, northwestern Hawaiian islands. *Mar. Pollut. Bull.* 128, 369–378. <https://doi.org/10.1016/j.marpolbul.2018.01.053>.

Online Supplement to:

Quantitative overview of marine debris ingested by marine megafauna

Susanne Kühn & Jan Andries van Franeker

Wageningen Marine Research, Ankerpark 27, 1781 AG Den Helder, The Netherlands

Contents

Online Supplement Table 1. All known records of marine species reported as entangled or found with ingested marine litter with according references.....	2
Online Supplement Table 2. Frequency of Occurrence per Species (Sp-%FO) in marine birds, mammals and turtles.....	42
Online Supplement Table 3. Comparison of data on ingestion and entanglement from Kühn et al. (2015) and the current data.....	50
References to Online Supplement Table 1	51

Online Supplement Table 1. All known records of marine species reported as entangled or found with ingested marine litter with according references.

In parenthesis annotation whether reference concerns entanglement (E), ingestion (I) or zero accounts for ingestion (0). No zero accounts of entanglement have been noted. For species coloured in grey, no references were found. These species are added in marine birds and mammals only to show current research gaps and to give a full list of species searched for.

Entanglement Scores

As the distinction of entanglement in active fishing gear or in ghost gear/other marine litter is difficult, a code has been added to all entanglement references:

- Code 1: clearly active gear, these studies have not been included in this review.
- Code 2: unclear gear, e.g. lose parts of netting on seals or whales, where both options could be realistic.
- Code 3: more likely ghost gear, when authors convincingly report ghost gear to be the reason of entanglement. This code has also been used for e.g. marine birds, that might not be strong enough to break active fishing gear
- Code 4: clear signs of entanglement by marine litter, e.g. packing straps, six-pack-rings, rubber bands, balloon lines etc. It also includes accounts of floating ghost gear or lost crab pods with entangled marine organisms
- Code 5, occasionally used when both, likely active gear and real marine litter are found to entangle marine organisms, e.g. at haul-out sites of seals, where different types of entanglement occur simultaneously.

The decision to put each species account in one of these categories was based on the information given in the respective reports and may sometimes be wrong or subjective, however it is meant to help scientists to get an overview of the extent of the problem that occurs when reporting entanglement in marine wildlife.

English name	Scientific name	Ent	Ing	0	References
Anseriformes					
Long-tailed duck	<i>Clangula hyemalis</i>	0	0	1	Day et al. 1985 (0); Holland et al. 2016 (0)
Spectacled eider	<i>Somateria fischeri</i>				
King eider	<i>Somateria spectabilis</i>	0	0	1	Provencher et al. 2014 (0)
Common eider	<i>Somateria mollissima</i>	1	1	1	Camphuysen 2008 (E2); English et al. 2015 (I); Federal Republic of Germany 1985 (E2); Harris et al. 2006 (E2); Holland et al. 2016 (I); Provencher et al. 2014 (0)
Steller's eider	<i>Polysticta stelleri</i>	1	0		Ryan 2018 (E2)
Surf scoter	<i>Melanitta perspicillata</i>	1	0	1	Avery-Gomm et al. 2013 (0); Day et al. 1985 (0); Good et al. 2010 (E); Moore et al. 2009 (E); Provencher et al. 2014 (0)
Velvet Scoter	<i>Melanitta fusca</i>				
White-winged scoter	<i>Melanitta deglandi</i>	1	1	1	Day et al. 1985 (0); Good et al. 2010 (E); Harris et al. 2006 (E); Holland et al. 2016 (I)
Common scoter	<i>Melanitta nigra</i>	0	0	1	Basto et al. 2019 (0)
Black Scoter	<i>Melanitta americana</i>				
Harlequin duck	<i>Histrionicus histrionicus</i>	0	0	1	Avery-Gomm et al. 2013 (0); Day et al. 1985 (0)
Greater scaup	<i>Aythya marila</i>	1	0	1	Avery-Gomm et al. 2013 (0); Day et al. 1985 (0); Good et al. 2010 (E4)
Lesser scaup	<i>Aythya affinis</i>	1	0	1	Holland et al. 2016 (0); Moore et al. 2009 (E2)
Flying Steamerduck	<i>Tachyeres patachonicus</i>				
White-headed Steamerduck	<i>Tachyeres leucocephalus</i>				

Kühn & van Franeker - Online Supplement to 'Quantitative overview of marine debris ingested by marine megafauna'

English name	Scientific name	Ent	Ing	0	References
Magellanic Steamerduck	<i>Tachyeres pteneres</i>				
Falkland Steamerduck	<i>Tachyeres brachypterus</i>				
Bufflehead	<i>Bucephala albeola</i>				
Barrow's Goldeneye	<i>Bucephala islandica</i>				
Common Goldeneye	<i>Bucephala clangula</i>				
Hooded Merganser	<i>Lophodytes cucullatus</i>				
Red-breasted Merganser	<i>Mergus serrator</i>				
Goosander	<i>Mergus merganser</i>				
Black-necked Swan	<i>Cygnus melancoryphus</i>				
Kelp Goose	<i>Chloephaga hybrida</i>				
Crested Duck	<i>Lophonetta specularioides</i>				
Podicipediformes					
Little grebe	<i>Tachybaptus ruficollis</i>				
Australasian grebe	<i>Tachybaptus novaehollandiae</i>	1	0	1	Ceccarelli 2009 (E2); Roman et al. 2016 (0)
Madagascar Grebe	<i>Tachybaptus pelzelni</i>				
Least Grebe	<i>Tachybaptus dominicus</i>				
Pied-billed grebe	<i>Podilymbus podiceps</i>	1	0		Moore et al. 2009 (E2)
White-tufted Grebe	<i>Rollandia rolland</i>				
Titicaca Grebe	<i>Rollandia microptera</i>				
Hoary-headed Grebe	<i>Poliiocephalus poliocephalus</i>				
New Zealand Grebe	<i>Poliiocephalus rufopectus</i>				
Great grebe	<i>Podiceps major</i>	1	0		Ryan 2018 (E2)
Red-necked grebe	<i>Podiceps grisegena</i>	1	0	1	Avery-Gomm et al. 2013 (0); Good et al. 2010 (E)
Great Crested grebe	<i>Podiceps cristatus</i>	1	0		Camphuysen 2008 (E2); Federal Republic of Germany 1985 (E2); Hong et al. 2013 (E2); Stienen & Van de walle 2010 (E2)
Horned Grebe	<i>Podiceps auritus</i>				
Black-necked Grebe	<i>Podiceps nigricollis</i>				
Northern Silvery Grebe	<i>Podiceps juninensis</i>				
Southern Silvery Grebe	<i>Podiceps occipitalis</i>				
Junin Grebe	<i>Podiceps taczanowskii</i>				
Hooded Grebe	<i>Podiceps gallardoi</i>				
Western grebe	<i>Aechmophorus occidentalis</i>	1	0	1	Avery-Gomm et al. 2013 (0); Jameson 1986 (E2)
Clark's Grebe	<i>Aechmophorus clarkii</i>				
Phaethontiformes					
Red-billed tropicbird	<i>Phaethon aethereus</i>	1	0	1	Moser & Lee 1992 (0); Ryan 2018 (E4)
Red-tailed tropicbird	<i>Phaethon rubricauda</i>	0	1	1	Rapp et al. 2017 (I); Roman et al. 2016 (0); Sileo et al. 1990 (I); Spear et al. 1995 (0); Thiel et al. 2018 (I)
White-tailed tropicbird	<i>Phaethon lepturus</i>	0	1		Cartraud et al. 2019 (I); Hyrenbach et al. 2013 (I)
Gaviformes					
Red-throated loon	<i>Gavia stellata</i>	1	1	1	Avery-Gomm et al. 2013 (0); Basto et al. 2019 (0); Camphuysen 2008 (E2); Holland et al. 2016 (0); Good et al. 2010 (E4); Stienen & Van de walle 2010 (E2); Weir et al. 1997 (I)

Kühn & van Franeker - Online Supplement to 'Quantitative overview of marine debris ingested by marine megafauna'

English name	Scientific name	Ent	Ing	0	References
Arctic loon	<i>Gavia arctica</i>	1	1		Hong et al. 2013 (I)
Pacific loon	<i>Gavia pacifica</i>	1	1	1	Avery-Gomm et al. 2013 (0); Good et al. 2010 (E4); Holland et al. 2016 (I); Moore et al. 2009 (E2)
Common loon	<i>Gavia immer</i>	1	0	1	Avery-Gomm et al. 2013 (0); Holland et al. 2016 (0); Gilardi et al. 2010 (E4); Good et al. 2010 (E4); Moore et al. 2009 (E2)
Yellow-billed loon	<i>Gavia adamsii</i>	1	1		Holland et al. 2016 (I)
Sphenisciformes					
King Penguin	<i>Aptenodytes patagonicus</i>				
Emperor Penguin	<i>Aptenodytes forsteri</i>	0	0	1	Ainley et al. 1990a (0); Day et al. 1985 (0)
Gentoo Penguin	<i>Pygoscelis papua</i>	1	1	1	Ainley et al. 1990a (0); Ceccarelli 2009 (I/E2); Ryan 1987c (E2); Ryan 2018 (E2)
Adelie Penguin	<i>Pygoscelis adeliae</i>	1	0	1	Ainley et al. 1990a (0); Ceccarelli 2009; Slip 1990 (E)
Chinstrap Penguin	<i>Pygoscelis antarcticus</i>	1	0		United States of America 1991 (E2); US Antarctic Marine Living Resources Program 2015 (E3)
Royal Penguin	<i>Eudyptes schlegeli</i>				
Macaroni Penguin	<i>Eudyptes chrysolophus</i>	1	0		Nel & Nel 1999 (E4)
Northern Rockhopper Penguin	<i>Eudyptes moseleyi</i>				
Southern Rockhopper Penguin	<i>Eudyptes chrysocome</i>	0	1		Ryan 1986 (I)
Erect-crested Penguin	<i>Eudyptes sclateri</i>				
Fiordland Penguin	<i>Eudyptes pachyrhynchus</i>				
Snares Penguin	<i>Eudyptes robustus</i>				
Yellow-eyed Penguin	<i>Megadyptes antipodes</i>				
Little Penguin	<i>Eudyptula minor</i>	1	1	1	Ceccarelli 2009 (I); Day et al. 1985 (0); Harrigan 1992 (I/E4); Slater 1995 (I/E2)
African Penguin	<i>Spheniscus demersus</i>	1	0		Ryan 1990b (E2); Ryan 2018 (E4)
Magellanic Penguin	<i>Spheniscus magellanicus</i>	0	1		Brandão et al. 2011 (I); Petry & Da Silva Fonseca 2002 (I); Pinto et al. 2006 (I); Tavares et al. 2017 (I); Tourinho et al. 2010 (I)
Humboldt Penguin	<i>Spheniscus humboldti</i>	0	1		Thiel et al. 2018 (I)
Galapagos Penguin	<i>Spheniscus mendiculus</i>				
Procellariiformes					
Wilson's Storm-petrel	<i>Oceanites oceanicus</i>	0	1		Ainley et al. 1990a (I); Moser & Lee 1992 (I); Van Franeker & Bell 1988 (I)
White-vented Storm-petrel	<i>Oceanites gracilis</i>				
Pincoya Storm-petrel	<i>Oceanites pincovae</i>				
Grey-backed Storm-petrel	<i>Garrodia nereis</i>	0	1	1	Day et al. 1985 (0); Furness 1985a (I)
White-faced Storm-petrel	<i>Pelagodroma marina</i>	0	1		Day et al. 1985 (I); Furness 1985a (I); Spear et al. 1995 (I)
White-bellied Storm-petrel	<i>Fregetta grallaria</i>	0	1		Furness 1985a (I); Roman et al. 2019 (I); Spear et al. 1995 (I)
Black-bellied Storm-petrel	<i>Fregetta tropica</i>	0	0	1	Ainley et al. 1990a (0); Roman et al. 2019 (0)
New Zealand Storm-petrel	<i>Fregetta maoriana</i>				
Polynesian Storm-petrel	<i>Nesofregetta fuliginosa</i>	0	1	1	Spear et al. 1995 (0); Thiel et al. 2018 (I)

Kühn & van Franeker - Online Supplement to 'Quantitative overview of marine debris ingested by marine megafauna'

English name	Scientific name	Ent	Ing	0	References
European Storm-petrel	<i>Hydrobates pelagicus</i>	0	1	1	Furness 1985b (0); Van Franeker 1983 (1)
Cape Verde Storm-petrel	<i>Hydrobates jabejabe</i>				
Band-rumped Storm-petrel	<i>Hydrobates castro</i>	0	0	1	Moser & Lee 1992 (0); Spear et al. 1995 (0)
Monteiro's Storm-petrel	<i>Hydrobates monteiroi</i>				
Matsudaira's Storm-petrel	<i>Hydrobates matsudairae</i>				
Black Storm-petrel	<i>Hydrobates melania</i>				
Ashy Storm-petrel	<i>Hydrobates homochroa</i>				
Least Storm-petrel	<i>Hydrobates microsoma</i>				
Wedge-rumped Storm-petrel	<i>Hydrobates tethys</i>	0	1		Ainley et al. 1990b (1); Spear et al. 1995 (1)
Townsend's Storm-petrel	<i>Hydrobates socorroensis</i>				
Ainley's Storm-petrel	<i>Hydrobates cheimomnestes</i>				
Leach's Storm-petrel	<i>Hydrobates leucorhous</i>	1	1		Blight & Burger 1997 (1); Day 1980 (1); Furness 1985b (1); Laist 1997 (E2); Manville 1990 (E3); Moser & Lee 1992 (1); Robards et al. 1995 (1); Rothstein 1973 (1); Spear et al. 1995 (1)
Swinhoe's Storm-petrel	<i>Hydrobates monorhis</i>				
Guadalupe Storm-petrel	<i>Hydrobates macrodactylus</i>				
Tristram's Storm-petrel	<i>Hydrobates tristrami</i>	0	1		Harrison et al. 1983 (1); Rapp et al. 2017 (1); Sileo et al. 1990 (1); Youngren et al. 2018 (1)
Markham's Storm-petrel	<i>Hydrobates markhami</i>	0	1		Ainley et al. 1990b (1); García-Godos et al. 2002 (1)
Fork-tailed Storm-petrel	<i>Hydrobates furcatus</i>	0	1		Blight & Burger 1997 (1); Day 1980 (1); Robards et al. 1995 (1)
Ringed Storm-petrel	<i>Hydrobates hornbyi</i>				
Northern Royal Albatross	<i>Diomedea sanfordi</i>	0	1		Jiménez et al. 2015 (1)
Southern Royal Albatross	<i>Diomedea epomophora</i>	0	1	1	Day et al. 1985 (1); Jiménez et al. 2015 (1); Petry & Da Silva Fonseca 2002 (1); Roman et al. 2019 (0)
Wandering Albatross	<i>Diomedea exulans</i>	1	1	1	Ceccarelli 2009 (1); Chérel et al. 2017 (1); Colabuono et al. 2010 (0); Cooper 1995 (1); Cooper et al. 1992b (1); Day et al. 1985 (1); Furness 1983 (1); Gilbert et al. 2016 (0); Huin 1996 (1); Jiménez et al. 2015 (0); Nel & Nel 1999 (1); Phillips et al. 2010 (1); Roman et al. 2016 (0); Roman et al. 2019 (0); Ryan et al. 2016b (0); Taylor 2004 (E3)
Antipodean Albatross	<i>Diomedea antipodensis</i>	0	0	1	Roman et al. 2019 (0)
Amsterdam Albatross	<i>Diomedea amsterdamensis</i>				
Tristan Albatross	<i>Diomedea dabbenena</i>	0	1	1	Colabuono et al. 2010 (0); Jiménez et al. 2015 (1); Ryan et al. 2016a (0)
Sooty Albatross	<i>Phoebastria fusca</i>	0	1	1	Roman et al. 2019 (0); Ryan 1987b (1)
Light-mantled Albatross	<i>Phoebastria palpebrata</i>	0	1	1	Ainley et al. 1990a (0); Roman et al. 2016 (0); Roman et al. 2019 (1)

Kühn & van Franeker - Online Supplement to 'Quantitative overview of marine debris ingested by marine megafauna'

English name	Scientific name	Ent	Ing	0	References
Waved Albatross	<i>Phoebastria irrorata</i>	0	1		Anderson et al. 2008 (I)
Black-footed Albatross	<i>Phoebastria nigripes</i>	1	1		Blight & Burger 1997 (I); Conant 1984 (I); Cooper et al. 2004 (I); Gould et al. 1997 (I); Gray et al. 2012 (I); Harrison et al. 1983 (I); Henderson 1988 (E2); Kinan & Cousins 2000 (I); Moore et al. 2009 (E2); Rapp et al. 2017 (I); Sileo et al. 1990 (I)
Laysan Albatross	<i>Phoebastria immutabilis</i>	1	1	1	Auman et al. 1997 (I); Cooper et al. 2004 (I); Day 1980 (0); Day et al. 1985 (I); DeGange & Newby 1980 (E4); Fry et al. 1987 (I); Gould et al. 1997 (I); Gray et al. 2012 (I); Harrison et al. 1983 (I); Kenyon & Kridler 1969 (I); Kinan & Cousins 2000 (I); Lavers & Bond 2016a (I); Nilsen et al. 2014 (I); Pettit et al. 1981 (I); Rapp et al. 2017 (I); Sileo et al. 1990 (I); Young et al. 2009 (I)
Short-tailed Albatross	<i>Phoebastria albatrus</i>	0	1		Donnelly-Greenan et al. 2018 (I); Environment Canada 2008 (I)
Atlantic Yellow-nosed Albatross	<i>Thalassarche chlororhynchos</i>	0	1	1	Barbieri 2009 (I); Colabuono & Vooren 2007 (I); Colabuono et al. 2009 (I); Colabuono et al. 2010 (I); Jiménez et al. 2015 (0); Mäder et al. 2010 (I); Petry & Da Silva Fonseca 2002 (I); Ryan et al. 2016b (0); Tavares et al. 2017 (I)
Indian Yellow-nosed Albatross	<i>Thalassarche carteri</i>	0	0	1	Ryan et al. 2016b (0)
Grey-headed Albatross	<i>Thalassarche chrysostoma</i>	0	1		Furness 1983 (I); Huin 1996 (I); Phillips et al. 2010 (I); Roman et al. 2019 (I); Thiel et al. 2018 (I)
Black-browed Albatross	<i>Thalassarche melanophris</i>	0	1	1	Barbieri 2009 (I); Colabuono & Vooren 2007 (I); Colabuono et al. 2009 (I); Colabuono et al. 2010 (I); Cooper 1995 (I); Jiménez et al. 2015 (I); Mäder et al. 2010 (I); Petry & Da Silva Fonseca 2002 (I); Petry et al. 2007 (I); Phillips et al. 2010 (I); Roman et al. 2019 (I); Ryan et al. 2016b (0); Tavares et al. 2017 (I); Thiel et al. 2018 (I); Tourinho et al. 2010 (I)
Campbell Albatross	<i>Thalassarche impavida</i>	0	0	1	Roman et al. 2019 (0)
Buller's Albatross	<i>Thalassarche bulleri</i>	1	1		James & Stahl 2000 (I); Robertson & Bell 2002 (I); Roman et al. 2016 (I); Roman et al. 2019 (I); Taylor 2004 (E3); West & Imber 1986 (I)
Shy Albatross	<i>Thalassarche cauta</i>	0	1	1	Hedd & Gales 2001 (I); Robertson et al. 2004 (I); Roman et al. 2016 (I); Roman et al. 2019 (0); Ryan et al. 2016b (I)
White-capped Albatross	<i>Thalassarche steadi</i>	0	0	1	Jiménez et al. 2015 (0); Roman et al. 2019 (0)
Chatham Albatross	<i>Thalassarche eremita</i>	0	0	1	Roman et al. 2019 (0)
Salvin's Albatross	<i>Thalassarche salvini</i>	0	1	1	Robertson & Bell 2002 (I); Robertson et al. 2004 (I); Roman et al. 2019 (0)
Northern Giant Petrel	<i>Macronectes halli</i>	1	1		Ceccarelli 2009 (E3); Hunter & Brooke 1992 (I); Leal Vallis et al. 2015 (I); Nel & Nel 1999 (E3); Robertson & Bell 2002 (I); Roman et al. 2019 (I)
Southern Giant Petrel	<i>Macronectes giganteus</i>	1	1	1	Ainley et al. 1990a (0); Barbieri 2009 (I); Ceccarelli 2009 (I/E3); Copello & Quintana 2003 (I); Huin 1996 (I); Hunter & Brooke 1992 (I); Laist 1997 (E3); Nel & Nel 1999 (I/E3); Petry & Da Silva Fonseca 2002 (I); Roman et al. 2016 (I); Roman et al. 2019 (I); Tourinho et al. 2010 (I)
Northern Fulmar	<i>Fulmarus glacialis</i>	1	1		Acampora et al. 2016 (I); Avery-Gomm et al. 2012 (I); Avery-Gomm et al. 2018 (I); Baltz & Morejohn 1976 (I); Blight & Burger 1997 (I); Bond et al. 2014 (I); Camphuysen & Van Franeker 1997 (I); Camphuysen 2008 (E3); Day 1980 (I); Day et al. 1985 (I); DeGange & Newby 1980 (E4); Donnelly-Greenan et al. 2014 (I); Furness 1985b (I); Herzke et al. 2016 (I); Kühn & Van Franeker 2012 (I); Lydersen et al. 1989 (I); Mallory 2008 (I); Mallory et al. 2006 (I); Moore et al. 2009 (E5); Moser & Lee 1992 (I); Nevins et al. 2005 (I); Poon et al. 2016 (I); Provencher et al. 2009 (I); Provencher et al. 2014 (I); Robards et al. 1995 (I); Stienen & Van de walle 2010 (E2); Terepocki et al. 2017 (I); Trevail et al. 2015 (I); Van Franeker et al. 2011 (I)
Southern Fulmar	<i>Fulmarus glacialisoides</i>	0	1	1	Ainley et al. 1990a (I); Barbieri 2009 (I); Colabuono et al. 2009 (I); Crockett & Reed 1976 (I); Mäder et al. 2010 (I); Petry & Da Silva Fonseca 2002 (I); Roman et al. 2019 (I); Tourinho et al. 2010 (0); Van Franeker & Bell 1988 (I)
Antarctic Petrel	<i>Thalassoica antarctica</i>	0	1	1	Ainley et al. 1990a (I); Roman et al. 2019 (I); Van Franeker & Bell 1988 (0)
Cape Petrel	<i>Daption capense</i>	1	1	1	Ainley et al. 1990a (I); Ainley et al. 1990b (I); Barbieri 2009 (I); Ceccarelli 2009 (E2); Creet et al. 1994 (I); Fijn et al. 2012 (I); Petry & Da Silva Fonseca 2002 (I); Robertson & Bell 2002 (I); Roman et al. 2019 (I); Tavares et al. 2017 (I); Tourinho et al. 2010 (0); Van Franeker & Bell 1988 (I)
Snow Petrel	<i>Pagodroma nivea</i>	0	1	1	Ainley et al. 1990a (I); Fijn et al. 2012 (0); Van Franeker & Bell 1988 (I)

Kühn & van Franeker - Online Supplement to 'Quantitative overview of marine debris ingested by marine megafauna'

English name	Scientific name	Ent	Ing	0	References
Blue Petrel	<i>Halobaena caerulea</i>	1	1		Ainley et al. 1990a (I); Ceccarelli 2009 (I/E2); Day et al. 1985 (I); Reed 1981 (I); Roman et al. 2019 (I); Ryan 1987a (I)
Broad-billed Prion	<i>Pachyptila vittata</i>	0	1		Ainley et al. 1990a (I); Day et al. 1985 (I); Harper & Fowler 1987 (I); Roman et al. 2019 (I); Thiel et al. 2018 (I)
Salvin's Prion	<i>Pachyptila salvini</i>	0	1		Day et al. 1985 (I); Gartshore et al. 1988 (I); Harper & Fowler 1987 (I); Roman et al. 2016 (I); Roman et al. 2019 (I)
MacGillivray's Prion	<i>Pachyptila macgillivrayi</i>				
Antarctic Prion	<i>Pachyptila desolata</i>	0	1		Auman et al. 2004 (I); Day et al. 1985 (I); Fromant et al. 2016 (I); Harper & Fowler 1987 (I); Petry & Da Silva Fonseca 2002 (I); Roman et al. 2016 (I); Roman et al. 2019 (I)
Slender-billed Prion	<i>Pachyptila belcheri</i>	0	1	1	Ainley et al. 1990b (I); Barbieri 2009 (I); Harper & Fowler 1987 (I); Roman et al. 2016 (I); Roman et al. 2019 (I); Tourinho et al. 2010 (0)
Fairy Prion	<i>Pachyptila turtur</i>	0	1	1	Day et al. 1985 (I); Harper & Fowler 1987 (I); Roman et al. 2016 (I); Roman et al. 2019 (I); Slater 1995 (0)
Fulmar Prion	<i>Pachyptila crassirostris</i>				
Kerguelen Petrel	<i>Aphrodroma brevirostris</i>	0	1		Ainley et al. 1990a (I); Furness 1985a (I); Reed 1981 (I); Roman et al. 2019 (I)
White-winged Petrel	<i>Pterodroma leucoptera</i>	0	1		Ainley et al. 1990b (I); Roman et al. 2016 (I); Roman et al. 2019 (I); Spear et al. 1995 (I)
Collared Petrel	<i>Pterodroma brevipes</i>	0	1		Spear et al. 1995 (I)
Masatierra Petrel	<i>Pterodroma defilippiana</i>				
Stejneger's Petrel	<i>Pterodroma longirostris</i>	0	1		Ainley et al. 1990b (I); Blight & Burger 1997 (I); Spear et al. 1995 (I)
Cook's Petrel	<i>Pterodroma cookii</i>	0	1		Ainley et al. 1990b (I); Day et al. 1985 (I); Imber 1996 (I); Roman et al. 2019 (I)
Pycroft's Petrel	<i>Pterodroma pycrofti</i>	0	1		Ainley et al. 1990b (I); Spear et al. 1995 (I)
Bonin Petrel	<i>Pterodroma hypoleuca</i>	0	1		Lavers & Bond 2016a (I); Rapp et al. 2017 (I); Sileo et al. 1990 (I)
Black-winged Petrel	<i>Pterodroma nigripennis</i>	1	1	1	Ainley et al. 1990b (I); Roman et al. 2019 (0); Ryan 2018 (E4); Spear et al. 1995 (I)
Chatham Petrel	<i>Pterodroma axillaris</i>				
Murphy's Petrel	<i>Pterodroma ultima</i>	0	1	1	Ainley et al. 1990b (0); Imber et al. 1995 (I); Spear et al. 1995 (I); Thiel et al. 2018 (I)
Providence Petrel	<i>Pterodroma solandri</i>	0	1	1	Bester et al. 2010 (I); Roman et al. 2016 (0); Roman et al. 2019 (0)
Kermadec Petrel	<i>Pterodroma neglecta</i>	0	1	1	Ainley et al. 1990b (0); Imber et al. 1995 (I); Spear et al. 1995 (0)
Trindade Petrel	<i>Pterodroma arminjoniana</i>	0	1	1	Ainley et al. 1990b (0); Leal et al. 2017 (I)
Herald Petrel	<i>Pterodroma heraldica</i>	0	0	1	Spear et al. 1995 (0); Tavares et al. 2017 (0)
Henderson Petrel	<i>Pterodroma atrata</i>				
Phoenix Petrel	<i>Pterodroma alba</i>	0	0	1	Ainley et al. 1990b (0); Spear et al. 1995 (0)
Barau's Petrel	<i>Pterodroma baraui</i>	0	1		Cartraud et al. 2019 (I); Danckwerts et al. 2016 (I)
Mottled Petrel	<i>Pterodroma inexpectata</i>	0	1	1	Ainley et al. 1990b (0); Ainley et al. 1990a (0); Roman et al. 2019 (I); Spear et al. 1995 (0)
Hawaiian Petrel	<i>Pterodroma sandwichensis</i>				
Galapagos Petrel	<i>Pterodroma phaeopygia</i>	0	1		Robards et al. 1997 (I)
White-necked Petrel	<i>Pterodroma cervicalis</i>	0	1	1	Ainley et al. 1990b (I); Roman et al. 2016 (0); Roman et al. 2019 (0); Spear et al. 1995 (I)
Juan Fernandez Petrel	<i>Pterodroma externa</i>	0	1		Ainley et al. 1990b (I); Spear et al. 1995 (I)
Soft-plumaged Petrel	<i>Pterodroma mollis</i>	0	1		Furness 1985a (I); Petry & Da Silva Fonseca 2002 (I); Tavares et al. 2017 (I)
Bermuda Petrel	<i>Pterodroma cahow</i>				
Black-capped Petrel	<i>Pterodroma hasitata</i>	0	1		Moser & Lee 1992 (I)
Jamaican Petrel	<i>Pterodroma caribbaea</i>				
Cape Verde Petrel	<i>Pterodroma feae</i>				
Desertas Petrel	<i>Pterodroma deserta</i>				
Zino's Petrel	<i>Pterodroma madeira</i>				
Magenta Petrel	<i>Pterodroma magentae</i>				
Atlantic Petrel	<i>Pterodroma incerta</i>	0	1		Furness 1985a (I); Klages & Cooper 1997 (I); Mäder et al. 2010 (I); Perez et al. 2019 (I)
White-headed Petrel	<i>Pterodroma lessonii</i>	0	1		Roman et al. 2019 (I)

Kühn & van Franeker - Online Supplement to 'Quantitative overview of marine debris ingested by marine megafauna'

English name	Scientific name	Ent	Ing	0	References
Great-winged Petrel	<i>Pterodroma macroptera</i>	0	1	1	Day et al. 1985 (I); Roman et al. 2019 (0)
Grey-faced Petrel	<i>Pterodroma gouldi</i>	0	0	1	Roman et al. 2019 (0)
Grey Petrel	<i>Procellaria cinerea</i>	0	1	1	Robertson et al. 2004 (I); Roman et al. 2019 (0)
White-chinned Petrel	<i>Procellaria aequinoctialis</i>	0	1	1	Ainley et al. 1990a (0); Barbieri 2009 (I); Colabuono & Vooren 2007 (I); Colabuono et al. 2009 (I); Colabuono et al. 2010 (I); Cooper et al. 1992a (I); Furness 1983 (I); Mäder et al. 2010 (I); Nel & Nel 1999 (I); Petry & Benemann 2017 (I); Petry & Da Silva Fonseca 2002 (I); Robertson et al. 2004 (I); Robertson & Bell 2002 (I); Roman et al. 2019 (I); Ryan 2008 (I); Thiel et al. 2018 (I); Tourinho et al. 2010 (I)
Spectacled Petrel	<i>Procellaria conspicillata</i>	0	1		Colabuono & Vooren 2007 (I); Colabuono et al. 2009 (I); Colabuono et al. 2010 (I)
Westland Petrel	<i>Procellaria westlandica</i>	0	1		Roman et al. 2016 (I); Roman et al. 2019 (I)
Black Petrel	<i>Procellaria parkinsoni</i>	0	1	1	Day et al. 1985 (I); Robertson et al. 2004 (I); Roman et al. 2019 (0)
Wedge-tailed Shearwater	<i>Ardenna pacifica</i>	0	1		Cartraud et al. 2019 (I); Fry et al. 1987 (I); Gilbert et al. 2016 (I); Hutton et al. 2008 (I); Kain et al. 2016 (I); Lavers et al. 2018 (I); Rapp et al. 2017 (I); Roman et al. 2016 (I); Roman et al. 2019 (I); Sileo et al. 1990 (I); Spear et al. 1995 (I); Verlis et al. 2013 (I)
Buller's Shearwater	<i>Ardenna bulleri</i>	0	1		Ainley et al. 1990b (I); Spear et al. 1995 (I); (I)
Short-tailed Shearwater	<i>Ardenna tenuirostris</i>	1	1		Acampora et al. 2014 (I); Ainley et al. 1990b (I); Baltz & Morejohn 1976 (I); Carey 2011 (I); Ceccarelli 2009 (E2); Cousin et al. 2015 (I); Day 1980 (I); Day et al. 1985 (I); DeGange & Newby 1980 (E4); Gilbert et al. 2016 (I); Hong et al. 2013 (I); Moore et al. 2009 (E2); Ogi 1990 (I); Robards et al. 1995 (I); Robertson et al. 2004 (I); Rodríguez et al. 2018 (I); Roman et al. 2016 (I); Roman et al. 2019 (I); Skira 1986 (I); Slater 1995 (I); Vliestra & Parga 2002 (I); Yamashita et al. 2011 (I)
Sooty Shearwater	<i>Ardenna grisea</i>	1	1	1	Ainley et al. 1990b (I); Avery-Gomm et al. 2013 (I); Baltz & Morejohn 1976 (I); Barbieri 2009 (I); Blight & Burger 1997 (I); Bond et al. 2014 (I); Bourne 1976 (E2); Day 1980 (I); Day et al. 1985 (I); DeGange & Newby 1980 (E4); Furness 1983 (I); Mäder et al. 2010 (I); Manville 1990 (E4); Moore et al. 2009 (E2); Moser & Lee 1992 (I); Ogi 1990 (I); Petry & Da Silva Fonseca 2002 (I); Petry et al. 2008 (I); Robertson & Bell 2002 (I); Robertson et al. 2004 (I); Roman et al. 2019 (I); Spear et al. 1995 (I); Tavares et al. 2017 (0); Taylor 1999 (E5); Taylor 2004 (E3); Terepocki et al. 2017 (I); Tourinho et al. 2010 (I)
Great Shearwater	<i>Ardenna gravis</i>	1	1		Barbieri 2009 (I); Bond et al. 2014 (I); Bourne 1976 (I); Colabuono et al. 2009 (I); Colabuono et al. 2010 (I); Day et al. 1985 (I); Furness 1983 (I); Furness 1985a (I); Haman et al. 2013 (I); Mäder et al. 2010 (I); Moser & Lee 1992 (I); Petry & Da Silva Fonseca 2002 (I); Petry et al. 2008 (I); Pierce et al. 2004 (I); Ryan 1987a (I); Ryan 1991 (E4); Ryan 2008 (I); Ryan 2018 (E); Tavares et al. 2017 (I)
Flesh-footed Shearwater	<i>Ardenna carneipes</i>	1	1		Ceccarelli 2009 (I); Hutton et al. 2008 (I); Lavers et al. 2014 (I); Lavers & Bond 2016b (I); Robertson & Bell 2002 (I); Robertson et al. 2004 (I); Roman et al. 2019 (I); Taylor 2004 (E3)
Pink-footed Shearwater	<i>Ardenna creatopus</i>	1	1		Baltz & Morejohn 1976 (I); Environment Canada 2008 (I); Ryan 2018 (E); Thiel et al. 2018 (I)
Streaked Shearwater	<i>Calonectris leucomelas</i>				
Scopoli's Shearwater	<i>Calonectris diomedea</i>	0	1		Mäder et al. 2010 (I)
Cory's Shearwater	<i>Calonectris borealis</i>	0	1	1	Bond et al. 2014 (0); Codina-García et al. 2013 (I); Colabuono et al. 2009 (I); Moser & Lee 1992 (I); Petry & Da Silva Fonseca 2002 (I); Petry et al. 2009 (I); Rodríguez et al. 2012 (I); Tavares et al. 2017 (I)
Cape Verde Shearwater	<i>Calonectris edwardsii</i>	0	1		Petry & Da Silva Fonseca 2002 (I)
Christmas Shearwater	<i>Puffinus nativitatis</i>	0	1		Sileo et al. 1990 (I); Spear et al. 1995 (I)
Galapagos Shearwater	<i>Puffinus subalaris</i>				
Fluttering Shearwater	<i>Puffinus gavia</i>	1	1		Roman et al. 2016 (I); Roman et al. 2019 (I); Taylor 1999 (E2); Taylor 2004 (E3)
Hutton's Shearwater	<i>Puffinus huttoni</i>	0	1	1	Gilbert et al. 2016 (I); Roman et al. 2019 (0)

English name	Scientific name	Ent	Ing	0	References
Black-vented Shearwater	<i>Puffinus opisthomelas</i>				
Bryan's Shearwater	<i>Puffinus bryani</i>				
Rapa Shearwater	<i>Puffinus myrtae</i>				
Newell's Shearwater	<i>Puffinus newelli</i>	0	1		Kain et al. 2016 (I); Sileo et al. 1990 (I)
Townsend's Shearwater	<i>Puffinus auricularis</i>				
Tropical Shearwater	<i>Puffinus bailloni</i>				
Persian Shearwater	<i>Puffinus persicus</i>				
Bannerman's Shearwater	<i>Puffinus bannermani</i>				
Manx Shearwater	<i>Puffinus puffinus</i>	1	1		Acampora et al. 2016 (I); Barbieri 2009 (I); Colabuono et al. 2009 (I); Colabuono et al. 2010 (I); Furness 1985b (I); Mäder et al. 2010 (I); Moser & Lee 1992 (I); Petry & Da Silva Fonseca 2002 (I); Petry et al. 2008 (I); Ryan 2018 (E2); Tavares et al. 2017 (I); Tourinho et al. 2010 (I)
Yelkouan Shearwater	<i>Puffinus yelkouan</i>	0	1		Codina-García et al. 2013 (I)
Balearic Shearwater	<i>Puffinus mauretanicus</i>	0	1		Codina-García et al. 2013 (I)
Subantarctic Shearwater	<i>Puffinus elegans</i>				
Little Shearwater	<i>Puffinus assimilis</i>	0	1		Furness 1985a (I); Roman et al. 2016 (I); Roman et al. 2019 (I)
Audubon's Shearwater	<i>Puffinus lherminieri</i>	0	1		Cartraud et al. 2019 (I); Moser & Lee 1992 (I)
Heinroth's Shearwater	<i>Puffinus heinrothi</i>				
Fiji Petrel	<i>Pseudobulweria macgillivrayi</i>				
Mascarene Petrel	<i>Pseudobulweria aterrima</i>	0	1		Cartraud et al. 2019 (I)
Beck's Petrel	<i>Pseudobulweria becki</i>				
Tahiti Petrel	<i>Pseudobulweria rostrata</i>	0	1	1	Ainley et al. 1990b (I); Roman et al. 2016 (0); Roman et al. 2019 (0); Spear et al. 1995 (I)
Bulwer's Petrel	<i>Bulweria bulwerii</i>	0	1	1	Ainley et al. 1990b (0); Harrison et al. 1983 (I); Rapp et al. 2017 (0); Sileo et al. 1990 (I); Spear et al. 1995 (0)
Jouanin's Petrel	<i>Bulweria fallax</i>				
Peruvian Diving-petrel	<i>Pelecanoides garnotii</i>	0	1		Thiel et al. 2011 (I)
Magellanic Diving-petrel	<i>Pelecanoides magellani</i>				
South Georgia Diving-petrel	<i>Pelecanoides georgicus</i>	0	0	1	Roman et al. 2019 (0)
Common Diving-petrel	<i>Pelecanoides urinatrix</i>	0	1	1	Ainley et al. 1990a (0); Day et al. 1985 (0); Norman & Brown 1987 (I); Roman et al. 2016 (0); Roman et al. 2019 (I); Ryan 1986 (I)
Pelecaniformes					
Dalmatian Pelican	<i>Pelecanus crispus</i>				
Spot-billed Pelican	<i>Pelecanus philippensis</i>				
Pink-backed Pelican	<i>Pelecanus rufescens</i>				
Australian Pelican	<i>Pelecanus conspicillatus</i>	1	1		Ceccarelli 2009 (E2); Roman et al. 2016 (I)
Great White Pelican	<i>Pelecanus onocrotalus</i>	0	1		Crawford et al. 1995 (I)

Kühn & van Franeker - Online Supplement to 'Quantitative overview of marine debris ingested by marine megafauna'

English name	Scientific name	Ent	Ing	0	References
Brown Pelican	<i>Pelecanus occidentalis</i>	1	1		Centaur Associates 1986 (E2); Dau et al. 2009 (I); Gottdenker et al. 2008 (I); Laist 1997 (E2); Moore et al. 2009 (E2); US Fish and Wildlife Service 1980 (E2); Vargo et al. 2006 (E)
Peruvian Pelican	<i>Pelecanus thagus</i>	1	0		Ryan 2018 (E2); Thiel et al. 2011 (E2)
American White Pelican	<i>Pelecanus erythrorhynchos</i>	1	0		Laist 1997 (E2); Moore et al. 2009 (E2)
Suliformes					
Lesser Frigatebird	<i>Fregata ariel</i>	0	0	1	Roman et al. 2016 (0)
Great Frigatebird	<i>Fregata minor</i>	0	1		Rapp et al. 2017 (I); Sileo et al. 1990 (I)
Christmas Frigatebird	<i>Fregata andrewsi</i>				
Magnificent Frigatebird	<i>Fregata magnificens</i>	1	0	1	Ryan 2018 (E4); Tavares et al. 2017 (0)
Ascension Frigatebird	<i>Fregata aquila</i>				
Abbott's Booby	<i>Papasula abbotti</i>				
Northern Gannet	<i>Morus bassanus</i>	1	1	1	Acampora et al. 2016 (I); Basto et al. 2019 (I); Bourne 1976 (I); Camphuysen 2008 (E2); Codina-García et al. 2013 (I); Lucas 1992 (E5); Montevicchi 1991 (E4); Moser & Lee 1992 (0); Nicastro et al. 2018 (0); Pierce et al. 2004 (I); Rodríguez et al. 2013 (E4); Schrey & Vauk 1987 (E4); Stienen & Van de walle 2010 (E2); Votier et al. 2011 (E4)
Cape Gannet	<i>Morus capensis</i>	1	1		Cartraud et al. 2019 (I); Laist 1997 (E4)
Australasian Gannet	<i>Morus serrator</i>	1	1	1	Ceccarelli 2009 (I); Gilbert et al. 2016 (I); Norman et al. 1995 (E5); Roman et al. 2016 (0); Slater 1992 (E5); Taylor 2004 (E3)
Red-footed Booby	<i>Sula sula</i>	0	1	1	Rapp et al. 2017 (I); Roman et al. 2016 (0); Sileo et al. 1990 (I)
Brown Booby	<i>Sula leucogaster</i>	1	1	1	Dobbs 2005 (E2); Lavers et al. 2013 (E4); Rapp et al. 2017 (I); Spear et al. 1995 (0); Tavares et al. 2017 (I)
Blue-footed Booby	<i>Sula nebouxii</i>	0	1		Laist 1997 (I)
Peruvian Booby	<i>Sula variegata</i>	1	0		Thiel et al. 2011 (E2); Thiel et al. 2018 (E3)
Masked Booby	<i>Sula dactylatra</i>	1	1	1	Conant 1984 (E2); Dobbs 2005 (E2); Mariano & Targino 2012 (I); Rapp et al. 2017 (I); Sileo et al. 1990 (I); Spear et al. 1995 (0); Tavares et al. 2017 (I)
Nazca Booby	<i>Sula granti</i>				
Crowned Cormorant	<i>Microcarbo coronatus</i>				
Long-tailed Cormorant	<i>Microcarbo africanus</i>				
Pygmy Cormorant	<i>Microcarbo pygmaeus</i>				
Little Cormorant	<i>Microcarbo niger</i>				
Little Pied Cormorant	<i>Microcarbo melanoleucos</i>	0	1	1	Ceccarelli 2009 (I); Roman et al. 2016 (0)
Red-legged Cormorant	<i>Poikilocarbo gaimardi</i>				
Rock Shag	<i>Leucocarbo magellanicus</i>				
Guanay Cormorant	<i>Leucocarbo bougainvillorum</i>	1	1		Thiel et al. 2018 (I/E3)
Imperial Shag	<i>Leucocarbo atriceps</i>	0	0	1	Ainley et al. 1990a (0)
Kerguelen Shag	<i>Leucocarbo verrucosus</i>				
Rough-faced Shag	<i>Leucocarbo carunculatus</i>				
Stewart Shag	<i>Leucocarbo chalconotus</i>				
Chatham Shag	<i>Leucocarbo onslowi</i>				
Campbell Shag	<i>Leucocarbo campbelli</i>				

Kühn & van Franeker - Online Supplement to 'Quantitative overview of marine debris ingested by marine megafauna'

English name	Scientific name	Ent	Ing	0	References
Bounty Shag	<i>Leucocarbo ranfurlyi</i>				
Auckland Shag	<i>Leucocarbo colensoi</i>				
Double-crested Cormorant	<i>Nannopterum auritus</i>	1	0	1	Avery-Gomm et al. 2013 (0); Day 1980 (0); Good et al. 2010 (E4); Moore et al. 2009 (E2); Moser & Lee 1992 (0)
Neotropical Cormorant	<i>Nannopterum brasilianus</i>	1	0		Thiel et al. 2011 (E2)
Flightless Cormorant	<i>Nannopterum harrisi</i>				
Brandt's Cormorant	<i>Urile penicillatus</i>	1	0		Good et al. 2010 (E4); Moore et al. 2009 (E2)
Pelagic Cormorant	<i>Urile pelagicus</i>	1	1	1	Avery-Gomm et al. 2013 (0); Day 1980 (0); Good et al. 2010 (E4); Moore et al. 2009 (E2); Robards et al. 1995 (I)
Red-faced Cormorant	<i>Urile urile</i>	0	0	1	Day 1980 (0); Robards et al. 1995 (0)
European Shag	<i>Gulosus aristotelis</i>	1	1		Acampora et al. 2016 (I); Álvarez et al. 2018 (I); Onions & Rees 1992 (E2); Stienen & Van de walle 2010 (E2)
Great Cormorant	<i>Phalacrocorax carbo</i>	1	1	1	Acampora et al. 2017 (I); Basto et al. 2019 (I); Camphuysen 2008 (E2); Ceccarelli 2009 (I/E2); Laist 1997 (E2); Nicastro et al. 2018 (0); Roman et al. 2016 (0); Taylor 1999 (E3); Taylor 2004 (E3)
Japanese Cormorant	<i>Phalacrocorax capillatus</i>	1	0		Hong et al. 2013 (E2)
Cape Cormorant	<i>Phalacrocorax capensis</i>	1	0		Laist 1997 (E2)
Socotra Cormorant	<i>Phalacrocorax nigrogularis</i>				
Bank Cormorant	<i>Phalacrocorax neglectus</i>	1	0		Ryan 2018 (E2)
Indian Cormorant	<i>Phalacrocorax fuscicollis</i>				
Little Black Cormorant	<i>Phalacrocorax sulcirostris</i>	0	1		Ceccarelli 2009 (I)
Black-faced Cormorant	<i>Phalacrocorax fuscescens</i>	1	0		Ryan 2018 (E2)
Great Pied Cormorant	<i>Phalacrocorax varius</i>	1	1		Ceccarelli 2009 (I); Gilbert et al. 2016 (I); Roman et al. 2016 (I); Taylor 2004 (E3)
Spotted Shag	<i>Phalacrocorax punctatus</i>				
Pitt Shag	<i>Phalacrocorax featherstoni</i>				
Charadriiformes					
Snowy sheathbill	<i>Chionis albus</i>	0	0	1	Ainley et al. 1990a (0)
Black-faced sheathbill	<i>Chionis minor</i>	0	1		Nel & Nel 1999 (I)
Wilson's Phalarope	<i>Steganopus tricolor</i>				
Red-necked Phalarope	<i>Phalaropus lobatus</i>	0	1		Day 1980 (I); Moser & Lee 1992 (I)
Red Phalarope	<i>Phalaropus fulicarius</i>	0	1		Connors & Smith 1982 (I); Drever et al. 2018 (I); Moser & Lee 1992 (I); Nevins et al. 2005 (I)
Brown Noddy	<i>Anous stolidus</i>	0	1	1	Cartraud et al. 2019 (I); Moser & Lee 1992 (0); Rapp et al. 2017 (I); Roman et al. 2016 (0); Sileo et al. 1990 (I); Tavares et al. 2017 (0)
Lesser Noddy	<i>Anous tenuirostris</i>	0	1	1	Cartraud et al. 2019 (I); Spear et al. 1995 (0)
Black Noddy	<i>Anous minutus</i>	0	1		Rapp et al. 2017 (I); Sileo et al. 1990 (I)
Blue Noddy	<i>Anous ceruleus</i>	0	0	1	Spear et al. 1995 (0)
Grey Noddy	<i>Anous albivittus</i>	0	1		Thiel et al. 2018 (I)
Common White Tern	<i>Gygis alba</i>	0	1	1	Rapp et al. 2017 (0); Sileo et al. 1990 (0); Spear et al. 1995 (I)
Little White Tern	<i>Gygis microrhyncha</i>				
Black Skimmer	<i>Rynchops niger</i>	1	0		Gochfield 1973 (E4); Thiel et al. 2018 (E3)
African Skimmer	<i>Rynchops flavirostris</i>				
Indian Skimmer	<i>Rynchops albicollis</i>				

Kühn & van Franeker - Online Supplement to 'Quantitative overview of marine debris ingested by marine megafauna'

English name	Scientific name	Ent	Ing	0	References
Saunders's Gull	<i>Saundersilarus saundersi</i>				
Little Gull	<i>Hydrocoloeus minutus</i>				
Ross's Gull	<i>Rhodostethia rosea</i>				
Swallow-tailed Gull	<i>Creagrus furcatus</i>				
Sabine's Gull	<i>Xema sabini</i>	0	1	1	Acampora et al. 2016 (0); Day 1980 (0); Moser & Lee 1992 (I)
Ivory Gull	<i>Pagophila eburnea</i>	0	0	1	Day 1980 (0)
Red-legged Kittiwake	<i>Rissa brevirostris</i>	0	1		Day 1980 (I); Robards et al. 1995 (I)
Black-legged Kittiwake	<i>Rissa tridactyla</i>	1	1		Acampora et al. 2014 (I); Baltz & Morejohn 1976 (I); Basto et al. 2019 (I); Bourne 1976 (E3); Camphuysen 2008 (E3); Codina-García et al. 2013 (I); Day 1980 (I); Day et al. 1985 (I); Lydersen et al. 1989 (I); Moser & Lee 1992 (I); Onions & Rees 1992 (E3); Poon et al. 2016 (I); Robards et al. 1995 (I); Stienen & Van de walle 2010 (E3)
Bonaparte's Gull	<i>Larus philadelphia</i>	0	1	1	Braune & Gaskin 1982 (I); Day 1980 (0); Moser & Lee 1992 (I)
Slender-billed Gull	<i>Larus genei</i>				
Brown-headed Gull	<i>Larus brunnicephalus</i>				
Black-headed Gull	<i>Larus ridibundus</i>	1	1		Acampora et al. 2016 (I); Basto et al. 2019 (I); Camphuysen 2008 (E2); Ferns & Mudge 2000 (I); Hong et al. 2013 (I); Onions & Rees 1992 (E2); Schwemmer et al. 2012 (I)
Andean Gull	<i>Larus serranus</i>				
Brown-hooded Gull	<i>Larus maculipennis</i>	0	0	1	Tourinho et al. 2010 (0)
Hartlaub's Gull	<i>Larus hartlaubii</i>	1	1		Laist 1997 (E2); Steele 1992 (I)
Grey-headed Gull	<i>Larus cirrocephalus</i>				
Silver Gull	<i>Larus novaehollandiae</i>	1	1	1	Ceccarelli 2009 (I); Gilbert et al. 2016 (0); Roman et al. 2016 (I); Taylor 1999 (E3); Taylor 2004 (E3)
Black-billed Gull	<i>Larus bulleri</i>	1	0		Taylor 2004 (E3)
Grey Gull	<i>Larus modestus</i>				
Dolphin Gull	<i>Larus scoresbii</i>	1	0		Thiel et al. 2018 (E3)
Franklin's Gull	<i>Larus pipixcan</i>				
Laughing Gull	<i>Larus atricilla</i>	1	1		Below 1979 (I); Moser & Lee 1992 (I); Vargo et al. 2006 (E3)
Lava Gull	<i>Larus fuliginosus</i>				
Pallas's Gull	<i>Larus ichthyaetus</i>				
Relict Gull	<i>Larus relictus</i>				
Mediterranean Gull	<i>Larus melanocephalus</i>	0	1	1	Basto et al. 2019 (0); Codina-García et al. 2013 (I)
Sooty Gull	<i>Larus hemprichii</i>				
White-eyed Gull	<i>Larus leucophthalmus</i>				
Audouin's Gull	<i>Larus audouinii</i>	0	1	1	Basto et al. 2019 (0); Codina-García et al. 2013 (I)
Heermann's Gull	<i>Larus heermanni</i>	1	1		Baltz & Morejohn 1976 (I); Moore et al. 2009 (E2)
Pacific Gull	<i>Larus pacificus</i>	1	1		Ceccarelli 2009 (E2); Coulson & Coulson 1993 (I); Lindsay & Meathrel 2008 (I)
Black-tailed Gull	<i>Larus crassirostris</i>	0	1		Hong et al. 2013 (I)
Belcher's Gull	<i>Larus belcheri</i>	1	0		Thiel et al. 2018 (E3)
Olrog's Gull	<i>Larus atlanticus</i>	1	1		Berón & Favero 2009 (I/E3)
Ring-billed Gull	<i>Larus delawarensis</i>	1	0	1	Moore et al. 2009 (E2); Moser & Lee 1992 (0)
Mew Gull	<i>Larus canus</i>	1	1	1	Baltz & Morejohn 1976 (I); Camphuysen 2008 (E2); Day 1980 (0); Garthe et al. 1999 (I); Kubetzki & Garthe 2003 (I); Robards et al. 1995 (I); Vauk-Hentzelt 1982 (I)
Yellow-footed Gull	<i>Larus livens</i>				
Western Gull	<i>Larus occidentalis</i>	1	1		Day et al. 1985 (I); Jameson 1986 (E2); Moore et al. 2009 (E2)
California Gull	<i>Larus californicus</i>	1	0		Moore et al. 2009 (E2)

Kühn & van Franeker - Online Supplement to 'Quantitative overview of marine debris ingested by marine megafauna'

English name	Scientific name	Ent	Ing	0	References
Kelp Gull	<i>Larus dominicanus</i>	1	1	1	Ainley et al. 1990a (0); Ceccarelli 2009 (E2); Coulson & Coulson 1993 (I); Hinojosa & Thiel 2009 (E4); Lenzi et al. 2016 (I); Ludynia et al. 2005 (I); Petracci et al. 2004 (I); Ryan 1990a (I); Steele 1992 (I); Tavares et al. 2017 (0); Taylor 1999 (E3); Taylor 2004 (E3); Thiel et al. 2011 (E4); Tourinho et al. 2010 (0)
Lesser Black-backed Gull	<i>Larus fuscus</i>	1	1		Acampora et al. 2016 (I); Basto et al. 2019 (I); Camphuysen et al. 2010 (I); Camphuysen et al. 2008 (I); Camphuysen 2008 (E2); Garthe et al. 1999 (I); Nicastro et al. 2018 (I); Onions & Rees 1992 (E2); Stienen & Van de walle 2010 (E2)
European Herring Gull	<i>Larus argentatus</i>	1	1	1	Acampora et al. 2016 (I); Basto et al. 2019 (0); Bond 2016 (I); Camphuysen 2008 (E2); Camphuysen et al. 2010 (I); Camphuysen et al. 2008 (I); Hong et al. 2013 (E4); Onions & Rees 1992 (E2); Stienen & Van de walle 2010 (E2); Thiel et al. 2018 (E4) Vauk-Hentzelt 1982 (I)
Armenian Gull	<i>Larus armenicus</i>				
Yellow-legged Gull	<i>Larus michahellis</i>	0	1	1	Basto et al. 2019 (I); Codina-García et al. 2013 (I); Day 1980 (0); Furtado et al. 2016 (I); Neves et al. 2006 (I); Nicastro et al. 2018 (I)
Caspian Gull	<i>Larus cachinnans</i>				
Arctic Herring Gull	<i>Larus smithsonianus</i>	1	1	1	Day et al. 1985 (I); Harris et al. 2006 (E2); Moser & Lee 1992 (0); Seif et al. 2018 (I); Threlfall 1968 (I)
Iceland Gull	<i>Larus glaucooides</i>	0	1	1	Acampora et al. 2016 (0); Seif et al. 2018 (I)
Slaty-backed Gull	<i>Larus schistisagus</i>	1	0		Ceccarelli 2009 (E2); Hong et al. 2013 (E2)
Glaucous-winged Gull	<i>Larus glaucescens</i>	1	1	1	Avery-Gomm et al. 2013 (I); Baltz & Morejohn 1976 (I); Day 1980 (0); Day et al. 1985 (I); Lindborg et al. 2012 (I); Moore et al. 2009 (E2); Robards et al. 1995 (0)
Glaucous Gull	<i>Larus hyperboreus</i>	0	1		Day 1980 (I)
Great Black-backed Gull	<i>Larus marinus</i>	1	1	1	Acampora et al. 2016 (I); Camphuysen 2008 (E2); Day et al. 1985 (I); Gilliland et al. 2004 (I); Moser & Lee 1992 (0); Laist 1997 (E5); Lucas 1992 (E5); Seif et al. 2018 (I); Stienen & Van de walle 2010 (E2);
Aleutian Tern	<i>Onychoprion aleuticus</i>	0	0	1	Day 1980 (0)
Sooty Tern	<i>Onychoprion fuscatus</i>	1	1	1	Cartraud et al. 2019 (I); Ceccarelli 2009 (I); Henderson 1988 (E2); Moser & Lee 1992 (0); Rapp et al. 2017 (0); Roman et al. 2016 (0); Sileo et al. 1990 (I); Spear et al. 1995 (I); Tavares et al. 2017 (0)
Bridled Tern	<i>Onychoprion anaethetus</i>	0	1		Moser & Lee 1992 (I)
Grey-backed Tern	<i>Onychoprion lunatus</i>	0	0	1	Rapp et al. 2017 (0); Sileo et al. 1990 (0); Spear et al. 1995 (0)
Little Tern	<i>Sternula albifrons</i>	1	1	1	Ceccarelli 2009 (I); Roman et al. 2016 (0); Ryan 2018 (E2)
Saunders's Tern	<i>Sternula saundersi</i>				
Least Tern	<i>Sternula antillarum</i>	0	0	1	Moser & Lee 1992 (0)
Yellow-billed Tern	<i>Sternula superciliaris</i>				
Peruvian Tern	<i>Sternula lorata</i>	1	0		Thiel et al. 2011 (E2)
Fairy Tern	<i>Sternula nereis</i>	0	0	1	Roman et al. 2016 (0)
Damara Tern	<i>Sternula balaenarum</i>				
Large-billed Tern	<i>Phaetusa simplex</i>				
Common Gull-billed Tern	<i>Gelochelidon nilotica</i>	0	0	1	Moser & Lee 1992 (0)
Australian Gull-billed Tern	<i>Gelochelidon macrotarsa</i>				
Caspian Tern	<i>Hydroprogne caspia</i>	1	0	1	Ceccarelli 2009 (E2); Moore et al. 2009 (E2); Moser & Lee 1992 (0)
Inca Tern	<i>Larosterna inca</i>	1	0		Thiel et al. 2018 (E3)
Black-fronted Tern	<i>Chlidonias albostratus</i>				
Whiskered Tern	<i>Chlidonias hybrida</i>	1	0		Ryan 2018 (E4)
White-winged Tern	<i>Chlidonias leucopterus</i>				
Black Tern	<i>Chlidonias niger</i>	0	1	1	Moser & Lee 1992 (I); Spear et al. 1995 (0)
River Tern	<i>Sterna aurantia</i>				
Roseate Tern	<i>Sterna dougallii</i>	0	0	1	Tavares et al. 2017 (0)

Kühn & van Franeker - Online Supplement to 'Quantitative overview of marine debris ingested by marine megafauna'

English name	Scientific name	Ent	Ing	0	References
White-fronted Tern	<i>Sterna striata</i>				
Black-naped Tern	<i>Sterna sumatrana</i>				
South American Tern	<i>Sterna hirundinacea</i>	0	0	1	Tavares et al. 2017 (0)
Common Tern	<i>Sterna hirundo</i>	1	1		Braune & Gaskin 1982 (I); Bugoni & Vooren 2004 (I); Gochfield 1973 (E2); Moser & Lee 1992 (I); Onions & Rees 1992 (E2); Tavares et al. 2017 (I)
White-cheeked Tern	<i>Sterna repressa</i>				
Arctic Tern	<i>Sterna paradisaea</i>	1	0	1	Ainley et al. 1990a (0); Bergmann et al. 2017 (E2); Day 1980 (0); Moser & Lee 1992 (0)
Antarctic Tern	<i>Sterna vittata</i>	0	0	1	Ainley et al. 1990a (0)
Kerguelen Tern	<i>Sterna virgata</i>				
Forster's Tern	<i>Sterna forsteri</i>	1	0	1	Moser & Lee 1992 (0); Ryan 2018 (E2)
Snowy-crowned Tern	<i>Sterna trudeaui</i>	0	0	1	Tourinho et al. 2010 (0)
Black-bellied Tern	<i>Sterna acuticauda</i>				
Lesser Crested Tern	<i>Thalasseus bengalensis</i>				
Chinese Crested Tern	<i>Thalasseus bernsteini</i>				
Elegant Tern	<i>Thalasseus elegans</i>	1	0		Ryan 2018 (E2)
Sandwich Tern	<i>Thalasseus sandvicensis</i>	1	0	1	Moser & Lee 1992 (0); Onions & Rees 1992 (E2); Tavares et al. 2017 (0)
Royal Tern	<i>Thalasseus maximus</i>	1	0	1	Gochfield 1973 (E4); Moser & Lee 1992 (0); Tavares et al. 2017 (0)
Greater Crested Tern	<i>Thalasseus bergii</i>	1	0	1	Ceccarelli 2009 (E2); Gilbert et al. 2016 (0); Roman et al. 2016 (0); Ryan 1990b (E2)
Long-tailed Jaeger	<i>Stercorarius longicaudus</i>	0	1		Moser & Lee 1992 (I); Spear et al. 1995 (I)
Arctic Jaeger	<i>Stercorarius parasiticus</i>	0	1	1	Acampora et al. 2016 (I); Day 1980 (0); Moser & Lee 1992 (I)
Pomarine Jaeger	<i>Stercorarius pomarinus</i>	0	1	1	Day 1980 (0); Moser & Lee 1992 (I); Spear et al. 1995 (0)
Great Skua	<i>Catharacta skua</i>	1	1	1	Codina-García et al. 2013 (I); Hammer et al. 2016 (I); Moser & Lee 1992 (0); Ryan 2018 (E2); Ryan & Fraser 1988 (I)
South Polar Skua	<i>Catharacta maccormicki</i>	0	1		Ainley et al. 1990a (0); Slip 1990 (I)
Brown Skua	<i>Catharacta antarctica</i>	1	1	1	Auman et al. 2004 (I); Ceccarelli 2009 (I/E2); Furness 1985a (I); Grilli & Montalti 2012 (I); Nel & Nel 1999 (E2); Roman et al. 2016 (0)
Chilean Skua	<i>Catharacta chilensis</i>				
Rhinoceros Auklet	<i>Cerorhinca monocerata</i>	0	1	1	Avery-Gomm et al. 2013 (0); Baltz & Morejohn 1976 (I); Blight & Burger 1997 (0); Day 1980 (0); Robards et al. 1995 (0)
Tufted Puffin	<i>Fratercula cirrhata</i>	1	1	1	Avery-Gomm et al. 2013 (0); Blight & Burger 1997 (I); Day 1980 (I); DeGange & Newby 1980 (E4); Jones & Ferrero 1985 (E4); Robards et al. 1995 (I)
Atlantic Puffin	<i>Fratercula arctica</i>	1	1		Acampora et al. 2016 (I); Harris & Wanless 1994 (I); Onions & Rees 1992 (E2); Parslow & Jefferies 1972 (I); Provencher et al. 2014 (I)
Horned Puffin	<i>Fratercula corniculata</i>	1	1		Blight & Burger 1997 (I); Day 1980 (I); Jones & Ferrero 1985 (E4); Robards et al. 1995 (I)
Cassin's Auklet	<i>Ptychoramphus aleuticus</i>	0	1	1	Avery-Gomm et al. 2013 (0); Day 1980 (I); Floren & Shugart 2017 (I); Hipfner et al. 2017 (I); O'Hara et al. 2019 (I); Robards et al. 1995 (I)
Parakeet Auklet	<i>Aethia psittacula</i>	0	1		Bond et al. 2010 (I); Day 1980 (I); Pettit et al. 1981 (I); Robards et al. 1995 (I)
Least Auklet	<i>Aethia pusilla</i>	0	1	1	Day 1980 (I); Robards et al. 1995 (0)
Whiskered Auklet	<i>Aethia pygmaea</i>	0	1	1	Day 1980 (0); Robards et al. 1995 (0); Bond et al. 2010 (I)
Crested Auklet	<i>Aethia cristatella</i>	0	1	1	Day 1980 (0); Robards et al. 1995 (I)
Long-billed Murrelet	<i>Brachyramphus perdix</i>				
Marbled Murrelet	<i>Brachyramphus marmoratus</i>	0	0	1	Avery-Gomm et al. 2013 (0); Day 1980 (0); Robards et al. 1995 (0)
Kittlitz's Murrelet	<i>Brachyramphus brevirostris</i>	0	0	1	Day 1980 (0); Robards et al. 1995 (0)
Black Guillemot	<i>Cephus grylle</i>	1	0	1	Acampora et al. 2016 (0); Onions & Rees 1992 (E2); Poon et al. 2016 (0)
Pigeon Guillemot	<i>Cephus columba</i>	1	1		Avery-Gomm et al. 2013 (I); Day 1980 (I); Good et al. 2010 (E4)

Kühn & van Franeker - Online Supplement to 'Quantitative overview of marine debris ingested by marine megafauna'

English name	Scientific name	Ent	Ing	0	References
Spectacled Guillemot	<i>Cepphus carbo</i>				
Ancient Murrelet	<i>Synthliboramphus antiquus</i>	1	0	1	Avery-Gomm et al. 2013 (0); Day 1980 (0); Hong et al. 2013 (E2); Jones & Ferrero 1985 (E4); Robards et al. 1995 (0)
Japanese Murrelet	<i>Synthliboramphus wumizusume</i>				
Scripps's Murrelet	<i>Synthliboramphus scrippsi</i>				
Guadalupe Murrelet	<i>Synthliboramphus hypoleucus</i>	0	0	1	Blight & Burger 1997 (0)
Craveri's Murrelet	<i>Synthliboramphus craveri</i>				
Razorbill	<i>Alca torda</i>	1	1	1	Acampora et al. 2016 (0); Nicastro et al. 2018 (0); Onions & Rees 1992 (E2); Provencher et al. 2014 (0); Stienen & Van de walle 2010 (E2); Weir et al. 1997 (I)
Little Auk	<i>Alle alle</i>	0	1	1	Amélineau et al. 2016 (I); Avery-Gomm et al. 2016 (I); Day et al. 1985 (I); Fife et al. 2015 (I); Lydersen et al. 1989 (I); Pedersen & Falk 2001 (I); Perry et al. 2013 (I); Provencher et al. 2014 (0); Van Franeker 1983 (I)
Thick-billed Murre	<i>Uria lomvia</i>	1	1	1	Bond et al. 2013 (I); Day 1980 (I); Day et al. 1985 (I); Falk & Durinck 1993 (I); Heneman 1988 (I); Lucas 1992 (E5); Lydersen et al. 1989 (I); Poon et al. 2016 (0); Provencher et al. 2010 (I); Provencher et al. 2014 (0); Robards et al. 1995 (0)
Common Murre	<i>Uria aalge</i>	1	1	1	Acampora et al. 2016 (I); Avery-Gomm et al. 2013 (I); Blight & Burger 1997 (0); Bond et al. 2013 (I); Bourne 1976 (E2); Camphuysen 2008 (E2); Day 1980 (0); Federal Republic of Germany 1985 (E2); Good et al. 2010 (E4); Leopold et al. 2019 (I); Moore et al. 2009 (E4); Provencher et al. 2014 (0); Robards et al. 1995 (I); Stienen & Van de walle 2010 (E2); Weir et al. 1997 (I)
Marine Mammals					
Polar bear and Otters (Carnivora)					
Ursidae					
Polar bear	<i>Ursus maritimus</i>	1	0		Bergmann et al. 2017 (E2); Bjørke 2014 (E4)
Mustelidae					
Sea otter	<i>Enhydra lutris</i>	1	0		DeGange & Newby 1980 (E4); Moore et al. 2009 (E2)
Marine otter	<i>Lontra felina</i>	1	0		Thiel et al. 2018
Seals (Pinnipeds)					
Otariidae					
South American fur seal	<i>Arctocephalus australis</i>	1	1		Denuncio et al. 2017 (I); Fowler 1988 (E4); Franco-Trecu et al. 2017 (E5); Perez-Venegas et al. 2018 (I); Ramirez 1986 (E2)
New Zealand fur seal	<i>Arctocephalus forsteri</i>	1	1		Boren et al. 2006 (E5); Cawthorn 1985 (E5); Ceccarelli 2009 (I/E2); Fowler 1988 (E5); Jones 1995 (E2); Page et al. 2004 (E5); Pemberton 1993 (E2)
Galapagos fur seal	<i>Arctocephalus galapagoensis</i>				
Antarctic fur seal	<i>Arctocephalus gazella</i>	1	1	1	Arnould & Croxall 1995 (E5); Bonner & McCann 1982 (E5); Bravo Rebolledo & van Franeker 2015 (I/E2); Convey et al. 2002 (E2); Croxall et al. 1990 (E5); Eriksson & Burton 2003 (I); Hofmeyr et al. 2002 (E5); Hofmeyr et al. 2006 (E5); Hucke-Gaete et al. 1997 (E5); Payne 1979 (E2); Ryan et al. 2016b (0); Waluda & Staniland 2013 (E5)
Juan Fernandez fur seal	<i>Arctocephalus philippi</i>	1	1		Barcnas-De la Cruz et al. 2018 (E2); Cardenas & Cattán 1984 (E4); Carretta et al. 2014 (I/E5); Goldstein et al. 1999 (E5); Laist 1997 (E2); Moore et al. 2009 (E2)Thiel et al. 2011 (E2); Thiel et al. 2018 (E2)
Cape fur seal	<i>Arctocephalus pusillus</i>	1	1		Ceccarelli 2009 (I/E2); Jones 1995 (E2); Katsanevakis 2008 (E5); Lawson et al. 2015 (E5); McIntosh et al. 2015 (E5); Pemberton et al. 1992 (E2); Shaughnessy 1980 (E5); Slater 1992 (E5)
Subantarctic fur seal	<i>Arctocephalus tropicalis</i>	1	1	1	Ceccarelli 2009 (E2); Eriksson & Burton 2003 (I); Hofmeyr et al. 2002 (E5); Jones 1995 (E2); Ryan et al. 2016b (0)
Northern fur seal	<i>Callorhinus ursinus</i>	1	1		Baba et al. 1990 (E2); Barcnas-De la Cruz et al. 2018 (E2); Bengston et al. 1988 (E5); Carretta et al. 2014 (E5); DeLong et al. 1988 (E5); Donohue et al. 2019 (I); Fowler et al. 1990 (E5); Fowler et al. 1992 (E5); Hanni & Pyle 2000 (E4); Helker et al. 2015 (E5); Jackson 2012 (E2); Jackson 2013 (E2); Jackson 2014 (E2); Jackson & Sternfeld 2009 (E2); Kuzin 1990 (E2); Moore et al. 2009 (E2); Scordino 1985 (E5); Stewart & Yochem 1987 (E2)
Steller sea lion	<i>Eumetopias jubatus</i>	1	1		Barcnas-De la Cruz et al. 2018 (E2); Calkins 1985 (E5); Hanni & Pyle 2000 (E5); Helker et al. 2015 (E5); Jackson 2011 (E2); Jackson 2012 (E2); Jackson 2013 (E2); Jackson 2014 (E2); Jackson & Sternfeld 2009 (E2); Loughlin 1986 (E3); Manville 1990 (E5); Mate 1985 (I); Moore et al. 2009 (E2); Raum-Suryan et al. 2009 (E5); Sternfeld 2004 (E2)

Kühn & van Franeker - Online Supplement to 'Quantitative overview of marine debris ingested by marine megafauna'

English name	Scientific name	Ent	Ing	0	References
Australian sea lion	<i>Neophoca cinerea</i>	1	0		Ceccarelli 2009 (E2); Jones 1995 (E2); Page et al. 2004 (E5)
South American sea lion	<i>Otaria flavescens</i>	1	0		Franco-Trecu et al. 2017 (E5); Ramirez 1984 (E2); Ramirez 1986 (E2); Thiel et al. 2018 (E2)
New Zealand sea lion	<i>Phocarctos hookeri</i>	1	1		Cawthorn 1985 (E2); McMahon et al. 1999 (I)
California/Galapagos /Japanese sea lion	<i>Zalophus californianus</i>	1	1		Aurioles-Gamboa et al. 2003 (E2); Barcenas-De la Cruz et al. 2018 (E2); Carretta et al. 2014 (I/E5); Goldstein et al. 1999 (E5); Good et al. 2010 (E4); Hanni & Pyle 2000 (E5); Harcourt et al. 1994 (E5); Heneman 1985 (E2); Laist 1997 (E2); Moore et al. 2009 (E5); Stewart & Yochem 1987 (E5); Zavala-González & Mellink 1997 (E2)
Galapagos sea lion	<i>Zalophus wollebaeki</i>				
Walrus	<i>Odobenus rosmarus</i>				
Phocidae					
Hooded seal	<i>Cystophora cristata</i>				
Bearded seal	<i>Erignathus barbatus</i>	1	0		Bergmann et al. 2017 (E2)
Grey seal	<i>Halichoerus grypus</i>	1	1		Allen et al. 2012 (E5); Bogomolni et al. 2010 (E2); Fowler 1988 (E2); Lucas 1992 (E5); Nelms et al. 2019 (I); Osinga & t Hart 2006 (I); Unger et al. 2017 (I/E2)
Ribbon seal	<i>Histiophoca fasciata</i>				
Leopard seal	<i>Hydrurga leptonyx</i>	1	0		Ceccarelli 2009 (E2); Jenkin 1990 (E2); Jones 1995 (E2); Slater 1991 (E2)
Weddell seal	<i>Leptonychotes weddellii</i>				
Crabeater seal	<i>Lobodon carcinophaga</i>				
Southern elephant seal	<i>Mirounga leonina</i>	1	0		Campagna et al. 2007 (E5); Ceccarelli 2009 (E2); Hofmeyr et al. 2002 (E5); Ramirez 1986 (E2)
Northern elephant seal	<i>Mirounga angustirostris</i>	1	1		Barcenas-De la Cruz et al. 2018 (E2); Carretta et al. 2014 (I/E5); Goldstein et al. 1999 (E5); Hanni & Pyle 2000 (E5); Heneman 1985 (E2); Mate 1985 (I); Moore et al. 2009 (E4); Moore et al. 2013b (E4); Stewart & Yochem 1987 (E5)
Mediterranean monk seal	<i>Monachus monachus</i>	1	1		Gots et al. 1992 (E2); Salman et al. 2001 (I)
Hawaiian monk seal	<i>Monachus schauinslandi</i>	1	0		Carretta et al. 2009 (E5); Donohue & Foley 2007 (E2); Fowler 1988 (E5); Henderson 1984 (E4); Henderson 1990 (E5); Henderson 2001 (E5)
Ross seal	<i>Ommatophoca rossii</i>				
Harp seal	<i>Pagophila groenlandica</i>	1	1		Bogomolni et al. 2010 (I); Fowler 1988 (E5); Waring et al. 2004 (I)
Harbour seal	<i>Phoca vitulina</i>	1	1		Barcenas-De la Cruz et al. 2018 (E2); Bergmann et al. 2017 (E2); Bogomolni et al. 2010 (E2); Bravo Rebolledo et al. 2013 (I); Carretta et al. 2013 (I); Carretta et al. 2014 (E5); Fowler 1988 (E2); Goldstein et al. 1999 (E5); Good et al. 2010 (E4); Hanni & Pyle 2000 (E5); Helker et al. 2015 (E2); Jackson 2011 (E2); Jackson 2012 (E2); Lucas 1992 (E5); Moore et al. 2009 (E5); Nelms et al. 2019 (I); Osinga & t Hart 2006 (I); Stermfeld 2004 (E2); Stermfeld 2006 (E2); Stewart & Yochem 1987 (E4); Unger et al. 2017 (I/E5)
Largha seal	<i>Phoca largha</i>				
Ringed seal	<i>Phoca hispida</i>	1	0		Jackson 2011 (E2); Jackson & Stermfeld 2009 (E2); Stermfeld 2004 (E2)
Baleen whales (Mysticeti)					
Balaenidae					
Bowhead whale	<i>Balaena mysticetus</i>	1	1		Finley 2001 (I); Jackson 2011 (E2); Lowry 1993 (I); Philo et al. 1992 (E2); Stermfeld 2004 (E2); Stermfeld 2005 (E2)
North Atlantic right whale	<i>Eubalaena glacialis</i>	1	0		Cassoff et al. 2011 (E2); Knowlton et al. 2012 (E2); Kraus 1990 (E2); Moore et al. 2013a (E2); Waring et al. 2004 (E2)
North Pacific right whale	<i>Eubalaena japonica</i>				
Southern right whale	<i>Eubalaena australis</i>	1	0		Cawthorn 1985 (E2); Ceccarelli 2009 (E2); Jones 1995 (E2); Kemper et al. 2008 (E2)
Neobalaenidae					

Kühn & van Franeker - Online Supplement to 'Quantitative overview of marine debris ingested by marine megafauna'

English name	Scientific name	Ent	Ing	0	References
Pygmy right whale	<i>Caperea marginata</i>	1	1		Baulch & Perry 2014 (I); Ceccarelli 2009 (E2)
Eschrichtiidae					
Gray whale	<i>Eschrichtius robustus</i>	1	0		Carretta et al. 2013 (E2); Gulland et al. 2005 (E2); Hare & Mead 1987 (E2); Heyning & Lewis 1990 (E2); Jackson 2010 (E2); Jackson 2012 (E2); Jackson 2013 (E2); Le Boeuf et al. 2000 (E3); Sternfeld 2005 (E2)
Balaenopteridae					
Common minke whale	<i>Balaenoptera acutorostrata</i>	1	1		Cassoff et al. 2011 (E2); Cawthorn 1985 (I); Ceccarelli 2009 (E2); De Pierrepont et al. 2005 (I); Deville et al. 2010 (E2); Heyning & Lewis 1990 (E2); Mauger et al. 2002 (I); Northridge et al. 2010 (E2); Puig-Lozano et al. 2018 (I); Tarpley & Marwitz 1993 (I); Waring et al. 2004 (E2)
Antarctic minke whale	<i>Balaenoptera bonaerensis</i>	1	0		Thiel et al. 2018 (E2)
Sei whale	<i>Balaenoptera borealis</i>	0	1		Groc 2015 (I)
Bryde's whale	<i>Balaenoptera edeni</i>	1	1		Abreo et al. 2019b (I); Cassoff et al. 2011 (E2); Ceccarelli 2009 (I/E); Haynes & Limpus 2000 (I)
Blue whale	<i>Balaenoptera musculus</i>	0	1		Baxter 2009 (I)
Omura's whale	<i>Balaenoptera omurai</i>				
Fin whale	<i>Balaenoptera physalus</i>	1	1	0	Arbelo et al. 2013 (I); Bravo Rebolledo et al. 2016 (0); Jackson 2013 (E2); Lusher et al. 2017 (I); Puig-Lozano et al. 2018 (I); Sadove & Morreale 1990 (I); Waring et al. 2004 (E2)
Humpback whale	<i>Megaptera novaeangliae</i>	1	1		Besseling et al. 2015 (I); Bogomolni et al. 2010 (E2); Capella Alzueta et al. 2001 (E2); Cassoff et al. 2011 (E2); Ceccarelli 2009 (E2); Greenland & Limpus 2007 (E2); Helker et al. 2015 (E2); Heyning & Lewis 1990 (E2); Jackson 2014 (E2); Jackson 2013 (E2); Jackson 2012 (E2); Jackson 2011 (E2); Jackson 2010 (E2); Jackson & Sternfeld 2009 (E2); Lusher et al. 2017 (I); Moore et al. 2009 (E2); Sternfeld 2006 (E2); Sternfeld 2005 (E2); Sternfeld 2004; Thiel et al. 2018 (E2); Waring et al. 2004 (E2)
Toothed whales (Odontoceti)					
Physeteridae					
Sperm whale	<i>Physeter macrocephalus</i>	1	1		Abreo et al. 2019b (I); Carretta et al. 2013 (I); De Stephanis et al. 2013 (I); Evans & Hindell 2004 (I); Fernández et al. 2009 (I); Hansen et al. 2016 (I); Jackson 2013 (E2); Jacobsen et al. 2010 (I); Laist 1997 (E2); Martin & Clarke 1986 (I); Mate 1985 (I); Mazzariol et al. 2011 (I); Moore et al. 2009 (E2); Poncet et al. 2000 (I); Puig-Lozano et al. 2018 (I); Roberts 2003 (I); Sadove & Morreale 1990 (I/E3); Spence 1994 (I); Unger et al. 2016 (I); Walker & Coe 1990 (I); Waring et al. 2004 (E2)
Kogiidae					
Pygmy sperm whale	<i>Kogia breviceps</i>	0	1		Abreo et al. 2019b (I); Barros et al. 1990 (I); Fernández et al. 2009 (I); Nelms et al. 2019 (I); Poncet et al. 2000 (I); Puig-Lozano et al. 2018 (I); Sadove & Morreale 1990 (I); Scott et al. 2001 (I); Stamper et al. 2006 (I); Tarpley 1990 (I); Walker & Coe 1990 (I)
Dwarf sperm whale	<i>Kogia sima</i>	0	1		Abreo et al. 2019b (I); Barros et al. 1990 (I); Walker & Coe 1990 (I)
Ziphiidae					
Arnoux's beaked whale	<i>Berardius arnuxii</i>				
Baird's beaked whale	<i>Berardius bairdii</i>	0	1		Walker & Coe 1990 (I)
Northern bottlenose whale	<i>Hyperoodon ampullatus</i>	0	1		Baird & Hooker 2000 (I); Deville et al. 2010 (I); Fernández et al. 2014 (I)
Southern bottlenose whale	<i>Hyperoodon planifrons</i>				
Longman's beaked whale	<i>Indopacetus pacificus</i>	0	1		Garrigue et al. 2016 (I); Kaladharan et al. 2014 (I); Yamada et al. 2012c (I)
Sowerby's beaked whale	<i>Mesoplodon bidens</i>	0	1		Deville et al. 2010 (I); Lusher et al. 2017 (I); Puig-Lozano et al. 2018 (I)
Andrew's beaked whale	<i>Mesoplodon bowdoini</i>				

Kühn & van Franeker - Online Supplement to 'Quantitative overview of marine debris ingested by marine megafauna'

English name	Scientific name	Ent	Ing	0	References
Hubbs' beaked whale	<i>Mesoplodon carlhubbsi</i>	0	1		Yamada et al. 2012b (I)
Gervais' beaked whale	<i>Mesoplodon europaeus</i>	0	1		Fernández et al. 2009 (I); Puig-Lozano et al. 2018 (I); Walker & Coe 1990 (I); Waring et al. 2004 (I)
Ginkgo-toothed beaked whale	<i>Mesoplodon ginkgodens</i>	0	1		Baulch & Perry 2014 (I)
Gray's beaked whale	<i>Mesoplodon grayi</i>	0	1		Baulch & Perry 2014 (I)
Hector's beaked whale	<i>Mesoplodon hectori</i>				
Deraniyagala's beaked whale	<i>Mesoplodon hotaula</i>	0	1		Abreo et al. 2016a (I)
Strap-toothed beaked whale	<i>Mesoplodon layardii</i>				
True's beaked whale	<i>Mesoplodon mirus</i>	0	1		DeSouza et al. 2005 (I); Lusher et al. 2015 (I); Lusher et al. 2017 (I)
Perrin's beaked whale	<i>Mesoplodon perrini</i>				
Pygmy beaked whale	<i>Mesoplodon peruvianus</i>				
Stejneger's beaked whale	<i>Mesoplodon stejnegeri</i>	0	1		Tajima et al. 2007 (I); Walker & Hanson 1999 (I); Yamada et al. 2012a (I)
Spade-toothed whale	<i>Mesoplodon traversii</i>				
Blainville's beaked whale	<i>Mesoplodon densirostris</i>	0	1		Abreo et al. 2019b (I); Laist 1997 (I); Puig-Lozano et al. 2018 (I); Secchi & Zarzur 1999 (I); Walker & Coe 1990 (I)
Sheperd's beaked whale	<i>Tasmacetus shepherdi</i>				
Cuvier's beaked whale	<i>Ziphius cavirostris</i>	1	1		Arbelo et al. 2013 (I/E2); Coleman & Wehle 1984 (I); Lusher et al. 2017 (I); Poncelet et al. 2000 (I); Puig-Lozano et al. 2018 (I); Santos et al. 2001 (I); Santos et al. 2007 (I); Walker & Coe 1990 (I); Waring et al. 2004 (E2)
Pontoporiidae					
Franciscana	<i>Pontoporia blainvillei</i>	0	1		Denuncio et al. 2011 (I); Di Benedetto & Ramos 2014 (I); Laist 1997 (E2); Pinedo 1982 (I)
Monodontidae					
Beluga	<i>Delphinapterus leucas</i>	1	0		Helker et al. 2015 (E2); Jackson 2011 (E2); Jackson 2012 (E2); Jackson 2013 (E2); Jackson 2014 (E2); Sternfeld 2005 (E2)
Narwhal	<i>Monodon monoceros</i>	0	1		Haelters et al. 2018 (I)
Delphinidae					
Commerson's dolphin	<i>Cephalorhynchus commersonii</i>				
Chilean dolphin	<i>Cephalorhynchus eutropia</i>				
Heaviside's dolphin	<i>Cephalorhynchus heavisidii</i>				
Hector's dolphin	<i>Cephalorhynchus hectori</i>				
Common dolphin	<i>Delphinus delphis</i>	1	1		Carretta et al. 2014 (I); Ceccarelli 2009 (E2); Deaville et al. 2010 (I); Hernandez-Gonzalez et al. 2018 (I); Jones 1995 (E2); Lusher et al. 2017 (I); Nelms et al. 2019 (I); Puig-Lozano et al. 2018 (I); Walker & Coe 1990 (I)
Pygmy killer whale	<i>Feresa attenuata</i>				
Short-finned pilot whale	<i>Globicephala macrorhynchus</i>	0	1	1	Abreo et al. 2019b (I); Barros et al. 1997 (I); Puig-Lozano et al. 2018 (0); Walker & Coe 1990 (I)
Long-finned pilot whale	<i>Globicephala melas</i>	0	1	1	IJsseldijk et al. 2015 (0); Laist 1997 (I); Poncelet et al. 2000 (I)
Risso's dolphin	<i>Grampus griseus</i>	0	1		Abreo et al. 2019b (I); González et al. 1994 (I); Henderson 1988 (I); Laist 1997 (I); Lusher et al. 2017 (I); Nelms et al. 2019 (I); Poncelet et al. 2000 (I); Puig-Lozano et al. 2018 (I); Shoham-Frider et al. 2002 (I); Thiel et al. 2018 (I); Walker & Coe 1990 (I)

Kühn & van Franeker - Online Supplement to 'Quantitative overview of marine debris ingested by marine megafauna'

English name	Scientific name	Ent	Ing	0	References
Fraser's dolphin	<i>Lagenodelphis hosei</i>	0	1		Fernández et al. 2009 (I); Puig-Lozano et al. 2018 (I)
Atlantic white-sided dolphin	<i>Lagenorhynchus acutus</i>	0	1		Nelms et al. 2019 (I)
White-beaked dolphin	<i>Lagenorhynchus albirostris</i>	0	1		Baird & Hooker 2000 (I); Nelms et al. 2019 (I)
Peale's dolphin	<i>Lagenorhynchus australis</i>				
Hourglass dolphin	<i>Lagenorhynchus cruciger</i>				
Pacific white-sided dolphin	<i>Lagenorhynchus obliquidens</i>	0	1		Caldwell et al. 1965 (I); Walker & Coe 1990 (I)
Dusky dolphin	<i>Lagenorhynchus obscurus</i>				
Northern right whale dolphin	<i>Lissodelphis borealis</i>	0	1		Walker & Coe 1990
Southern right whale dolphin	<i>Lissodelphis peronii</i>				
Irrawaddy dolphin	<i>Orcaella brevirostris</i>	0	1		Baulch & Perry 2014 (I)
Australian snubfin dolphin	<i>Orcaella heinsohni</i>	1	0		Ceccarelli 2009 (E2)
Killer whale	<i>Orcinus orca</i>	1	1	1	Baird & Hooker 2000 (I); Cawthorn 1985 (E2); Heise et al. 2003 (I); Lusher et al. 2017 (I); Puig-Lozano et al. 2018 (0)
Melon-headed whale	<i>Peponocephala electra</i>	0	1		Abreo et al. 2019b (I); Dos Santos Costa et al. 2012 (I)
False killer whale	<i>Pseudorca crassidens</i>	0	1	1	Barros et al. 1990 (I); Puig-Lozano et al. 2018 (0)
Atlantic humpback dolphin	<i>Sousa teuszii</i>				
Indo-Pacific humpback dolphin	<i>Sousa chinensis</i>	1	1		Ceccarelli 2009 (E2); Zhu et al. 2019 (I)
Indian Ocean humpback dolphin	<i>Sousa plumbea</i>				
Australian humpback dolphin	<i>Sousa sahalensis</i>				
Tucuxi	<i>Sotalia fluviatilis</i>	1	1		Azevedo et al. 2009 (E2); Geise & Gomes 1992 (I); Laist 1997 (E2)
Guiana river dolphin	<i>Sotalia guianensis</i>	0	1		Di Benedetto & Ramos 2014 (I); Geise & Gomes 1992 (I); Guimarães et al. 2013 (I)
Pantropical spotted dolphin	<i>Stenella attenuata</i>	0	1		Baird & Hooker 2000 (I)
Clymene dolphin	<i>Stenella clymene</i>				
Striped dolphin	<i>Stenella coeruleoalba</i>	0	1		Arbelo et al. 2013 (I); Fernández et al. 2009 (I); Lusher et al. 2017 (I); Nelms et al. 2019 (I); Poncelet et al. 2000 (I); Pribanic et al. 1999 (I); Puig-Lozano et al. 2018 (I); Walker & Coe 1990 (I)
Atlantic spotted dolphin	<i>Stenella frontalis</i>	0	1		Arbelo et al. 2013 (I); Puig-Lozano et al. 2018 (I)
Spinner dolphin	<i>Stenella longirostris</i>				
Rough-toothed dolphin	<i>Steno bredanensis</i>	0	1		Abreo et al. 2019b (I); De Meirelles & do Rego Barros 2011 (I); Puig-Lozano et al. 2018 (I); Walker & Coe 1990 (I)
Indo-Pacific bottlenose dolphin	<i>Tursiops aduncus</i>	1	0		Bossley 2004 (E2); Ceccarelli 2009 (E2); Chatto & Warneke 2000 (E2)
Common bottlenose dolphin	<i>Tursiops truncatus</i>	1	1		Adimey et al. 2014 (I); Barco et al. 2010 (E2); Barros et al. 1990 (I); Ceccarelli 2009 (I/E2); Deaville et al. 2010 (I); González et al. 1994 (I); Gorzelany 1998 (I); Jones 1995 (E2); Mann et al. 1995 (E4); McFee et al. 2006 (E3); Levy et al. 2009 (I); Lusher et al. 2017

Kühn & van Franeker - Online Supplement to 'Quantitative overview of marine debris ingested by marine megafauna'

English name	Scientific name	Ent	Ing	0	References
					(I); Milani et al. 2017 (I); Nelms et al. 2019 (I); Puig-Lozano et al. 2018 (I); Schwartz et al. 1992 (I); Walker & Coe 1990 (I); Wells et al. 1998 (E3)
Phocoenidae					
Indo-Pacific finless porpoise	<i>Neophocaena phocaenoides</i>	0	1		Baird & Hooker 2000 (I)
Narrow-ridged finless porpoise	<i>Neophocaena asiaorientalis</i>	0	1		Xiong et al. 2018 (I)
Spectacled porpoise	<i>Phocoena dioptrica</i>				
Harbour porpoise	<i>Phocoena phocoena</i>	1	1	1	Baird & Hooker 2000 (I); Bogomolni et al. 2010 (I); Carretta et al. 2013 (E4); Deaville et al. 2010 (I); Good et al. 2010 (E4); Hare & Mead 1987 (E2); Jackson 2010 (E2); Jackson 2011 (E2); Jackson 2013 (E2); Jackson 2014 (E2); Jackson & Sternfeld 2009 (E2); Kastelein & Lavaleije 1992 (I); Lusher et al. 2017 (I); Nelms et al. 2019 (I); Puig-Lozano et al. 2018 (0); Sternfeld 2004 (E2); Tonay et al. 2007 (I); Unger et al. 2017 (I/E); Van Franeker et al. 2018 (I); Walker & Coe 1990 (I)
Vaquita	<i>Phocoena sinus</i>				
Burmeister's porpoise	<i>Phocoena spinipinnis</i>	0	1		Baulch & Perry 2014 (I)
Dall's porpoise	<i>Phocoenoides dalli</i>	1	1		DeGange & Newby 1980 (E4); Jackson 2010 (E2); Jackson & Sternfeld 2009 (E2); Jones & Ferrero 1985 (E4); Sternfeld 2004 (E2); Walker & Coe 1990 (I)
Manatees and Dugongs (Sirenia)					
West Indian/Florida manatee	<i>Trichechus manatus</i>	1	1		Adimey et al. 2014 (I); Attademo et al. 2015 (I); Beck & Barros 1991 (I/E3); Bossart et al. 2004 (I); Mignucci-Giannoni et al. 2000 (I); O'Shea et al. 1985 (E2); US Fish and Wildlife Service 2009 (E2)
West African manatee	<i>Trichechus senegalensis</i>				
Dugong	<i>Dugong dugon</i>	1	1		Ceccarelli 2009 (I/E2)
Reptiles					
Turtles					
Cheloniidea					
Loggerhead turtle	<i>Caretta caretta</i>	1	1	1	Allen 1992 (I); Balazs 1985 (I/E2); Bane 1992 (I); Barreiros & Raykov 2014(E2); Başkale et al. 2018 (I); Bjørndal et al. 1994 (I); Bolten & Bjørndal 1991 (E2); Boyle & Limpus 2008 (I); Brongersma 1972 (I); Bugoni et al. 2001 (I); Camedda et al. 2014 (I); Campani et al. 2013 (I); Cannon 1998 (I); Casale et al. 2016 (I); Ceccarelli 2009 (I/E2); Clukey et al. 2017 (I); De Carvalho et al. 2015 (I); Di Benedetto et al. 2015 (I); Domènech et al. 2019 (I); Duguy et al. 1997 (I); Duronslet et al. 1991 (I); Frick et al. 2001 (I); Frick et al. 2009 (I); Fukuoka et al. 2016 (I); Gramentz 1988 (I); Hoarau et al. 2014 (I); Hughes 1970 (I); Hughes 1974 (I); Kaska et al. 2004 (I); Laist 1997 (E2); Lazar & Gracan 2011 (I); López-Jurado et al. 2003 (E2); Matiddi et al. 2017 (I); Müller et al. 2012 (E4); Nicolau et al. 2016 (I); Orós et al. 2016 (I/E2); Parker et al. 2005 (I); Pham et al. 2017 (I); Plotkin & Amos 1990 (I/E3); Plotkin et al. 1993 (I); Rabalais & Rabalais 1980 (E2); Reis et al. 2010 (0); Rizzi et al. 2019 (I); Ryan et al. 2016a (I); Sadove & Morreale 1990 (I/E3); Salvador 1978 (I); Shoop & Ruckdeschel 1989 (I); Stanley et al. 1988 (I); Teas & Witzell 1994 (E5); Thiel et al. 2018 (E4); Tomás et al. 2002 (I); Townsend 2011 (I); Van Nierop & Den Hartog 1984 (I); Wedemeyer-Strombel et al. 2015 (I); White et al. 2018 (I); Wilcox et al. 2015 (E4); Witherington 1994 (I); Witzell & Teas 1994 (I/E2)
Kemp's ridley turtle	<i>Lepidochelys kempii</i>	1	1	1	Balazs 1985 (I/E2); Bjørndal et al. 1994 (0); Burke et al. 1994 (I); Cannon 1998 (I); Duronslet et al. 1991 (I); Plotkin & Amos 1990 (I/E3); Sadove & Morreale 1990 (0/E3); Shaver 1991 (I); Shoop & Ruckdeschel 1989 (I); Stanley et al. 1988 (I); Teas & Witzell 1994 (E5); Witherington et al. 2012 (I); Witzell & Teas 1994 (E2)
Olive ridley turtle	<i>Lepidochelys olivacea</i>	1	1	1	Afelin & Puleloa 1982 (E2); Balazs 1985 (E2); Behera et al. 2015 (I); Ceccarelli 2009 (I/E2); Chatto et al. 1995 (E4); Clukey et al. 2017 (I); De Carvalho et al. 2015 (0); Gunn et al. 2010 (E4); Jensen et al. 2013 (E4); Mascarenhas et al. 2004 (I); Poli et al. 2014 (I); Reis et al. 2010 (0); Remie & Mortimer 2007 (E2); Rizzi et al. 2019 (I); Robinson & Figgner 2015 (I); Santos et al. 2012 (E3); Stelfox & Hudgins 2015 (E4); Thiel et al. 2018 (I/E3); Wedemeyer-Strombel et al. 2015 (I); Wilcox et al. 2013 (E4); Wilcox et al. 2015 (E4); Work & Balazs 2002 (I)

English name	Scientific name	Ent	Ing	0	References
Green turtle	<i>Chelonia mydas</i>	1	1	1	Abreo et al. 2016b (I); Abreo et al. 2019b (I); Awabdi et al. 2013 (I); Balazs 1980 (E2); Balazs 1983 (I); Balazs 1985 (I/E5); Balazs 1980 (I); Başkale et al. 2018 (0); Bjørndal et al. 1994 (I); Boyle & Limpus 2008 (I); Bugoni et al. 2001 (I); Cannon 1998 (I); Caron et al. 2018 (I); Ceccarelli 2009 (I/E2); Chatto et al. 1995 (E4); Clukey et al. 2017; Colferai et al. 2017 (I); Da Silva Mendes et al. 2015 (I); De Carvalho et al. 2015 (I); Di Benedetto & Awabdi 2014 (I); Duguy et al. 1997 (I); Duronslet et al. 1991 (I); Ferreira et al. 2006 (I); Foley et al. 2007 (I); Fukuoka et al. 2016 (I); González Carman et al. 2014 (I); Guebert-Bartholo et al. 2011 (I); Gunn et al. 2010 (E4); Hays-Brown & Brown 1982 (I); Henderson 1984 (E4); Hildebrand 1980 (E2); Hirth 1971 (I); Jerdy et al. 2017 (I); Laist 1997 (E2); Macedo et al. 2011 (I); Mascarenhas et al. 2004 (I); Meylan 1978 (I); Mooney & Naughton 1981 (E2); Parra et al. 2011 (I); Plotkin & Amos 1990 (I); Poli et al. 2015 (I); Quiñones et al. 2010 (I); Quiñones et al. 2015 (I); Reis et al. 2010 (I/E2); Rosolem Lima et al. 2018 (I); Sadove & Morreale 1990 (I/E3); Santos et al. 2015 (I); Schuyler et al. 2012 (I); Seminoff et al. 2002 (I); Stahelin et al. 2012 (I); Stamper et al. 2009 (I); Stanley et al. 1988 (I); Stelfox & Hudgins 2015 (E4); Teas & Witzell 1994 (E5); Tourinho et al. 2010 (I); Vélez-Rubio et al. 2018 (I); Wedemeyer-Strombel et al. 2015 (I); White et al. 2018 (I); Wilcox et al. 2013 (E4); Wilcox et al. 2015 (E4); Williams et al. 2014 (I); Witherington et al. 2012 (I); Witzell & Teas 1994 (I/E2); Yaghtmour et al. 2018 (I)
Hawksbill turtle	<i>Eretmochelys imbricata</i>	1	1	1	Almengor & Avila 1994 (I); Balazs 1978 (E5); Balazs 1985 (I); Broadrick 1982 (E2); Carr & Stancyk 1975 (I); Ceccarelli 2009 (I/E2); De Carvalho et al. 2015 (0); Den Hartog 1980 (I); Fletcher 1982 (E2); Gunn et al. 2010 (E4); Hildebrand 1980 (I); Macedo et al. 2011 (I); Meylan 1978 (I); Plotkin & Amos 1990 (I/E3); Poli et al. 2015 (I); Rizzi et al. 2019 (I); Schuyler et al. 2012 (I); Stelfox & Hudgins 2015 (E4); Teas & Witzell 1994 (E5); Thiel et al. 2018 (I); Townsend 2011 (I); White et al. 2018 (I); Wilcox et al. 2013 (E4); Wilcox et al. 2015 (E4); Witzell & Teas 1994 (I/E2); Wolf 1982 (E2)
Flatback turtle	<i>Natator depressis</i>	1	1		Ceccarelli 2009 (E2); Chatto et al. 1995 (I/E4); Gunn et al. 2010 (E4); Townsend 2011 (I); Wilcox et al. 2013 (E4); Wilcox et al. 2015 (E4);
Dermodochelyidae					
Leatherback turtle	<i>Dermochelys coriacea</i>	1	1	1	Abreo et al. 2019b (I); Balazs 1985 (I/E2); Barreiros & Barcelos 2001 (I); Brongersma 1972 (I); Bugoni et al. 2001 (I); Cawthorn 1985 (I); Ceccarelli 2009 (I/E2); Clukey et al. 2017 (0); Davenport et al. 1993 (I); De Carvalho et al. 2015 (0); Den Hartog & Van Nierop 1984 (I); Duguy 1983 (E2); Duguy et al. 1980 (I); Duguy & Duron 1981 (I); Duron & Duron 1980 (E2); Eckert & Luginbuhl 1988 (I); Fritts 1982 (I); Hughes 1974 (I); Innis et al. 2010 (I); Katsanevakis 2008 (I); Lee & Palmer 1981 (E2); Lucas 1992 (I); Moore et al. 2009 (E2); Mrosovsky et al. 2009 (I); Plot & Georges 2010 (I); Plotkin & Amos 1990 (E3); Poppi et al. 2012 (I); Reis et al. 2010 (I); Rizzi et al. 2019 (I); Rosolem Lima et al. 2018 (I); Russo et al. 2014 (I/E4); Sadove 1980 (I); Sadove & Morreale 1990 (I/E3); Schoelkopf 1981 (I); Stelfox & Hudgins 2015 (E4); Teas & Witzell 1994 (E5); Uchida 1990 (I); Wedemeyer-Strombel et al. 2015 (0); Witzell & Teas 1994 (I/E2)
Sea snakes					
Squamata					
Olive headed sea snake	<i>Disteria major</i>	1	0		Ceccarelli 2009 (E2)
Elegant sea snake	<i>Hydrophis elegans</i>	1	0		Udyawer et al. 2013 (E4)
Fish					
Elasmobranchii					
Hexanchiformes					
Sixgill shark	<i>Hexanchus griseus</i>	1	0		Good et al. 2010 (E4)
Orectolobiformes					
Nurse shark	<i>Ginglymostoma cirratum</i>	1			López-Jurado et al. 2003 (E2)
Leopard shark	<i>Stegostoma fasciatum</i>	0	1		Ceccarelli 2009 (I/E2)
Whale shark	<i>Rhincodon typus</i>	0	1		Abreo et al. 2019a (I); Haetrakul et al. 2009 (I); Sampaio et al. 2018 (I)
Lamniformes					
Bigeye thresher shark	<i>Alopias superciliosus</i>	0	1		Benjamin et al. 2014 (I)
Ragged-tooth shark/ Grey nurse shark	<i>Carcharias taurus</i>	1	1		Ceccarelli 2009 (I/E2); Cliff et al. 2002 (I/E4); Laist 1997 (I/E2)

Kühn & van Franeker - Online Supplement to 'Quantitative overview of marine debris ingested by marine megafauna'

English name	Scientific name	Ent	Ing	0	References
Great white shark	<i>Carcharodon carcharias</i>	1	1		Cliff et al. 2002 (E4); Laist 1997 (I/E4)
Basking shark	<i>Cetorhinus maximus</i>	1	0		IWDG 2007 (E2)
Shortfin mako shark	<i>Isurus oxyrinchus</i>	1	1		Cliff et al. 2002 (I/4); Laist 1997 (I); Mucientes & Queiroz 2019 (I); Wegner & Cartamil 2012 (E4)
Salmon shark	<i>Lamna ditropis</i>	1	0		DeGange & Newby 1980 (E4); Jones & Ferrero 1985 (E4); Laist 1997 (E2)
Porbeagle shark	<i>Lamna nasus</i>	1	1		Joyce et al. 2002 (I); Lucas 1992 (E4)
Carcharhiniformes					
Grey reef shark	<i>Carcharhinus amblyrhynchos</i>	1	0		Ceccarelli 2009 (E2)
Pigeye shark	<i>Carcharhinus amboinensis</i>	1	0	1	Cliff et al. 2002 (0/E4)
Copper shark	<i>Carcharhinus brachyurus</i>	1	1		Cliff et al. 2002 (I/E4); Laist 1997 (E4)
Spinner shark	<i>Carcharhinus brevipinna</i>	1	0	1	Cliff et al. 2002 (0/E4); Laist 1997 (E4)
Galapagos shark	<i>Carcharhinus galapagensis</i>	1	0		Thiel et al. 2018 (E4)
Bull shark	<i>Carcharhinus leucas</i>	0	1		Cliff et al. 2002 (I/E4)
Blacktip shark	<i>Carcharhinus limbatus</i>	1	1		Cliff et al. 2002 (I/E4); Laist 1997 (E4)
Black-tip reef shark	<i>Carcharhinus melanopterus</i>	1	0		Ceccarelli 2009 (E2)
Dusky shark	<i>Carcharhinus obscurus</i>	1	1		Cliff et al. 2002 (I/E4); Laist 1997 (I/E4); Misaki 1999 (E4); Stevens 1984 (E4)
Sandbar shark	<i>Carcharhinus plumbeus</i>	1	1		Cliff et al. 2002 (I/E4); Laist 1997 (E4)
Tiger shark	<i>Galeocerdo cuvier</i>	1	1		Cliff et al. 2002 (I/E4); Gudger 1949 (I); Laist 1997 (I/E4); Lowe et al. 1996 (I); Randall 1992 (I); Simpfendorfer et al. 2001 (I); Stevens & McLoughlin 1991 (I)
Tope shark	<i>Galeorhinus galeus</i>	1	0		López-Jurado et al. 2003 (E2)
Blackmouth catshark	<i>Galeus melastomus</i>	0	1		Alomar & Deudero 2017 (I); Anastasopoulou et al. 2013 (I); Cartes et al. 2016 (I)
Dusky smooth-hound	<i>Mustelus canis</i>	0	0	1	Pegado et al. 2018 (0)
Smalleye smooth-hound	<i>Mustelus higmani</i>	0	0	1	Pegado et al. 2018 (0)
Blue shark	<i>Prionace glauca</i>	1	1		Bernardini et al. 2018 (I); Colmenero et al. 2017 (E4); Markaida & Sosa-Nishizaki 2010 (I); Mucientes & Queiroz 2019 (I/E5); Thiel et al. 2018 (I)
Brazilian sharpnose shark	<i>Rhizoprionodon lalandii</i>	1	1		Miranda & de Carvalho-Souza 2016 (I); Sazima et al. 2002 (E4)
Atlantic sharpnose shark	<i>Rhizoprionodon terraenovae</i>	0	1		Delorenzo et al. 2014 (I)
Lesser spotted dogfish	<i>Scyliorhinus canicula</i>	0	1	1	Alomar & Deudero 2017 (0); Anastasopoulou et al. 2013 (0); Bellas et al. 2016 (I); López-López et al. 2018 (I); McGoran et al. 2018 (I); Neves et al. 2015 (I); Smith 2018 (I)
Scalloped hammerhead	<i>Sphyrna lewini</i>	1	1		Cliff et al. 2002 (I/E4)
Great hammerhead shark	<i>Sphyrna mokarran</i>	1	0	1	Cliff et al. 2002 (0/E4)
Bonnethead	<i>Sphyrna tiburo</i>	0	1		Pegado et al. 2018 (I)
Smooth hammerhead	<i>Sphyrna zygaena</i>	1	1		Cliff et al. 2002 (I/E4); Laist 1997 (I)
Squaliformes					
Picked dogfish	<i>Squalis acanthias</i>	1	0		Carr 1986 (E4); Carr et al. 1985 (E4); Gilardi et al. 2010 (E4)
Pacific spiny dogfish	<i>Squalus suckleyi</i>	1	0		Jones & Ferrero 1985 (E4)
Gulper shark	<i>Centrophorus granulosus</i>	0	0	1	Anastasopoulou et al. 2013 (0)
Portuguese dogfish	<i>Centroscymnus coelolepis</i>	0	1		Cartes et al. 2016 (I)
Birdbeak dogfish	<i>Deania calcea</i>	0	0	1	López-López et al. 2018 (0)
Velvet belly	<i>Etmopterus spinax</i>	0	1	1	Alomar & Deudero 2017 (I); Anastasopoulou et al. 2013 (I); Cartes et al. 2016 (I); López-López et al. 2018 (0)
Knifetooth dogfish	<i>Scymnodon ringens</i>	0	0	1	López-López et al. 2018 (0)

English name	Scientific name	Ent	Ing	0	References
Greenland shark	<i>Somniosus microcephalus</i>	0	1		Leclerc et al. 2012 (I); Nielsen et al. 2013 (I)
Spiny dogfish shark	<i>Squalus acanthias</i>	0	1	1	Anastasopoulou et al. 2013 (0); Avio et al. 2015 (I)
Longnose spurdog	<i>Squalus blainville</i>	0	1		Anastasopoulou et al. 2013 (I)
Pristiiformes					
Small-tooth sawfish	<i>Pristis pectinata</i>	1	0		Seitz & Poulakis 2006 (E5)
Torpediniformes					
Brazilian electric ray	<i>Narcine brasiliensis</i>	0	1		Pegado et al. 2018 (I)
Rajiformes					
Sand ray	<i>Leucoraja circularis</i>	0	0	1	López-López et al. 2018 (0)
Cuckoo ray	<i>Leucoraja naevus</i>	0	1		López-López et al. 2018 (I)
Mediterranean starry ray	<i>Raja asterias</i>	0	1		Neves et al. 2015 (I)
Thornback ray	<i>Raja clavata</i>	1	1	1	Akyol & Aydin 2018 (E3); Anastasopoulou et al. 2013 (0); López-López et al. 2018 (0); McGoran et al. 2018 (I)
Spotted ray	<i>Raja montagui</i>	0	0	1	López-López et al. 2018 (0)
Longnosed skate	<i>Raja oxyrinchus</i>	0	0	1	Anastasopoulou et al. 2013 (0)
Myliobatiformes					
Southern stingray	<i>Dasyatis americana</i>	0	0	1	Miranda & de Carvalho-Souza 2016 (0)
Estuary sting ray	<i>Dasyatis fluviatorum</i>	1	0		Ceccarelli 2009 (E2)
Manta ray	<i>Manta birostris</i>	1	0		Ceccarelli 2009 (E2)
Pelagic stingray	<i>Pteroplatytrygon violacea</i>	0	1		Anastasopoulou et al. 2013 (I)
Cownose ray	<i>Rhinoptera bonasus</i>	0	0	1	Pegado et al. 2018 (0)
Holocephali					
Chimaeriformes					
Rabbit fish	<i>Chimaera monstrosa</i>	0	0	1	Alomar & Deudero 2017 (0)
Spotted ratfish	<i>Hydrolagus colliei</i>	1	0		Gilardi et al. 2010 (E4); Good et al. 2010 (E4)
Actinopterygii					
Amiiformes					
Bowfin	<i>Amia calva</i>	1	0		Bilkovic et al. 2014 (E4); Havens et al. 2011 (E4)
Anguilliformes					
European eel	<i>Anguilla anguilla</i>	0	1		McGoran et al. 2018 (I); Steer et al. 2017 (I)
American eel	<i>Anguilla rostrata</i>	1	0		Bilkovic et al. 2014 (E4); Havens et al. 2011 (E4)
European conger	<i>Conger conger</i>	0	1	1	Anastasopoulou et al. 2013 (0); López-López et al. 2018 (I)
Southern conger	<i>Conger verreauxi</i>	0	0	1	Cannon et al. 2016 (0)
Guayana pike-conger	<i>Cynoponticus savanna</i>	0	0	1	Pegado et al. 2018 (0)
Ocellated moray	<i>Gymnothorax ocellatus</i>	0	0	1	Pegado et al. 2018 (0)
Blackfin sorcerer	<i>Mettastoma melanurum</i>	0	0	1	Anastasopoulou et al. 2013 (0)
Daggertooth pike conger	<i>Muraenesox cinereus</i>	0	1		Jabeen et al. 2017 (I)
Slender snipe eel	<i>Nemichthys scolopaceus</i>	0	1		Lusher et al. 2016 (I)
Blackfin sorcerer	<i>Nettastoma melanurum</i>	0	1		Cartes et al. 2016 (I)
Dusky snake eel	<i>Ophichthus cylindroideus</i>	0	0	1	Pegado et al. 2018 (0)
Spotted snake eel	<i>Ophichthus ophis</i>	0	0	1	Pegado et al. 2018 (0)
Stout sawpalate	<i>Serrivomer beanii</i>	0	1		Wieczorek et al. 2018 (I)
Clupeiformes					

Kühn & van Franeker - Online Supplement to 'Quantitative overview of marine debris ingested by marine megafauna'

English name	Scientific name	Ent	Ing	0	References
Twait shad	<i>Alosa fallax</i>	0	1		Neves et al. 2015 (I)
Sharp-nose sardin	<i>Amblygaster clupeioides</i>	0	1		Sivadas et al. 2016 (I)
Slender anchovy	<i>Anchoa januaria</i>	0	1		Vendel et al. 2017 (I)
Marini's anchovy	<i>Anchoa marinii</i>	0	0	1	Vendel et al. 2017 (0)
Zabaleta anchovy	<i>Anchovia clupeioides</i>	0	0	1	Vendel et al. 2017 (0)
Atlantic menhaden	<i>Brevoortia tyrannus</i>	1	0		Bilkovic et al. 2014 (E4); Havens et al. 2011 (E4)
Pacific anchoveta	<i>Cetengraulis mysticetus</i>	0	1		Ory et al. 2018 (I)
Atlantic herring	<i>Clupea harengus</i>	1	1	1	Budimir et al. 2018 (I); Breen 1990 (E4); Carpenter et al. 1972 (I); Collard et al. 2015 (I); Collard et al. 2017 (I); Day 1988 (I); Foekema et al. 2013 (I); Lenz et al. 2016 (I); Rummel et al. 2016 (0)
Pacific herring	<i>Clupea pallasii</i>	0	1		Hipfner et al. 2018 (I)
Japanese grenadier anchovy	<i>Coilia ectenes</i>	0	1		Jabeen et al. 2017 (I)
Osbeck's grenadier anchovy	<i>Coilia mystus</i>	0	1		Su et al. 2019 (I)
Japanese grenadier anchovy	<i>Coilia nasus</i>	0	1		Su et al. 2019 (I)
Australian anchovy	<i>Engraulis australis</i>	0	0	1	Cannon et al. 2016 (0)
European anchovy	<i>Engraulis encrasicolus</i>	0	1		Collard et al. 2015 (I); Collard et al. 2017 (I); Compa et al. 2018 (I); Lefebvre et al. 2019 (I)
Japanese anchovy	<i>Engraulis japonicus</i>	0	1		Tanaka & Takada 2016 (I)
Pacific anchovy	<i>Engraulis mordax</i>	0	1		Rochman et al. 2015 (I)
Anchoveta	<i>Engraulis ringens</i>	0	1		Ory et al. 2018 (I)
Sandy sprat	<i>Hyperlophus vittatus</i>	0	0	1	Cannon et al. 2016 (0)
Atlantic sabretooth anchovy	<i>Lycengraulis grossidens</i>	0	1		Vendel et al. 2017 (I)
Pacific thread herring	<i>Opisthonema libertate</i>	0	1		Ory et al. 2018 (I)
Atlantic thread herring	<i>Opisthonema oglinum</i>	1	1		Nunes et al. 2018 (E4); Vendel et al. 2017 (I)
Bahia spat	<i>Rhinosardinia bahiensis</i>	0	1		Vendel et al. 2017 (I)
South American pilchard	<i>Sardinops sagax</i>	0	0	1	Ory et al. 2018 (0)
European pilchard	<i>Sardina pilchardus</i>	0	1		Anastasopoulou et al. 2018 (I); Avio et al. 2015 (I); Collard et al. 2015 (I); Collard et al. 2017 (I); Compa et al. 2018 (I); Digka et al. 2018 (I); Güven et al. 2017 (I); Lefebvre et al. 2019 (I)
Silver-stripe round herring	<i>Spratelloides gracilis</i>	0	1		Rochman et al. 2015 (I)
European sprat	<i>Sprattus sprattus</i>	0	1		Budimir et al. 2018 (I); Hermsen et al. 2017 (I); Zouter Vanpoucke 2015 (I)
Commerson's anchovy	<i>Stolephorus commersonnii</i>	0	1		Kripa et al. 2014 (I)
Silverside	<i>Stolephorus heterolobus</i>	0	1		Tahir & Rochman 2015 (I)
Araucanian herring	<i>Strangomera bentincki</i>	0	1	1	Ory et al. 2018 (0); Pozo et al. 2019 (I)
Siluriformes					
Hardhead catfish	<i>Ariopsis felis</i>	1	0		Anderson & Alford 2014 (E4)
Coco sea catfish	<i>Bagre bagre</i>	0	1		Pegado et al. 2018 (I)
Gafftopsail sea catfish	<i>Bagre marinus</i>	0	1		Pegado et al. 2018 (I)
Catfish	<i>Cathorops agassizii</i>	1	1		Possatto et al. 2011 (I/E3)
Catfish	<i>Cathorops spixii</i>	0	1		Possatto et al. 2011 (I); Vendel et al. 2017 (I)

English name	Scientific name	Ent	Ing	0	References
Guri sea catfish	<i>Genidens genidens</i>	0	1		Dantas et al. 2019 (I)
Thomas sea catfish	<i>Notarius grandicassis</i>	0	0	1	Pegado et al. 2018 (0)
Catfish	<i>Sciades herzbergii</i>	0	1	1	Possatto et al. 2011 (I); Vendel et al. 2017 (0)
Osmeriformes					
Risso's smooth-head	<i>Alepocephalus rostratus</i>	0	0	1	Cartes et al. 2016 (0)
Greater argentine	<i>Argentina silus</i>	0	1		Murphy et al. 2017 (I)
Capelin	<i>Mallotus villosus</i>	1	0	1	Liboiron et al. 2019 (0); Stevens et al. 2000 (E4)
European smelt	<i>Osmerus eperlanus</i>	0	1		McGoran et al. 2017 (I)
Bluntsnout smooth-head	<i>Xenodermichthys copei</i>	0	1		Lusher et al. 2016 (I)
Salmoniformes					
Pink salmon	<i>Oncorhynchus gorbuscha</i>	0	1		Day 1988 (I)
Chum salmon	<i>Oncorhynchus keta</i>	1	0		DeGange & Newby 1980 (E4)
Coho salmon	<i>Oncorhynchus kisutch</i>	1	0		DeGange & Newby 1980 (E4)
Chinook salmon	<i>Oncorhynchus tshawytscha</i>	0	1		Collicutt et al. 2019 (I); Rochman et al. 2015 (I)
Atlantic salmon	<i>Salmo salar</i>	0	0	1	Liboiron et al. 2019 (0)
Brown trout	<i>Salmo trutta</i>	0	1		Karlsson et al. 2017 (I)
Stomiiformes					
Pacific hatchet fish	<i>Argyropelecus affinis</i>	0	0	1	Davison & Asch 2011 (0)
Half-naked hatchetfish	<i>Argyropelecus hemigymnus</i>	0	0	1	Davison & Asch 2011 (0)
Indo-Pacific snaggletooth	<i>Astronesthes indopacifica</i>	0	1		Boerger et al. 2010 (I)
Benttooth bristlemouth	<i>Cyclothone acclinidens</i>	0	0	1	Davison & Asch 2011 (0)
Deep-water bristlemouth	<i>Cyclothone atraria</i>	0	0	1	Davison & Asch 2011 (0)
Tan bristlemouth	<i>Cyclothone pallida</i>	0	0	1	Davison & Asch 2011 (0)
Slender bristlemouth	<i>Cyclothone pseudopallida</i>	0	0	1	Davison & Asch 2011 (0)
Bottlelights	<i>Danaphos oculatus</i>	0	0	1	Davison & Asch 2011 (0)
Bristlemouth	<i>Gonostoma denudatum</i>	0	1		Wieczorek et al. 2018 (I)
Pacific blackdragon	<i>Idiacanthus antrostomus</i>	0	1		Davison & Asch 2011 (I)
	<i>Maurolicus mucronatus</i>	0	1		Baalkhuyur et al. 2018 (I)
Pearlsides	<i>Maurolicus muelleri</i>	0	1		Lusher et al. 2016 (I)
Diaphanous hatchetfish	<i>Sternoptyx diaphana</i>	0	1		Davison & Asch 2011 (I)
Highlight hatchetfish	<i>Sternoptyx pseudobscura</i>	0	1		Davison & Asch 2011 (I)
Scaly dragonfish	<i>Stomias boa boa</i>	0	1		Lusher et al. 2016 (I); Wieczorek et al. 2018 (I)
	<i>Vinciguerrria mabahiss</i>	0	0	1	Baalkhuyur et al. 2018 (0)
Aulopiformes					
Longnose lancetfish	<i>Alepisurus ferox</i>	0	1		Choy & Drazen 2013 (I); Fujieda et al. 2008 (I); Jantz et al. 2013 (I); Kubota 1990 (I)
Spotted barracudina	<i>Arctozenus risso</i>	0	1		Lusher et al. 2016 (I)
Bombay-duck	<i>Harpadon nehereus</i>	0	1		Jabeen et al. 2017 (I); Su et al. 2019 (I)
Greater lizardfish	<i>Saurida tumbil</i>	0	1		Abbasi et al. 2018 (I)
Brushtooth lizardfish	<i>Saurida undosquamis</i>	0	1		Güven et al. 2017 (I)

Kühn & van Franeker - Online Supplement to 'Quantitative overview of marine debris ingested by marine megafauna'

English name	Scientific name	Ent	Ing	0	References
Barracudina	<i>Sudis hyalina</i>	0	0	1	Anastasopoulou et al. 2013 (0)
Myctophiformes					
Glacier lanternfish	<i>Benthoosema glaciale</i>	0	1		Lusher et al. 2016 (I); Wieczorek et al. 2018 (I)
Skinnycheek lanternfish	<i>Benthoosema pterotum</i>	0	1		Baalkhuyur et al. 2018 (I)
Popeye lampfish	<i>Bolinichthys longipes</i>	0	0	1	Davison & Asch 2011 (0)
Andre's lanternfish	<i>Centrobranchus andreae</i>	0	1		Van Noord 2013 (I)
Warming's lanternfish	<i>Ceratoscopelus warmingii</i>	0	0	1	Davison & Asch 2011 (0)
Andersen's lanternfish	<i>Diaphus anderseni</i>	0	1		Davison & Asch 2011 (I)
	<i>Diaphus fulgens</i>	0	1		Davison & Asch 2011 (I)
Spothead lanternfish	<i>Diaphus metopoclampus</i>	0	1		Romeo et al. 2016 (I)
Bolin's lanternfish	<i>Diaphus phillipsi</i>	0	1		Davison & Asch 2011 (I)
White-spotted lanternfish	<i>Diaphus rafinesquii</i>	0	1		Wieczorek et al. 2018 (I)
Longfin lanternfish	<i>Diogenichthys atlanticus</i>	0	0	1	Davison & Asch 2011 (0)
Electric lanternfish	<i>Electrona risso</i>	0	1		Romeo et al. 2016 (I)
Nichol's lanternfish	<i>Gymnoscopelus nicholsi</i>	0	0	1	Cannon et al. 2016 (0)
Benoit's lanternfish	<i>Hygophum benoiti</i>	0	1		Romeo et al. 2016 (I)
Firefly lanternfish	<i>Hygophum proximum</i>	0	0	1	Davison & Asch 2011 (0)
Reinhardt's lanternfish	<i>Hygophum reinhardtii</i>	0	1	1	Boerger et al. 2010 (I); Davison & Asch 2011 (0)
Sunbeam lampfish	<i>Lampadena urophaos</i>	0	0	1	Davison & Asch 2011 (0)
Jewel lanternfish	<i>Lampanyctus crocodilus</i>	0	0	1	Lusher et al. 2016 (0)
Rakery beaconlamp	<i>Lampanyctus macdonaldi</i>	0	1		Wieczorek et al. 2018 (I)
Cocco's lanternfish	<i>Lobianchia gemellarii</i>	0	1		Davison & Asch 2011 (I)
	<i>Loweina interrupta</i>	0	1		Boerger et al. 2010 (I)
Golden lanternfish	<i>Myctophum auro lanternatum</i>	0	1		Boerger et al. 2010 (I)
	<i>Myctophum lychnobium</i>	0	1		Van Noord 2013 (I)
Pearly lanternfish	<i>Myctophum nitidulum</i>	0	1		Davison & Asch 2011 (I)
Spotted lanternfish	<i>Myctophum punctatum</i>	0	1	1	Lusher et al. 2016 (0); Romeo et al. 2016 (I); Wieczorek et al. 2018 (I)
	<i>Nannobranchium fernae</i>	0	0	1	Davison & Asch 2011 (0)
	<i>Nannobranchium hawaiiensis</i>	0	0	1	Davison & Asch 2011 (0)
Pinpoint lampfish	<i>Nannobranchium regale</i>	0	0	1	Davison & Asch 2011 (0)
Topside lampfish	<i>Notolychnus valdiviae</i>	0	0	1	Davison & Asch 2011 (0)
Lancet fish	<i>Notoscopelus kroyeri</i>	0	1		Lusher et al. 2016 (I)
Patchwork lampfish	<i>Notoscopelus resplendens</i>	0	0	1	Davison & Asch 2011 (0)
Bigfin lanternfish	<i>Symbolophorus californiensis</i>	0	1		Boerger et al. 2010 (I)
Evermann's lanternfish	<i>Symbolophorus evermanni</i>	0	1		Van Noord 2013 (I)
Deepwater lanternfish	<i>Taaningichthys bathyphilus</i>	0	1		Davison & Asch 2011 (I)
Lampriformes					
Southern opah	<i>Lampris immaculatus</i>	0	1		Jackson et al. 2000 (I)

Kühn & van Franeker - Online Supplement to 'Quantitative overview of marine debris ingested by marine megafauna'

English name	Scientific name	Ent	Ing	0	References
Gadiformes					
Atlantic wolf fish	<i>Anarhichas lupus</i>	0	1		Prokhorova & Krivosheya 2013 (I)
Polar cod	<i>Boreogadus saida</i>	0	1		Kühn et al. 2018 (I); Morgana et al. 2018 (I)
Five-beard rockling	<i>Ciliata mustela</i>	0	1		Kartar et al. 1976 (I)
Roundnose grenadier	<i>Coryphaenoides rupestris</i>	0	0	1	Murphy et al. 2017 (0)
Acoupa weakfish	<i>Cynoscion acoupa</i>	0	1		Ferreira et al. 2016 (I); Ferreira et al. 2018 (I)
Fourbeard rockling	<i>Enchelyopus cimbrius</i>	0	1		Bour et al. 2018 (I)
Pacific cod	<i>Gadus macrocephalus</i>	1	0		High 1985 (E4); Stevens et al. 2000 (E4)
Atlantic cod	<i>Gadus morhua</i>	0	1	1	Bråte et al. 2016 (I); Brothers 1989 (E2); Carr et al. 1985 (E4); Foekema et al. 2013 (I); Gudger 1938 (E4); Hoss & Settle 1990 (I); Jawad et al. 2016 (I); Lenz et al. 2016 (I); Liboiron et al. 2016 (I); Liboiron et al. 2019 (I); Lucas 1992 (E2); McGoran et al. 2018 (0); Prokhorova & Krivosheya 2013 (E2); Rummel et al. 2016 (I)
Bigeye rockling	<i>Gaidropsaurus macrophthalmus</i>	0	0	1	López-López et al. 2018 (0)
Haddock	<i>Melanogrammus aeglefinus</i>	0	1		Foekema et al. 2013 (I); McGoran et al. 2018 (I)
Whiting	<i>Merlangius merlangus</i>	0	1		Foekema et al. 2013 (I); Lusher et al. 2013 (I); McGoran et al. 2018 (I); Steer et al. 2017 (I)
South Pacific hake	<i>Merluccius gayi</i>	0	1		Pozo et al. 2019 (I)
European hake	<i>Merluccius merluccius</i>	0	1	1	Anastasopoulou et al. 2013 (0); Avio et al. 2015 (I); Bellas et al. 2016 (I); Giani et al. 2019 (I); López-López et al. 2018 (0); Neves et al. 2015 (I)
Blue whiting	<i>Micromesistius poutassou</i>	0	1	1	Anastasopoulou et al. 2013 (0); Hoss & Settle 1990 (I); López-López et al. 2018 (I); Lusher et al. 2013 (I); Murphy et al. 2017 (0)
Spanish ling	<i>Molva macrophthalmus</i>	0	0	1	Anastasopoulou et al. 2013 (0); López-López et al. 2018 (0)
Ling	<i>Molva molva</i>	0	0	1	Murphy et al. 2017 (0)
Common mora	<i>Mora moro</i>	0	1	1	Anastasopoulou et al. 2013 (0); Cartes et al. 2016 (I)
Greater forkbeard	<i>Phycis blennoides</i>	0	0	1	Anastasopoulou et al. 2013 (0); Cartes et al. 2016 (0); López-López et al. 2018 (0)
Pollack	<i>Pollachius pollachius</i>	0	0	1	Murphy et al. 2017 (0)
Pollock	<i>Pollachius virens</i>	0	1		Carpenter et al. 1972 (I); Day 1988 (I); Hoss & Settle 1990 (I)
Roughsnout grenadier	<i>Trachyrincus scabrus</i>	0	1		Cartes et al. 2016 (I)
Norway pout	<i>Trisopterus esmarkii</i>	0	1		Bour et al. 2018 (I)
Pouting	<i>Trisopterus luscus</i>	0	1		López-López et al. 2018 (I); McGoran et al. 2018 (I)
Poor cod	<i>Trisopterus minutus</i>	0	1	1	López-López et al. 2018 (0); Lusher et al. 2013 (I); McGoran et al. 2018 (0); Steer et al. 2017 (I)
Ophidiiformes					
Picuca	<i>Cataetys laticeps</i>	0	1		Cartes et al. 2016 (I)
Batrachoidiformes					
Pacuma toadfish	<i>Batrachoides surinamensis</i>	0	0	1	Pegado et al. 2018 (0)
Gulf toadfish	<i>Opsanus beta</i>	1	0		Anderson & Alford 2014 (E4)
Oyster toadfish	<i>Opsanus tau</i>	1	0		Bilkovic et al. 2014 (E4); Havens et al. 2011 (E4); Voss et al. 2015 (E)
Lophiiformes					
American angler/ Goosefish	<i>Lophius americanus</i>	0	1		Perry et al. 2013 (I)
Blackbellied angler	<i>Lophius budegassa</i>	0	0	1	López-López et al. 2018 (0)
Angler	<i>Lophius piscatorius</i>	0	1	1	López-López et al. 2018 (0); Neves et al. 2015 (I)
Atheriniformes					
Brazilian silversides	<i>Atherinella brasiliensis</i>	0	1		Vendel et al. 2017 (I)
Jacksmelt	<i>Atherinopsis californiensis</i>	0	1		Rochman et al. 2015 (I)
	<i>Basilichthys australis</i>	0	1		Pozo et al. 2019 (I)
Atlantic silverside	<i>Menidia menidia</i>	0	1		Carpenter et al. 1972 (I); Day et al. 1985 (I)

English name	Scientific name	Ent	Ing	0	References
Chilean silverside	<i>Odontesthes regia</i>	0	1		Ory et al. 2018 (I)
Cyprinodontiformes					
Striped killifish	<i>Fundulus majalis</i>	1	0		Bilkovic et al. 2014 (E4)
Cypriniformes					
Spotted steed	<i>Hemibarbus maculatus</i>	0	1		Su et al. 2019 (I)
Beloniformes					
Flying fish	<i>Cheilopogon pitcairnensis</i>	0	1		Markic et al. 2018 (I)
Easter island flyingfish	<i>Cheilopogon rapanouiensis</i>	0	1		Chagnon et al. 2018 (I); Thiel et al. 2018 (I)
Short-nosed flyingfish	<i>Cheilopogon simus</i>	0	1		Garnier et al. 2019 (I)
Whitetip flyingfish	<i>Cheilopogon xenopterus</i>	0	1		Van Noord 2013 (I)
Pacific saury	<i>Cololabis saira</i>	0	1		Boerger et al. 2010 (I)
Barbel flyingfish	<i>Exocoetus monocirrhus</i>	0	1		Van Noord et al. 2013 (I)
Tropical two-wing flyingfish	<i>Exocoetus volitans</i>	0	1		Van Noord et al. 2013 (I)
Banded flyingfish	<i>Hirundichthys marginatus</i>	0	1		Van Noord et al. 2013 (I)
Asian pencil halfbeak	<i>Hyporhamphus intermedius</i>	0	1		Jabeen et al. 2017 (I)
Southern sea garfish	<i>Hyporhamphus melanochir</i>	0	0	1	Cannon et al. 2016 (0)
Slender halfbeak	<i>Hyporhamphus roberti</i>	0	1		Vendel et al. 2017 (I)
Common halfbeak	<i>Hyporhamphus unifasciatus</i>	0	0	1	Vendel et al. 2017 (0)
Garfish	<i>Hyporhamphus ihi</i>	0	0	1	Markic et al. 2018 (0)
Bigwing halfbeak	<i>Oxyporhamphus micropterus</i>	0	1		Van Noord et al. 2013 (I)
Sailor flyingfish	<i>Prognichthys sealei</i>	0	1		Van Noord et al. 2013 (I)
Tringa flyingfish	<i>Prognichthys tringa</i>	0	1		Van Noord et al. 2013 (I)
Beryciformes					
Brick soldierfish	<i>Myripristis amaena</i>	0	0	1	Forrest & Hindell 2018 (0)
Sammara squirrelfish	<i>Neoniphon sammara</i>	0	1		Baalkhuyur et al. 2018 (I)
Sabre squirrelfish	<i>Sargocentron spiniferum</i>	0	0	1	Baalkhuyur et al. 2018 (0)
Zeiformes					
John dory	<i>Zeus faber</i>	0	1	1	López-López et al. 2018 (0); Lusher et al. 2013 (I); Neves et al. 2015 (I)
Gasterosteiformes					
Three-spined stickleback	<i>Gasterosteus aculeatus</i>	0	0	1	Budimir et al. 2018 (0)
Scorpaeniformes					
Hooknose	<i>Agonus cataphractus</i>	0	0	1	McGoran et al. 2018 (0)
Red gurnard	<i>Aspitrigla cuculus</i>	0	1		Lusher et al. 2013 (I)
Red gurnard	<i>Chelidonichthys cuculus</i>	0	1	1	López-López et al. 2018 (I); McGoran et al. 2018 (0)
Grey gurnard	<i>Chelidonichthys gurnardus</i>	0	0	1	López-López et al. 2018 (0)
Bluefin gurnard	<i>Chelidonichthys kumu</i>	0	1		Markic et al. 2018 (I)
Tub gurnard	<i>Chelidonichthys lucerna</i>	0	1	1	Anastasopoulou et al. 2013 (0); Avio et al. 2015 (I); López-López et al. 2018 (0)
Longfin gurnard	<i>Chelidonichthys obscurus</i>	0	0	1	López-López et al. 2018 (0)
Grey gurnard	<i>Eutrigla gurnardus</i>	0	0	1	Foekema et al. 2013 (0)
Blackbelly rosefish	<i>Helicolenus dactylopterus</i>	0	0	1	Anastasopoulou et al. 2013 (0); López-López et al. 2018 (0)
Red Irish lord	<i>Hemilepidotus hemilepidotus</i>	1	0		Good et al. 2010 (E4)

English name	Scientific name	Ent	Ing	0	References
Perciformes					
Scissortail sergeant	<i>Abudefduf sexfasciatus</i>	0	0	1	Baalkhuyur et al. 2018 (0)
Blackspot sergeant	<i>Abudefduf sordidus</i>	0	1		Forrest & Hindell 2018 (I)
Wahoo	<i>Acanthocybium solanderi</i>	0	1		Manooch & Hogarth 1983 (I)
Yellowfin bream	<i>Acanthopagrus australis</i>	0	1		Halstead et al. 2018 (I)
Blue tang surgeonfish	<i>Acanthurus coeruleus</i>	0	0	1	Miranda & de Carvalho-Souza 2016 (0)
Black surgeonfish	<i>Acanthurus gahm</i>	0	1		Baalkhuyur et al. 2018 (I)
Whitebar surgeonfish	<i>Acanthurus leucopareius</i>	1	0		Thiel et al. 2018 (E3)
Lined surgeonfish	<i>Acanthurus lineatus</i>	0	1		Markic et al. 2018 (I)
Sohal surgeonfish	<i>Acanthurus sohal</i>	0	0	1	Baalkhuyur et al. 2018 (0)
Sand lance	<i>Ammodytes personatus</i>	0	1		Hipfner et al. 2018 (I)
Sand eel	<i>Ammodytes tobianus</i>	0	1		Welden et al. 2018 (I)
Black margate	<i>Anisotremus surinamensis</i>	0	0	1	Pegado et al. 2018 (0)
Porkfish	<i>Anisotremus virginicus</i>	0	0	1	Pegado et al. 2018 (0)
Black scabbardfish	<i>Aphanopus carbo</i>	0	0	1	López-López et al. 2018 (0); Murphy et al. 2017 (0)
	<i>Aplodactylus punctatus</i>	0	1		Pozo et al. 2019 (I); Thiel et al. 2018 (I)
Sheepshead	<i>Archosargus probatocephalus</i>	1	0		Anderson & Alford 2014 (E4); Bilkovic et al. 2014 (E4); Havens et al. 2011 (E4); Voss et al. 2015 (E)
Meagre	<i>Argyrosomus regius</i>	0	1		Güven et al. 2017 (I)
Shade-fish	<i>Argyrosomus regius</i>	0	1		Neves et al. 2015 (I)
Stargazer	<i>Astroscopeus guttatus</i>	1	0		Bilkovic et al. 2014 (E4); Havens et al. 2011 (E4)
Frigate tuna	<i>Auxis thazard</i>	0	1		Alshawafi et al. 2018 (I)
Silver perch	<i>Bairdiella chrysoura</i>	1	0		Anderson & Alford 2014 (E4)
Ground croaker	<i>Bairdiella ronchus</i>	0	0	1	Pegado et al. 2018 (0)
Great blue spotted mudskipper	<i>Boleophthalmus pectinirostris</i>	0	1		Su et al. 2019 (I)
Bogue	<i>Boops boops</i>	0	1		Nadal et al. 2016 (I); Neves et al. 2015 (I)
Southern rays bream	<i>Brama australis</i>	0	1		Thiel et al. 2018 (I)
Atlantic pomfret	<i>Brama brama</i>	0	1	1	Anastasopoulou et al. 2013 (0); Neves et al. 2015 (I)
Pacific pomfret	<i>Brama japonica</i>	0	1		Day 1988 (I)
Horsehead tilefish	<i>Branchiostegus japonicus</i>	0	1		Jabeen et al. 2017 (I)
Common dragonet	<i>Callionymus lyra</i>	0	1	1	López-López et al. 2018 (0); Lusher et al. 2013 (I); Steer et al. 2017 (I)
Japanese darter dragonet	<i>Callionymus planus</i>	0	1		Jabeen et al. 2017 (I)
Blue runner	<i>Caranx crysos</i>	0	1	1	Güven et al. 2017 (I); Miranda & de Carvalho-Souza 2016 (0); Pegado et al. 2018 (0)
Crevalle jack	<i>Caranx hippos</i>	0	1		Pegado et al. 2018 (I)
Horse-eye jack	<i>Caranx latus</i>	0	0	1	Vendel et al. 2017 (0)
Bluefin trevally	<i>Caranx melampygus</i>	0	0	1	Forrest & Hindell 2018 (0)
Brassy trevally	<i>Caranx papuensis</i>	0	1		Markic et al. 2018 (I)
Bigeye trevally	<i>Caranx sexfasciatus</i>	0	0	1	Forrest & Hindell 2018 (0)
Fat snook	<i>Centropomus parallelus</i>	0	1		De Tarso Chavez 2010 (I)
Black seabass	<i>Centropristis striata</i>	1	0		Bilkovic et al. 2014 (E4); Havens et al. 2011 (E4); Voss et al. 2015 (E)
Peacock hind	<i>Cephalopholis argus</i>	0	0	1	Baalkhuyur et al. 2018 (0)
Redband fish	<i>Cepola macrophthalma</i>	0	1		Lusher et al. 2013 (I)
Atlantic spadefish	<i>Chaetodipterus faber</i>	1	1	1	Anderson & Alford 2014 (E4); Bilkovic et al. 2014 (E4); Pegado et al. 2018 (0); Peters et al. 2017 (I); Vendel et al. 2017 (I)

Kühn & van Franeker - Online Supplement to 'Quantitative overview of marine debris ingested by marine megafauna'

English name	Scientific name	Ent	Ing	0	References
Blacktail butterflyfish	<i>Chaetodon austriacus</i>	0	1		Baalkhuyur et al. 2018 (I)
Peruvian morwong	<i>Cheilodactylus variegatus</i>	0	0	1	Thiel et al. 2018 (0)
Daisy parrotfish	<i>Chlorurus sordidus</i>	0	1		Forrest & Hindell 2018 (I)
Big head croaker	<i>Collichthys lucidus</i>	0	1		Jabeen et al. 2017 (I); Su et al. 2019 (I)
Barred grunt	<i>Conodon nobilis</i>	0	0	1	Pegado et al. 2018 (0)
Clown coris	<i>Coris aygula</i>	0	0	1	Forrest & Hindell 2018 (0)
Pompano dolphinfish	<i>Coryphaena equiselis</i>	0			Sivadas et al. 2016 (I)
Common dolphinfish	<i>Coryphaena hippurus</i>	0	1	1	Boyle & Limpus 2008 (I); Brewton et al. 2016 (I); Choy & Drazen 2013 (I); del Carmen Alejo-Plata et al. 2019 (I); Forrest & Hindell 2018 (0); Markic et al. 2018 (I); Massutí et al. 1998 (I); Menezes et al. 2019 (I); Phillips & Bonner 2015 (I); Rudershausen et al. 2010 (I); Varghese et al. 2013 (I); Júnior & Lessa 2004 (I)
Straited surgeonfish	<i>Ctenochaetus striatus</i>	0	1		Markic et al. 2018 (I)
Darter goby	<i>Ctenogobius boleosoma</i>	0	0	1	Vendel et al. 2017 (0)
Barbel drum	<i>Ctenosciaena gracilicirrhus</i>	0	0	1	Pegado et al. 2018 (0)
Sand trout	<i>Cynoscion arenarius</i>	0	1		Peters et al. 2017 (I)
Jamaica weakfish	<i>Cynoscion jamaicensis</i>	0	0	1	Pegado et al. 2018 (0)
Smooth weakfish	<i>Cynoscion leiarchus</i>	0	1		Pegado et al. 2018 (I)
Smallscale weakfish	<i>Cynoscion microlepidotus</i>	0	1		Pegado et al. 2018 (I)
Spotted seatrout	<i>Cynoscion nebulosus</i>	0	1		Phillips & Bonner 2015 (I)
Green weakfish	<i>Cynoscion virescens</i>	0	1		Pegado et al. 2018 (I)
Threespot dascyllus	<i>Dascyllus trimaculatus</i>	0	0	1	Baalkhuyur et al. 2018 (0)
Shortfin scad	<i>Decapetrus macrosoma</i>	0	1		Markic et al. 2018 (I); Rochman et al. 2015 (I)
Amberstripe scad	<i>Decapterus muroadsi</i>	0	1		Markic et al. 2018 (I); Ory et al. 2017 (I)
Common dentex	<i>Dentex dentex</i>	0	0	1	Güven et al. 2017 (0)
Pink dentex	<i>Dentex gibbosus</i>	0	1		Güven et al. 2017 (I)
Large-eye dentex	<i>Dentex macrophthalmus</i>	0	1		Neves et al. 2015 (I)
Irish mojarra	<i>Diapterus auratus</i>	0	1		Vendel et al. 2017 (I)
Caitipa mojarra	<i>Diapterus rhombeus</i>	0	1		Ramos et al. 2012 (I); Vendel et al. 2017 (I)
Sea bass	<i>Dicentrarchus labrax</i>	0	1		Bessa et al. 2018 (I)
Annular seabream	<i>Diplodus annularis</i>	0	1		Güven et al. 2017 (I)
Zebra seabream	<i>Diplodus cervinus</i>	0	1		Alshawafi et al. 2018 (I)
Seabream	<i>Diplodus vulgaris</i>	0	1		Bessa et al. 2018 (I)
Antarctic toothfish	<i>Dissostichus mawsoni</i>	0	1		Cannon et al. 2016 (I)
Patagonian blennie	<i>Eleginops maclovinus</i>	0	1		Pozo et al. 2019 (I)
Black cardinal fish	<i>Epigonus telescopus</i>	0	0	1	Anastasopoulou et al. 2013 (0)
Areolate grouper	<i>Epinephelus areolatus</i>	0	1		Baalkhuyur et al. 2018 (I)
Brownspotted grouper	<i>Epinephelus chlorostigma</i>	0	1		Baalkhuyur et al. 2018 (I)
Dotted grouper	<i>Epinephelus epistictus</i>	0	1		Baalkhuyur et al. 2018 (I)
Blacktip grouper	<i>Epinephelus fasciatus</i>	0	0	1	Forrest & Hindell 2018 (0)
Atlantic goliath grouper	<i>Epinephelus itajara</i>	0	0	1	Pegado et al. 2018 (0)
Honeycomb grouper	<i>Epinephelus merra</i>	0	1		Garnier et al. 2019 (I); Kumar et al. 2018 (I)
Oblique-banded grouper	<i>Epinephelus radiatus</i>	0	1		Baalkhuyur et al. 2018 (I)
Silver mojarra	<i>Eucinostomus argenteus</i>	1	1		Nunes et al. 2018 (E4); Vendel et al. 2017 (I)

Kühn & van Franeker - Online Supplement to 'Quantitative overview of marine debris ingested by marine megafauna'

English name	Scientific name	Ent	Ing	0	References
Flagfin mojarra	<i>Eucinostomus melanopterus</i>	0	1	1	Ramos et al. 2012 (I); Vendel et al. 2017 (0)
Brazilian mojarra	<i>Eugerres brasiliensis</i>	0	1		Ramos et al. 2012 (I); Vendel et al. 2017 (I)
Little tunny	<i>Euthynnus alletteratus</i>	0	1		Falautano et al. 2007 (I); Manooch et al. 1985 (I)
Mackerel tuna	<i>Euthynnus affinis</i>	0	1		Griffiths et al. 2009 (I)
Black skipjack	<i>Euthynnus lineatus</i>	0	1		del Carmen Alejo-Plata et al. 2019 (I)
Snake mackerel	<i>Gempylus serpens</i>	0	1		Choy & Drazen 2013 (I)
Torroto grunt	<i>Genyatremus luteus</i>	0	0	1	Pegado et al. 2018 (0)
Silverbidy	<i>Gerres subfasciatus</i>	0	1		Halstead et al. 2018 (I)
	<i>Girella laevisfrons</i>	0	1		Mizraji et al. 2017 (I)
Luderick	<i>Girella tricuspidata</i>	0	1		Markic et al. 2018 (I)
Striped large-eye bream	<i>Gnathodentex aureolineatus</i>	0	1		Markic et al. 2018 (I)
Sand goby	<i>Gobius minutus</i>	0	1		Day 1988 (I); Kartar et al. 1976 (I)
Blue-lined large-eye bream	<i>Gymnocranius grandoculis</i>	0	1		Baalkhuyur et al. 2018 (I)
Dogtooth tuna	<i>Gymnosarda unicolor</i>	0	0	1	Forrest & Hindell 2018 (0)
White grunt	<i>Haemulon plumierii</i>	0	0	1	Pegado et al. 2018 (0)
Tomtate grunt	<i>Haemulon aurolineatum</i>	1	0		Nunes et al. 2018 (E4)
Chere-chere grunt	<i>Haemulon steindachneri</i>	0	0	1	Pegado et al. 2018 (0)
Blue weed whiting	<i>Haletta semifasciata</i>	0	0	1	Cannon et al. 2016 (0)
Glasseye	<i>Heteropriacanthus cruentatus</i>	0	1		Markic et al. 2018 (I)
Feather blenny	<i>Hypsoblennius hentz</i>	1	0		Bilkovic et al. 2014 (E4);
Ragfish	<i>Icosteus aenigmaticus</i>	1	0		DeGange & Newby 1980 (E4)
Black marlin	<i>Istiompax indica</i>	0	1		Fujieda et al. 2008 (I)
Indo-Pacific sailfish	<i>Istiophorus platypterus</i>	0	1		del Carmen Alejo-Plata et al. 2019 (I)
Skipjack tuna	<i>Katsuwonus pelamis</i>	0	1	1	Cannon et al. 2016 (0); Choy & Drazen 2013 (0); Markic et al. 2018 (I); Rochman et al. 2015 (0)
Hawaiian flagtail	<i>Kuhlia sandvicensis</i>	0	1		Forrest & Hindell 2018 (I)
Pacific drummer	<i>Kyphosus pacificus</i>	0	0	1	Forrest & Hindell 2018 (0)
Pacific chub	<i>Kyphosus sandwicensis</i>	1	1		Markic et al. 2018 (I); Thiel et al. 2018 (I/E4)
Silver drummer	<i>Kyphosus sydneyanus</i>	0	0	1	Forrest & Hindell 2018 (0)
Pinfish	<i>Lagodon rhomboides</i>	1	1		Bilkovic et al. 2014 (E4); Peters et al. 2017 (I); Phillips & Bonner 2015 (I); Voss et al. 2015 (E4)
Large yellow croaker	<i>Larimichthys crocea</i>	0	1		Jabeen et al. 2017 (I)
Japanese seabass	<i>Lateolabrax japonicus</i>	0	1		Jabeen et al. 2017 (I)
Barramundi	<i>Lates calcarifer</i>	1	0		Ceccarelli 2009 (E2)
Spot	<i>Leiostomus xanthurus</i>	1	0		Bilkovic et al. 2014 (E4); Havens et al. 2011 (E4)
Smith's escolar	<i>Lepidocybium flavobrunneum</i>	0	0	1	Choy & Drazen 2013 (0)
Silver scabbardfish	<i>Lepidopus caudatus</i>	0	0	1	Anastasopoulou et al. 2013 (0)
Ambon emperor	<i>Lethrinus ambionensis</i>	0	1		Markic et al. 2018 (I)
Smalltooth emperor	<i>Lethrinus microdon</i>	0	1		Baalkhuyur et al. 2018 (I)
Orange-striped emperor	<i>Lethrinus obsoletus</i>	0	1		Markic et al. 2018 (I)
Tang's snapper	<i>Lipocheilus carnolabrum</i>	0	1		Baalkhuyur et al. 2018
Sand steenbras	<i>Lithognathus mormyrus</i>	0	1	1	Güven et al. 2017 (I); López-López et al. 2018 (0)
Mutton snapper	<i>Lutjanus analis</i>	0	1	1	Miranda & de Carvalho-Souza 2016 (0); Pegado et al. 2018 (I)
Red snapper	<i>Lutjanus campechanus</i>	0	1		Phillips & Bonner 2015 (I)

Kühn & van Franeker - Online Supplement to 'Quantitative overview of marine debris ingested by marine megafauna'

English name	Scientific name	Ent	Ing	0	References
Humpback red snapper	<i>Lutjanus gibbus</i>	0	1	1	Forrest & Hindell 2018 (0); Markic et al. 2018 (I); Rochman et al. 2015 (0)
Mangrove snapper	<i>Lutjanus griseus</i>	0	1		Phillips & Bonner 2015 (I)
Dog snapper	<i>Lutjanus jocu</i>	0	0	1	Miranda & de Carvalho-Souza 2016 (0)
Common bluestripe snapper	<i>Lutjanus kasmira</i>	0	1		Baalkhuyur et al. 2018 (I)
Lane snapper	<i>Lutjanus synagris</i>	0	1		Pegado et al. 2018 (I)
King weakfish	<i>Macrodon ancylodon</i>	0	1		Pegado et al. 2018 (I)
Southern kingfish	<i>Menticirrhus americanus</i>	0	1	1	Pegado et al. 2018 (0); Peters et al. 2017 (I)
Whitemouth croaker	<i>Micropogonias furnieri</i>	0	0	1	Pegado et al. 2018 (0)
Atlantic croaker	<i>Micropogonias undulatus</i>	1	1	1	Anderson & Alford 2014 (E4); Bilkovic et al. 2014 (E4); Havens et al. 2011 (E4); Hoss & Settle 1990 (I); Peters et al. 2017 (I); Phillips & Bonner 2015 (0)
White perch	<i>Morone americana</i>	1	1		Bilkovic et al. 2014 (E4); Carpenter et al. 1972 (I); Day 1988 (I)
Striped bass	<i>Morone saxatilis</i>	1	1		Bilkovic et al. 2014 (E4); Havens et al. 2011 (E4); Rochman et al. 2015 (I)
Yellowstripe goatfish	<i>Mulloidichthys flavolineatus</i>	0	0	1	Forrest & Hindell 2018 (0)
Red mullet	<i>Mullus barbatus</i>	0	1		Anastasopoulou et al. 2018 (I); Avio et al. 2015 (I); Bellas et al. 2016 (I); Digka et al. 2018 (I); Giani et al. 2019 (I); Güven et al. 2017 (I)
Surmullet	<i>Mullus surmuletus</i>	0	1	1	Alomar et al. 2017 (I); Anastasopoulou et al. 2018 (0); Güven et al. 2017 (I); López-López et al. 2018 (0); Neves et al. 2015 (I)
Humpback unicornfish	<i>Naso brachycentron</i>	0	0	1	Forrest & Hindell 2018 (0)
Orangespine unicornfish	<i>Naso lituratus</i>	0	1		Markic et al. 2018 (I)
Bluespine unicornfish	<i>Naso unicornis</i>	0	1	1	Baalkhuyur et al. 2018 (0); Markic et al. 2018 (I)
Tarakihi	<i>Nemadactylus macropterus</i>	0	1		Markic et al. 2018 (I)
Randall's threadfin bream	<i>Nemipterus randalli</i>	0	1		Güven et al. 2017 (I)
Blue-throated wrasse	<i>Notolabrus tetricus</i>	0	0	1	Cannon et al. 2016 (0)
Leatherjacket	<i>Oligoplites saurus</i>	0	1		Vendel et al. 2017 (I)
Tilapia	<i>Oreochromis niloticus</i>	0	0	1	Rochman et al. 2015 (0)
Pigfish	<i>Orthopristis chrysoptera</i>	1	1		Bilkovic et al. 2014 (E4); Havens et al. 2011 (E4); Peters et al. 2017 (I)
Corocoro grunt	<i>Orthopristis ruber</i>	0	0	1	Pegado et al. 2018 (0)
Ringtail maori wrasse	<i>Oxycheilinus unifasciatus</i>	0	0	1	Forrest & Hindell 2018 (0)
Marble goby	<i>Oxyeleotris marmorata</i>	0	1		Jabeen et al. 2017 (I)
Axillary seabream	<i>Pagellus acarne</i>	1	1	1	Barreiros & Guerreiro 2014 (E4); Güven et al. 2017 (I); López-López et al. 2018 (0); Neves et al. 2015 (I)
Blackspot red seabream	<i>Pagellus bogaraveo</i>	0	1	1	Anastasopoulou et al. 2013 (I); López-López et al. 2018 (0); Savoca et al. 2019 (I)
Common pandora	<i>Pagellus erythrinus</i>	0	1	1	Anastasopoulou et al. 2018 (I); Digka et al. 2018 (I); Güven et al. 2017 (I); López-López et al. 2018 (0); Savoca et al. 2019 (I)
Australasian snapper	<i>Pagrus auratus</i>	0	1		Markic et al. 2018 (I)
Red porgy	<i>Pagrus pagrus</i>	0	1		Güven et al. 2017 (I)
Silver pomfret	<i>Pampus argenteus</i>	0	1		Su et al. 2019 (I)
Silver pomfret	<i>Pampus cinereus</i>	0	1		Jabeen et al. 2017 (I)
Banded croaker	<i>Paralonchurus brasiliensis</i>	0	1		Pegado et al. 2018 (I)

English name	Scientific name	Ent	Ing	0	References
Rosy dwarf monocle bream	<i>Parascalopsis eriomma</i>	0	1		Baalkhuyur et al. 2018 (I)
Fourlined terapon	<i>Pelates quadrilineatus</i>	0	1		Güven et al. 2017 (I)
American harvestfish	<i>Peprius paru</i>	0	0	1	Pegado et al. 2018 (0)
Butterfish	<i>Peprius triacanthus</i>	1	0		Bilkovic et al. 2014 (E4)
Rock gunnel	<i>Pholis gunnellus</i>	0	0	1	McGoran et al. 2018 (0)
Orangefin ponyfish	<i>Photopectoralis bindus</i>	0	1		Jabeen et al. 2017 (I)
Chilean sandperch	<i>Pinguipes chilensis</i>	0	0	1	Thiel et al. 2018 (0)
Blackspotted rubberlip	<i>Plectorhinchus gaterinus</i>	0	1		Baalkhuyur et al. 2018 (I)
Leopard coralgrouper	<i>Plectropomus leopardus</i>	0	1		Kroon et al. 2018 (I)
Spotted coralgrouper	<i>Plectropomus maculatus</i>	0	1		Kroon et al. 2018 (I)
Black drum	<i>Pogonias cromis</i>	1	0	1	Bilkovic et al. 2014 (E4); Phillips & Bonner 2015 (0)
Littlescale threadfin	<i>Polydactylus oligodon</i>	0	1		Pegado et al. 2018 (I)
Barbu	<i>Polydactylus virginicus</i>	0	0	1	Pegado et al. 2018 (0)
Wreckfish	<i>Polyprion americanus</i>	0	0	1	Anastasopoulou et al. 2013 (0)
Bastard grunt	<i>Pomadasyus incisus</i>	0	1		Güven et al. 2017 (I)
Bluefish	<i>Pomatomus saltatrix</i>	1	0	1	Bilkovic et al. 2014 (E4); Pegado et al. 2018 (0)
Atlantic bigeye	<i>Priacanthus arenatus</i>	0	1		Cardozo et al. 2018 (I)
Goldbanded jobfish	<i>Pristipomoides multidens</i>	0	1		Baalkhuyur et al. 2018 (I)
Sharptooth jobfish	<i>Pristipomoides typus</i>	0	0	1	Baalkhuyur et al. 2018 (0)
Pacific rudderfish	<i>Psenopsis anomala</i>	0	1		Jabeen et al. 2017 (I)
Regal angelfish	<i>Pygoplites diacanthus</i>	0	0	1	Baalkhuyur et al. 2018 (0)
Cobia	<i>Rachycentron canadum</i>	0	0	1	Pegado et al. 2018 (0)
Indian mackerel	<i>Rastrelliger kanagarua</i>	0	1		Kumar et al. 2018 (I); Rochman et al. 2015 (I)
Oilfish	<i>Ruvettus pretiosus</i>	0	1		Viana et al. 2012 (I)
	<i>Scarthyichthys viridis</i>	0	1		Mizraji et al. 2017 (I)
Dusky parrotfish	<i>Scarus niger</i>	0	1		Markic et al. 2018 (I)
Dark capped parrotfish	<i>Scarus oviceps</i>	0	1		Markic et al. 2018 (I)
Common parrotfish	<i>Scarus psittacus</i>	0	1		Markic et al. 2018 (I)
Imperial blackfish	<i>Schedophilus ovalis</i>	0	0	1	Anastasopoulou et al. 2013 (0)
Violet warehou	<i>Schedophilus velaini</i>	0	1		Markic et al. 2018 (I)
Brown meagre	<i>Sciaena umbra</i>	0	1		Güven et al. 2017 (I) (I)
Red drum	<i>Sciaenops ocellatus</i>	1	1		Anderson & Alford 2014 (E4); Bilkovic et al. 2014 (E4); Havens et al. 2011 (E4); Phillips & Bonner 2015
Blue mackerel	<i>Scomber australasicus</i>	0	0	1	Cannon et al. 2016 (0)
Atlantic chub mackerel	<i>Scomber colias</i>	0	1		Herrera et al. 2019 (I)
Chub mackerel	<i>Scomber japonicus</i>	0	1	1	Anastasopoulou et al. 2018 (I); Güven et al. 2017 (I); Neves et al. 2015 (I); Ory et al. 2018 (I); Rochman et al. 2015 (0); Su et al. 2019 (I)
Atlantic mackerel	<i>Scomber scombrus</i>	0	1	1	Foekema et al. 2013 (0); Nelms et al. 2018 (I); Neves et al. 2015 (I); Rummel et al. 2016 (I)
Serra Spanish mackerel	<i>Scomberomorus brasiliensis</i>	0	0	1	Pegado et al. 2018 (0)
King mackerel	<i>Scomberomorus cavalla</i>	0	1	1	Miranda & de Carvalho-Souza 2016 (I); Phillips & Bonner 2015 (0)

Kühn & van Franeker - Online Supplement to 'Quantitative overview of marine debris ingested by marine megafauna'

English name	Scientific name	Ent	Ing	0	References
Oxeye scad	<i>Selar boops</i>	0	0	1	Rochman et al. 2015 (0)
Atlantic moonfish	<i>Selene setapinnis</i>	0	0	1	Pegado et al. 2018 (0)
Lookdown vomer	<i>Selene vomer</i>	0	1		Pegado et al. 2018 (1)
Yellowtail amberjack	<i>Seriola lalandi</i>	0	1	1	Forrest & Hindell 2018 (0); Gassel et al. 2013 (1); Markic et al. 2018 (1)
Comber	<i>Serranus cabrilla</i>	0	1		Güven et al. 2017 (1)
Rabbitfish	<i>Siganus argenteus</i>	0	1		Rochman et al. 2015 (1)
Rabbitfish	<i>Siganus canaliculatus</i>	0	1		Rochman et al. 2015 (1)
Mottled spinefoot	<i>Siganus fuscescens</i>	0	0	1	Rochman et al. 2015 (0)
Streaked spinefoot	<i>Siganus javus</i>	0	1		Perpetua et al. 2013 (1)
Dusky spinefoot	<i>Siganus luridus</i>	0	1		Güven et al. 2017 (1); van der Hal et al. 2018 (1)
Goldspotted rabbitfish	<i>Siganus punctatus</i>	0	0	1	Markic et al. 2018 (0)
Marbled spinefoot	<i>Siganus rivulatus</i>	0	1		van der Hal et al. 2018 (1)
Spotted sillago/King George whiting	<i>Sillaginodes punctatus</i>	0	1		Cannon et al. 2016 (1)
Flinders' Sillago/Eastern School whiting	<i>Sillago flindersi</i>	0	0	1	Cannon et al. 2016 (0)
Northern whiting	<i>Sillago sihama</i>	0	1		Abbasi et al. 2018 (1); Jabeen et al. 2017 (1)
Gray parrotfish	<i>Sparisoma axillare</i>	1	0		Nunes et al. 2018 (E4)
Gilthead seabream	<i>Sparus aurata</i>	0	1		Anastasopoulou et al. 2018 (1); Güven et al. 2017 (1)
Bigeye barracuda	<i>Sphyraena forsteri</i>	0	1		Markic et al. 2018 (1)
Guachanche barracuda	<i>Sphyraena guachancho</i>	0	0	1	Miranda & de Carvalho-Souza 2016 (0)
Blackfin barracuda	<i>Sphyraena qenie</i>	0	1		Forrest & Hindell 2018 (1)
Black seabream	<i>Spondylisoma cantharus</i>	0	0	1	López-López et al. 2018 (0)
	<i>Stellifer brasiliensis</i>	0	1		Dantas et al. 2012 (1)
Little croaker	<i>Stellifer stellifer</i>	0	1		Dantas et al. 2012 (1)
Scup	<i>Stenotomus chrysops</i>	1	0		Bilkovic et al. 2014 (E4)
Tautog	<i>Tautoga onitis</i>	0			Bilkovic et al. 2014 (E4); Carr et al. 1985 (E4); Havens et al. 2011 (E4);
Cunner	<i>Tautoglabrus adspersus</i>	1	1		Bilkovic et al. 2014 (E4); Carpenter et al. 1972 (1); Day 1988 (1); Havens et al. 2011 (E4)
Jarboa terapon	<i>Terapon jarbua</i>	0	1		Jabeen et al. 2017 (1)
Surge wrasse	<i>Thalassoma purpurum</i>	0	1		Forrest & Hindell 2018 (1)
Klunzinger's wrasse	<i>Thalassoma rueppellii</i>	0	1		Baalkhuyur et al. 2018 (1)
Christmas wrasse	<i>Thalassoma trilobatum</i>	0	1		Forrest & Hindell 2018 (1)
Albacore tuna	<i>Thunnus alalunga</i>	0	1	1	Rochman et al. 2015 (0); Romeo et al. 2015 (1)
Yellowfin tuna	<i>Thunnus albacares</i>	1	1	1	Chagnon et al. 2018 (1); Choy & Drazen 2013 (0); Manooch & Mason 1983 (1); Markic et al. 2018 (1); Lucas 1992 (E2); Rudershausen et al. 2010 (1); Sajikumar et al. 2013 (1); Thiel et al. 2018 (1)
Blackfinfin tuna	<i>Thunnus atlanticus</i>	0	1		Manooch & Mason 1983 (1)
Southern bluefin tuna	<i>Thunnus maccoyii</i>	0	1		Young et al. 1997 (1)
Bigeye tuna	<i>Thunnus obesus</i>	0	1		Choy & Drazen 2013 (1)
Atlantic bluefin tuna	<i>Thunnus thynnus</i>	0	1		Butler et al. 2015 (1); De la Serna et al. 2012 (1); Karakulak et al. 2009 (1); Romeo et al. 2015 (1); Uriarte et al. 2019 (1)
Snoek	<i>Thyrsites atun</i>	0	1	1	Cannon et al. 2016 (0); Markic et al. 2018 (1)
Pompano	<i>Trachinotus ovatus</i>	0	1		Battaglia et al. 2016 (1)

English name	Scientific name	Ent	Ing	0	References
Greenback horse mackerel	<i>Trachurus declivis</i>	0	0	1	Cannon et al. 2016 (0)
Mediterranean horse mackerel	<i>Trachurus mediterraneus</i>	0	1	1	Anastasopoulou et al. 2018 (0); Güven et al. 2017 (1)
Chilean jack mackerel	<i>Trachurus murphyi</i>	0	1		Pozo et al. 2019 (1)
Yellowtail jack mackerel	<i>Trachurus novaezelandiae</i>	0	1		Markic et al. 2018 (1)
Blue jack mackerel	<i>Trachurus picturatus</i>	0	1	1	Anastasopoulou et al. 2018 (0); Neves et al. 2015 (1)
Atlantic horse mackerel	<i>Trachurus trachurus</i>	0	1	1	Anastasopoulou et al. 2018 (1); Foekema et al. 2013 (1); Lusher et al. 2013 (1); Murphy et al. 2017 (0); Neves et al. 2015 (1)
Ribbonfish	<i>Trichiurus lepturus</i>	0	1		Di Benedetto & Awabdi 2014 (1); Pegado et al. 2018 (1)
Shokihaze goby	<i>Tridentiger barbatus</i>	0	1		Su et al. 2019 (1)
Shi drum	<i>Umbrina cirrosa</i>	0	0	1	Güven et al. 2017 (0)
Goldband goatfish	<i>Upeneus moluccensis</i>	0	1		Güven et al. 2017 (1)
Por's goatfish	<i>Upeneus pori</i>	0	1		Güven et al. 2017 (1)
Yellow-edged lyretail	<i>Variola louti</i>	0	1		Forrest & Hindell 2018 (1)
Broadbill swordfish	<i>Xiphias gladius</i>	0	1	1	Anastasopoulou et al. 2013 (0); Choy & Drazen 2013 (0); Romeo et al. 2015 (1)
Eelpout	<i>Zoarces viviparus</i>	0	1		Wesch et al. 2016 (1)
Mugiliformes					
Yellow-eye mullet	<i>Aldrichetta forsteri</i>	0	0	1	Cannon et al. 2016 (0)
Golden grey mullet	<i>Chelon auratus</i>	0			Anastasopoulou et al. 2013 (1)
Squaretail mullet	<i>Ellochelon vaigiensis</i>	0	1		Markic et al. 2018 (1)
Golden grey mullet	<i>Liza aurata</i>	0	1		Güven et al. 2017 (1)
So-iuy mullet	<i>Liza haematocheila</i>	0	1		Jabeen et al. 2017 (1); Su et al. 2019 (1)
Flathead grey mullet	<i>Mugil cephalus</i>	0	1	1	Cannon et al. 2016 (0); Cheung et al. 2018 (1); Halstead et al. 2018 (1); Jabeen et al. 2017 (1); Markic et al. 2018 (1); Naidoo et al. 2016 (1); Phillips & Bonner 2015 (1)
White mullet	<i>Mugil curema</i>	0	0	1	Vendel et al. 2017 (0)
Pleuronectiformes					
Plainfin sole	<i>Achirus declivis</i>	0	1		Vendel et al. 2017 (1)
Lined sole	<i>Achirus lineatus</i>	0	1		Vendel et al. 2017 (1)
Arrowteeth flounder	<i>Atheresthes stomias</i>	1	0		Stevens et al. 2000 (E4)
Solenette	<i>Buglossium luteum</i>	0	1		Lusher et al. 2013 (1)
Pacific sanddab	<i>Citharichthys sordidus</i>	0	1		Rochman et al. 2015 (1)
Bay whiff	<i>Citharichthys spilopterus</i>	0	0	1	Vendel et al. 2017 (0)
Spotted flounder	<i>Citharus linguatula</i>	0	1		Anastasopoulou et al. 2018 (1)
Tongue sole	<i>Cynoglossus abbreviatus</i>	0	1		Abbasi et al. 2018 (1); Jabeen et al. 2017 (1)
Robust tonguefish	<i>Cynoglossus robustus</i>	0	1		Su et al. 2019 (1)
Witch flounder	<i>Glyptocephalus cynoglossus</i>	1	1		Brothers 1989 (E2); McGoran et al. 2018 (1)
Flathead sole	<i>Hippoglossoides elassodon</i>	1	0		Stevens et al. 2000 (E4)
Long rough dab	<i>Hippoglossoides platessoides</i>	1	1		Bour et al. 2018 (1); Brothers 1989 (E2); McGoran et al. 2018 (1)
Atlantic halibut	<i>Hippoglossus hippoglossus</i>	0	0	1	Murphy et al. 2017 (0)
Pacific halibut	<i>Hippoglossus stenolepis</i>	1	0		High & Worlund 1979 (E2)
Four-spot megrim	<i>Lepidorhombus boscii</i>	0	1	1	López-López et al. 2018 (0); Neves et al. 2015 (1)
Megrim	<i>Lepidorhombus whiffiagonis</i>	0	1	1	López-López et al. 2018 (0); Murphy et al. 2017 (1)

Kühn & van Franeker - Online Supplement to 'Quantitative overview of marine debris ingested by marine megafauna'

English name	Scientific name	Ent	Ing	0	References
Common dab	<i>Limanda limanda</i>	0	1		McGoran et al. 2018 (I); Murphy et al. 2017 (I); Rummel et al. 2016 (I)
Slender sole	<i>Lyopsetta exilis</i>	1	0		Good et al. 2010 (E4)
Thickback sole	<i>Microchirus variegatus</i>	0	1		Lusher et al. 2013 (I); Steer et al. 2017 (I)
Brazilian flounder	<i>Paralichthys brasiliensis</i>	0	0	1	Miranda & de Carvalho-Souza 2016 (0)
Southern flounder	<i>Paralichthys lethostigma</i>	1	1		Anderson & Alford 2014 (E4); Phillips & Bonner 2015 (I)
English sole	<i>Parophrys vetulus</i>	1	0		Good et al. 2010 (E4)
Norwegian topknot	<i>Phrynorhombus norvegicus</i>	0	0	1	McGoran et al. 2018 (0)
European flounder	<i>Platichthys flesus</i>	0	1		Bessa et al. 2018 (I); Day 1988 (I); Kartar et al. 1973 (I); Kartar et al. 1976 (I); McGoran et al. 2017 (I); McGoran et al. 2018 (I); Murphy et al. 2017 (I); Rummel et al. 2016 (I)
Starry flounder	<i>Platichthys stellatus</i>	1	0		Good et al. 2010 (E4)
European plaice	<i>Pleuronectes platessa</i>	0	1		McGoran et al. 2018 (I); Murphy et al. 2017 (I); Welden et al. 2018 (I)
Winter flounder	<i>Pseudopleuronectes americanus</i>	1	1		Carpenter et al. 1972 (I); Carr et al. 1985 (E4); Day 1988 (I)
Common sole	<i>Solea solea</i>	0	1		Pellini et al. 2018 (I); Anastasopoulou et al. 2018 (I); McGoran et al. 2018 (I)
	<i>Symphurus tessellatus</i>	0	1		Vendel et al. 2017 (I)
Hogchoker	<i>Trinectes maculatus</i>	1			Bilkovic et al. 2014 (E4); Havens et al. 2011 (E4)
Tetraodontiformes					
Striped burrfish	<i>Chilomycterus schoepfii</i>	1	0		Bilkovic et al. 2014 (E4)
Banded puffer	<i>Colomesus psittacus</i>	0	0	1	Pegado et al. 2018 (0)
Smooth puffer	<i>Lagocephalus laevigatus</i>	0	0	1	Miranda & de Carvalho-Souza 2016 (0)
Half-smooth golden pufferfish	<i>Lagocephalus spadiceus</i>	0	0	1	Güven et al. 2017 (0)
Leatherjacket	<i>Meuschenia scaber</i>	0	1		Markic et al. 2018 (I)
Green puffer	<i>Sphoeroides greeleyi</i>	0	0	1	Vendel et al. 2017 (0)
Northern puffer	<i>Sphoeroides masculatus</i>	1	0		Havens et al. 2011 (E4)
Checkered puffer	<i>Sphoeroides testudineus</i>	0	1		Vendel et al. 2017 (I)
Greenfin horse-faced filefish	<i>Thamnaconus septentrionalis</i>	0	1		Jabeen et al. 2017 (I); Su et al. 2019 (I)
Invertebrates					
Crustacea					
Red fur crab	<i>Acantholithodes hispidus</i>	1	0		Good et al. 2010 (E4)
	<i>Aristeus antennatus</i>	0	1		Carreras-Colom et al. 2018 (I)
	<i>Athanas nitescens</i>	0	1		Remy et al. 2015 (I)
Striped barnacle	<i>Balanus amphitrite</i>	0	1		Thushari et al. 2017 (I)
Giant barnacle	<i>Balanus nubilis</i>	1	0		Good et al. 2010 (E4)
Blue crab	<i>Callinectes sapidus</i>	1	0		Anderson & Alford 2014 (E4); Havens et al. 2011 (E4)
Northern cancer crab	<i>Cancer borealis</i>	1	0		Carr et al. 1985 (E4); Carr 1986 (E4)
Graceful crab	<i>Cancer gracilis</i>	1	0		Good et al. 2010 (E4)
Dungeness crab	<i>Cancer magister</i>	1	0		Gilardi et al. 2010 (E4); Good et al. 2010 (E4); Maselko et al. 2013 (E4)
Hairy cancer crab	<i>Cancer oregonensis</i>	1	0		Good et al. 2010 (E4)
Red rock crab	<i>Cancer productus</i>	1	0		Gilardi et al. 2010 (E4); Good et al. 2010 (E4); High 1985 (E4)
	<i>Carcinus aestuarii</i>	0	1		Piarulli et al. 2019 (I)
Tanner crab	<i>Chionoecetes bairdi</i>	1	0		Stevens et al. 2000 (E4)
Snow crab	<i>Chionoecetes opilio</i>	0	1		Fang et al. 2018 (I)
De Haan's shore crab	<i>Chiromantes dehaani</i>	1	0		Hong et al. 2013 (E2)

Kühn & van Franeker - Online Supplement to 'Quantitative overview of marine debris ingested by marine megafauna'

English name	Scientific name	Ent	Ing	0	References
Longhorn decorator crab	<i>Chorilia longipes</i>	1	0		Good et al. 2010 (E4)
	<i>Crangon allmanni</i>	0	1		Bour et al. 2018 (I)
Brown shrimp	<i>Crangon crangon</i>	0	1		Devriese et al. 2015 (I); McGoran et al. 2018 (I)
Butterfly crab	<i>Cryptolithodes typicus</i>	1	0		Good et al. 2010 (E4)
Pacific mole crab	<i>Emerita analoga</i>	0	1		Horn et al. 2019 (I)
Chinese mitten crab	<i>Eriocheir sinensis</i>	0	1		Wójcik-Fudalewska et al. 2016 (I)
Longhorn decorator crab	<i>Eualus avinus</i>	1	0		Gilardi et al. 2010 (E4);
North Pacific krill	<i>Euphausia pacifica</i>	0	1		Desforges et al. 2015 (I)
	<i>Eurythenes gryllus</i>	0	1		Jamieson et al. 2019 (I)
	<i>Galathea intermedia</i>	0			Remy et al. 2015 (I)
	<i>Gammarella fucicola</i>	0	1		Remy et al. 2015 (I)
	<i>Gammarus aequicaudi</i>	0	1		Remy et al. 2015 (I)
Geryon crab	<i>Geryon trispinosus</i>	1	0		Ramirez-Llodra et al. 2011 (E4)
Hairy lithodid	<i>Hapalogaster mertensii</i>	1	0		Good et al. 2010 (E4)
Purple shore crab	<i>Hemigrapsus nudus</i>	1	0		Good et al. 2010 (E4)
	<i>Hirondellea dubia</i>	0	1		Jamieson et al. 2019 (I)
	<i>Hirondellea gigas</i>	0	1		Jamieson et al. 2019 (I)
American lobster	<i>Homarus americanus</i>	1	1		Carr et al. 1985 (E4); Carr 1986 (E4); Carter & Steele 1982 (I); Elner & Campbell 1987 (I); Havens et al. 2011 (E4)
Lyre crab	<i>Hyas lyratus</i>	1	0		Stevens et al. 2000 (E4)
Gooseneck barnacles	<i>Lepas anatifera</i>	0	1		Goldstein & Goodwin 2013 (I)
Gooseneck barnacles	<i>Lepas pacifica</i>	0	1		Goldstein & Goodwin 2013 (I)
Horseshoe crab	<i>Limulus polyphemus</i>	1	0		Havens et al. 2011 (E4)
	<i>Liocarcinus navigator</i>	0	1		Remy et al. 2015 (I)
Brown box crab	<i>Lopholithodes foraminatus</i>	1	0		Good et al. 2010 (E4)
Pudget Sound king crab	<i>Lopholithodes mandtii</i>	1	0		Good et al. 2010 (E4)
European spider crab	<i>Maja squinado</i>	1	1		Houard et al. 2012 (E4); Welden et al. 2018 (I)
	<i>Melita hergensis</i>	0	1		Remy et al. 2015 (I)
Stone crab	<i>Menippe adina</i>	1	0		Anderson & Alford 2014 (E4)
Squat lobster	<i>Munida quadrispina</i>	1	0		Good et al. 2010 (E4)
	<i>Nebalia strausi</i>	0	1		Remy et al. 2015 (I)
	<i>Neocalanus cristatus</i>	0	1		Desforges et al. 2015 (I)
Norway lobster	<i>Nephrops norvegicus</i>	0	1		Cristo & Cartes 1998 (I); Murray & Cowie 2011 (I); Welden & Cowie 2016 (I)
	<i>Nototropis guttatus</i>	0	1		Remy et al. 2015 (I)
Granular claw crab	<i>Oedignathus inermis</i>	1	0		Good et al. 2010 (E4)
Decorator crab	<i>Oregonia gracilis</i>	1	0		Stevens et al. 2000 (E4)
Signal crayfish	<i>Pacifastacus leniusculus</i>	1	0		Good et al. 2010 (E4)
Black-eyed hermit crab	<i>Pagurus armatus</i>	1	0		Good et al. 2010 (E4)
Hairy hermit crab	<i>Pagurus hirsutiusculus</i>	1	0		Good et al. 2010 (E4)
Spot shrimp	<i>Pandalus platyceros</i>	1	0		Good et al. 2010 (E4)
	<i>Palaemon xiphias</i>	0	1		Remy et al. 2015 (I)
Northern prawn	<i>Pandalus borealis</i>	0	1		Fang et al. 2018 (I)

English name	Scientific name	Ent	Ing	0	References
Atlantic mud crab	<i>Panopeus herbstii</i>	0	1		Waite et al. 2018 (I)
King crab	<i>Paralithodes camtschaticus</i>	1	0		High 1985 (E4); Breen 1990 (E4); Stevens et al. 2000 (E4)
Heart crab	<i>Phyllolithodes papillosus</i>	1	0		Good et al. 2010 (E4)
Narwal shrimp	<i>Plesionika narval</i>	0	1		Bordbar et al. 2018 (I)
Slender kelp crab	<i>Pugettia gracilis</i>	1	0		Good et al. 2010 (E4); Stevens et al. 2000 (E4)
Northern kelp crab	<i>Pugettia producta</i>	1	0		Gilardi et al. 2010; Good et al. 2010 (E4); High 1985 (E4)
Cryptic kelp crab	<i>Pugettia richii</i>	1	0		Good et al. 2010 (E4)
Golfball crab	<i>Rhinolithodes wosnessenskii</i>	1	0		Gilardi et al. 2010; Good et al. 2010 (E4)
Mud crab	<i>Scylla serrata</i>	1	0		Ceccarelli 2009 (E2)
Sharpnose crab	<i>Scyra acutofrons</i>	1	0		Good et al. 2010 (E4)
Helmet crab	<i>Telmessus cheiragonus</i>	1	0		Good et al. 2010 (E4)
Echinodermata					
	<i>Amphiura filiformis</i>	0	1		Bour et al. 2018 (I)
Common starfish	<i>Asterias rubens</i>	0	1		Fang et al. 2018 (I)
	<i>Astrospartus mediterraneus</i>	1	0		Oliveira et al. 2015 (E4)
	<i>Brissopsis lyrifera</i>	0	1		Bour et al. 2018 (I)
Hatpin urchin	<i>Centrostephanus longispinus</i>	1	0		Oliveira et al. 2015 (E4)
Long-spine slate pen sea urchin	<i>Cidaris cidaris</i>	1	0		Mordecai et al. 2011 (E4); Oliveira et al. 2015 (E4)
Rose star	<i>Crossaster papposus</i>	1	0		Good et al. 2010 (E4)
Deposit-feeding starfish	<i>Ctenodiscus crispatus</i>	0	1		Fang et al. 2018 (I)
Orange sea cucumber	<i>Cucumaria miniata</i>	1	0		Good et al. 2010 (E4)
Mottled star	<i>Evasterias troschelii</i>	1	0		Good et al. 2010 (E4); Stevens et al. 2000 (E4)
Gunpowder star	<i>Gephyreaster swifti</i>	1	0		Good et al. 2010 (E4)
Blood star	<i>Henricia leviuscula</i>	1	0		Good et al. 2010 (E4)
Fat henricia	<i>Henricia sanguinolenta</i>	1	0		Good et al. 2010 (E4)
Tubular sea cucumber	<i>Holothuria tubulosa</i>	0	1		Renzi et al. 2018 (I)
	<i>Hymenaster pellucidus</i>	0	1		Courtene-Jones et al. 2017 (I); Courtene-Jones et al. 2019 (I)
polar six-rayed star	<i>Lepatsterias polaris</i>	0	1		Fang et al. 2018 (I)
Spiny mud star	<i>Luidia foliolata</i>	1	0		Good et al. 2010 (E4)
Vermilion sea star	<i>Mediaster aequalis</i>	1	0		Good et al. 2010 (E4)
	<i>Ophiomusium lymani</i>	0	1		Courtene-Jones et al. 2017 (I); Courtene-Jones et al. 2019 (I)
Daisy brittle star	<i>Ophiopholis aculeata</i>	1	0		Good et al. 2010 (E4)
Serpent's table brittle star	<i>Ophiura albida</i>	0	1		Bour et al. 2018 (I)
	<i>Ophiura sarsii</i>	0	1		Fang et al. 2018 (I)
Painted star	<i>Orthasterias koehlerii</i>	1	0		Good et al. 2010 (E4)
California sea cucumber	<i>Parastichopus californicus</i>	1	0		Good et al. 2010 (E4)
Spiny pink star	<i>Pisaster brevispinus</i>	1	0		Good et al. 2010 (E4)
Sunflower sea star	<i>Pycnopodia helianthoides</i>	1	0		Good et al. 2010 (E4); Stevens et al. 2000 (E4)
Striped sunstar	<i>Solaster stimpsoni</i>	1	0		Good et al. 2010 (E4)

English name	Scientific name	Ent	Ing	0	References
Great/Green sea urchin	<i>Strongylocentrotus droebachiensis</i>	1	0		Good et al. 2010 (E4)
Red sea urchin	<i>Strongylocentrotus franciscanus</i>	1	0		Gilardi et al. 2010 (E); Good et al. 2010 (E4); Stevens et al. 2000 (E4)
Green sea urchin	<i>Strongylocentrus droebachensis</i>	1	0		Gilardi et al. 2010 (E4)
Long ray star	<i>Styliasterias forreri</i>	1	0		Good et al. 2010 (E4)
Mollusca					
Hudson's doris	<i>Acanthodoris hudsoni</i>	1	0		Good et al. 2010 (E4)
	<i>Alectryonella plicatula</i>	0	1		Li et al. 2015 (I)
	<i>Amiantis purpuratus</i>	0	1		Naji et al. 2018 (I)
	<i>Amiantis umbonella</i>	0	1		Naji et al. 2018 (I)
Saddle oyster	<i>Anomia ephippium</i>	0	1		Bonello et al. 2018 (I)
	<i>Astarte crenata</i>	0	1		Fang et al. 2018 (I)
Purple dye murex	<i>Bolinus brandaris</i>	0	1		Abidli et al. 2019 (I)
Yellow margin doris	<i>Cadlina luteomarginata</i>	1	0		Good et al. 2010 (E4)
Leafy hornmouth	<i>Ceratostoma foliatum</i>	1	0		Good et al. 2010 (E4)
	<i>Cerithidea cingulata</i>	0	1		Naji et al. 2018 (I)
Hind's scallop	<i>Chlamys rubida</i>	1	0		Good et al. 2010 (E4); Stevens et al. 2000 (E4)
Nuttall's cockle	<i>Clinocardium nuttalli</i>	1	0		Good et al. 2010 (E4)
	<i>Colus jeffreysianus</i>	0	1		Courtene-Jones et al. 2017 (I)
Rock scallop	<i>Crassedoma giganteum</i>	1	0		Good et al. 2010 (E4)
Pacific oyster	<i>Crassostrea gigas</i>	0	1		Abidli et al. 2019 (I); Bonello et al. 2018 (I); Cho et al. 2019 (I); Good et al. 2010 (E4); Phuong et al. 2018 (I); Rochman et al. 2015 (I)
Eastern oyster	<i>Crassostrea virginica</i>	0	1		Waite et al. 2018 (I)
Giant Pacific chiton	<i>Cryptochiton stelleri</i>	1	0		Good et al. 2010 (E4)
Chinese venus	<i>Cyclina sinensis</i>	0	1		Li et al. 2015 (I)
Humboldt squid	<i>Dosidicus gigas</i>	0	1		Rosas-Luis 2016 (I)
	<i>Ennucula tenuis</i>	0	1		Bour et al. 2018 (I)
Tiny moon snail	<i>Euspira nana</i>	0	1		Fang et al. 2018 (I)
Hairy triton	<i>Fusitriton oregonensis</i>	1	0		Stevens et al. 2000 (E4)
Northern abalone	<i>Haliotis kamtschatkana</i>	1	0		Gilardi et al. 2010 (E)
Banded dye-murex	<i>Hexaplex trunculus</i>	0	1		Abidli et al. 2019 (I)
	<i>Latisipho hypolispus</i>	0	1		Fang et al. 2018 (I)
Bent nose macoma	<i>Macoma nasuta</i>	1	0		Good et al. 2010 (E4)
	<i>Macoma tokyoensis</i>	0	1		Fang et al. 2018 (I)
Asian hard clam	<i>Meretrix lusoria</i>	0	1		Li et al. 2015 (I)
Northern horse mussel	<i>Modiolus modiolus</i>	0	1		Catarino et al. 2018 (I)
Blunt gaper	<i>Mya truncata</i>	1	0		Good et al. 2010 (E4)
Blue mussel	<i>Mytilus edulis</i>	0	1		Cho et al. 2019 (I); Li et al. 2018b (I); Phuong et al. 2018 (I); Van Cauwenberghe et al. 2015 (I)
Mediterranean mussel	<i>Mytilus galloprovincialis</i>	0	1		Abidli et al. 2019 (I); Bonello et al. 2018 (I); Digka et al. 2018 (I); Jin-Feng et al. 2018 (I); Li et al. 2015 (I)
Blue mussel	<i>Mytilus trossulus</i>	1	0		Good et al. 2010 (E4); Stevens et al. 2000 (E4)
Ribbed neptune	<i>Neptunea lyrata</i>	1	0		Stevens et al. 2000 (E4)
Dogwinkle	<i>Nucella lamellosa</i>	1	0		Stevens et al. 2000 (E4)
Common Pacific octopus	<i>Octopus dofleini</i>	1	0		Good et al. 2010 (E4); Stevens et al. 2000 (E4)

English name	Scientific name	Ent	Ing	0	References
Flying squid	<i>Ommastrephes bartramii</i>	0	1		Day 1988 (I)
Geoduck clam	<i>Panopea abrupta</i>	1	0		Good et al. 2010 (E4)
Yesso scallop	<i>Patinopecten yessoensis</i>	0	1		Cho et al. 2019 (I); Li et al. 2015 (I)
Brown mussel	<i>Perna perna</i>	0	1		Santana et al. 2016 (I)
Green mussel	<i>Perna viridis</i>	0	1		Naidu 2019 (I)
Gulf pearl oyster	<i>Pinctada radiata</i>	0	1		Naji et al. 2018 (I)
Moon snail	<i>Polinices lewisii</i>	1	0		Good et al. 2010 (E4)
Green false-jingle	<i>Popodesmus machrochisma</i>	1	0		Good et al. 2010 (E4)
Pacific littleneck clam	<i>Protothaca staminea</i>	1	0		Good et al. 2010 (E4)
Rappa whelk	<i>Rapana venosa</i>	1	0		Havens et al. 2011 (E4)
	<i>Retifusus daphnelloides</i>	0	1		Fang et al. 2018 (I)
Grooved carpet shell	<i>Ruditapes decussatus</i>	0	1		Abidli et al. 2019 (I)
Manila clam	<i>Ruditapes philippinarum</i>	1	0		Good et al. 2010 (E4)
Hooded oyster	<i>Saccostrea cucullata</i>	0	1		Li et al. 2018a (I)
Rock oyster	<i>Saccostrea forskalii</i>	0	1		Thushari et al. 2017 (I)
Butter clam	<i>Saxidomus giganteus</i>	0			Good et al. 2010 (E4)
	<i>Scapharca subcrenata</i>	0	1		Li et al. 2015 (I)
European common cuttlefish	<i>Sepia officinalis</i>	0	1		Abidli et al. 2019 (I)
Southern calamari squid	<i>Sepioteuthis australis</i>	0	0	1	Cannon et al. 2016 (0)
Chinese razor clam	<i>Sinonovacula constricta</i>	0	1		Li et al. 2015 (I)
Blood cockle	<i>Tegillarca granosa</i>	0	1		Li et al. 2015 (I)
Common lampshell	<i>Terebratalia transversa</i>	1	0		Good et al. 2010 (E4)
	<i>Thais mutabilis</i>	0	1		Naji et al. 2018 (I)
Clown dorid	<i>Triopha catalinae</i>	1	0		Good et al. 2010 (E4)
Manila clam	<i>Venerupis philippinarum</i>	0	1		Cho et al. 2019 (I); Davidson & Dudas 2016 (I); Li et al. 2015 (I)
Chaetognatha					
	<i>Parasagitta elegans</i>	0	1		Carpenter et al. 1972 (I)
Polychaeta					
Lugworm	<i>Arenicola marina</i>	0	1		Van Cauwenberghe et al. 2015 (I)
	<i>Claudrilus ovarium</i>	0	0	1	Gusmão et al. 2016 (0)
Ragworm	<i>Hediste diversicolor</i>	0	1		Bour et al. 2018 (I)
	<i>Hesionura laubieri</i>	0	0	1	Gusmão et al. 2016 (0)
	<i>Marphysa sanguinea</i>	0	1		Jang et al. 2018 (I)
	<i>Megadrilus schneideri</i>	0	0	1	Gusmão et al. 2016 (0)
	<i>Meiodrilus gracilis</i>	0	0	1	Gusmão et al. 2016 (0)
	<i>Nerilla mediterranea</i>	0	0	1	Gusmão et al. 2016 (0)
	<i>Protodrilus albicans</i>	0	0	1	Gusmão et al. 2016 (0)
	<i>Protodrilus oculifer</i>	0	0	1	Gusmão et al. 2016 (0)
Peacock worm	<i>Sabella pavonina</i>	0	1		Bour et al. 2018 (I)
	<i>Saccocirrus papillocercus</i>	0	1		Gusmão et al. 2016 (I)
	<i>Saccocirrus pussicus</i>	0	1		Gusmão et al. 2016 (I)

Online Supplement Table 2. Frequency of Occurrence per Species (Sp-%FO) in marine birds, mammals and turtles.

Only data on species with known sample size and affected individuals are taken into consideration. Given are the sample size of all individuals analysed, the number of individuals with plastic ingested and the Sp-%FO. Study records present the number of times, the certain species is mentioned in all references below.

English name	Scientific name	sample size	Individuals with plastic	Sp %FO	study records
Seabirds					
Anseriformes					
Long-tailed duck	<i>Clangula hyemalis</i>	15	0	0%	2
King eider	<i>Somateria spectabilis</i>	44	0	0%	1
Common eider	<i>Somateria mollissima</i>	679	2	0%	2
Surf scoter	<i>Melanitta perspicillata</i>	51	0	0%	3
White-winged scoter	<i>Melanitta deglandi</i>	5	0	0%	1
Common scoter	<i>Melanitta nigra</i>	2	0	0%	1
Harlequin duck	<i>Histrionicus histrionicus</i>	7	0	0%	2
Greater scaup	<i>Aythya marila</i>	4	0	0%	2
Lesser scaup	<i>Aythya affinis</i>	1	0	0%	1
Podicipediformes					
Australasian grebe	<i>Tachybaptus novaehollandiae</i>	5	0	0%	1
Red-necked grebe	<i>Podiceps grisegena</i>	1	0	0%	1
Western grebe	<i>Aechmophorus occidentalis</i>	2	0	0%	1
Phaethontiformes					
Red-billed tropicbird	<i>Phaethon aethereus</i>	3	0	0%	1
Red-tailed tropicbird	<i>Phaethon rubricauda</i>	180	20	11%	4
White-tailed tropicbird	<i>Phaethon lepturus</i>	38	11	29%	2
Gaviformes					
Red-throated loon	<i>Gavia stellata</i>	25	1	4%	4
Arctic loon	<i>Gavia arctica</i>	1	1	100%	1
Pacific loon	<i>Gavia pacifica</i>	3	1	33%	2
Common loon	<i>Gavia immer</i>	3	0	0%	2
Sphenisciformes					
Emperor Penguin	<i>Aptenodytes forsteri</i>	25	0	0%	1
Gentoo Penguin	<i>Pygoscelis papua</i>	5	0	0%	1
Adelie Penguin	<i>Pygoscelis adeliae</i>	104	0	0%	1
Southern Rockhopper Penguin	<i>Eudyptes chrysocome</i>	177	2	1%	1
Little Penguin	<i>Eudyptula minor</i>	24	3	13%	1
Magellanic Penguin	<i>Spheniscus magellanicus</i>	693	199	29%	4
Humboldt Penguin	<i>Spheniscus humboldti</i>	450	10	2%	1
Procellariiformes					

English name	Scientific name	sample size	Individuals with plastic	Sp %FO	study records
Wilson's Storm-petrel	<i>Oceanites oceanicus</i>	244	83	34%	3
Grey-backed Storm-petrel	<i>Garrodia nereis</i>	11	3	27%	1
White-faced Storm-petrel	<i>Pelagodroma marina</i>	34	27	79%	2
White-bellied Storm-petrel	<i>Fregatta grallaria</i>	37	12	32%	3
Black-bellied Storm-petrel	<i>Fregatta tropica</i>	7	0	0%	2
Polynesian Storm-petrel	<i>Nesofregatta fuliginosa</i>	14	0	0%	1
European Storm-petrel	<i>Hydrobates pelagicus</i>	21	0	0%	1
Band-rumped Storm-petrel	<i>Hydrobates castro</i>	11	0	0%	2
Wedge-rumped Storm-petrel	<i>Hydrobates tethys</i>	472	3	1%	2
Leach's Storm-petrel	<i>Hydrobates leucorhous</i>	470	124	26%	7
Tristram's Storm-petrel	<i>Hydrobates tristrami</i>	150	127	85%	3
Markham's Storm-petrel	<i>Hydrobates markhami</i>	107	4	4%	2
Fork-tailed Storm-petrel	<i>Hydrobates furcatus</i>	36	33	92%	2
Northern Royal Albatross	<i>Diomedea sanfordi</i>	36	14	39%	1
Southern Royal Albatross	<i>Diomedea epomophora</i>	27	5	19%	3
Wandering Albatross	<i>Diomedea exulans</i>	79	8	10%	8
Antipodean Albatross	<i>Diomedea antipodensis</i>	3	0	0%	2
Tristan Albatross	<i>Diomedea dabbenena</i>	12	2	17%	3
Sooty Albatross	<i>Phoebastria fusca</i>	74	1	1%	2
Light-mantled Albatross	<i>Phoebastria palpebrata</i>	9	1	11%	3
Waved Albatross	<i>Phoebastria irrorata</i>	43	3	7%	1
Black-footed Albatross	<i>Phoebastria nigripes</i>	423	308	73%	6
Laysan Albatross	<i>Phoebastria immutabilis</i>	962	890	93%	11
Short-tailed Albatross	<i>Phoebastria albatrus</i>	6	4	67%	1
Atlantic Yellow-nosed Albatross	<i>Thalassarche chlororhynchos</i>	112	15	13%	9
Indian Yellow-nosed Albatross	<i>Thalassarche carteri</i>	77	0	0%	1
Grey-headed Albatross	<i>Thalassarche chrysostoma</i>	4	1	25%	1
Black-browed Albatross	<i>Thalassarche melanophris</i>	313	69	22%	12
Campbell Albatross	<i>Thalassarche impavida</i>	4	0	0%	1
Buller's Albatross	<i>Thalassarche bulleri</i>	310	13	4%	4
Shy Albatross	<i>Thalassarche cauta</i>	1311	13	1%	5
White-capped Albatross	<i>Thalassarche steadi</i>	102	0	0%	2
Chatham Albatross	<i>Thalassarche eremita</i>	1	0	0%	1
Salvin's Albatross	<i>Thalassarche salvini</i>	67	3	4%	3
Northern Giant Petrel	<i>Macronectes halli</i>	13	7	54%	4
Southern Giant Petrel	<i>Macronectes giganteus</i>	125	78	62%	8
Northern Fulmar	<i>Fulmarus glacialis</i>	3095	2537	82%	26
Southern Fulmar	<i>Fulmarus glacialoides</i>	179	41	23%	8
Antarctic Petrel	<i>Thalassoica antarctica</i>	196	3	2%	3
Cape Petrel	<i>Daption capense</i>	282	54	19%	12
Snow Petrel	<i>Pagodroma nivea</i>	410	5	1%	3

Kühn & van Franeker - Online Supplement to 'Quantitative overview of marine debris ingested by marine megafauna'

English name	Scientific name	sample size	Individuals with plastic	Sp %FO	study records
Blue Petrel	<i>Halobaena caerulea</i>	121	88	73%	4
Broad-billed Prion	<i>Pachyptila vittata</i>	393	61	16%	3
Salvin's Prion	<i>Pachyptila salvini</i>	730	155	21%	4
Antarctic Prion	<i>Pachyptila desolata</i>	81	33	41%	6
Slender-billed Prion	<i>Pachyptila belcheri</i>	243	66	27%	6
Fairy Prion	<i>Pachyptila turtur</i>	1123	181	16%	4
Kerguelen Petrel	<i>Aphrodroma brevirostris</i>	70	5	7%	4
White-winged Petrel	<i>Pterodroma leucoptera</i>	209	32	15%	4
Collared Petrel	<i>Pterodroma brevipes</i>	3	2	67%	1
Stejneger's Petrel	<i>Pterodroma longirostris</i>	72	48	67%	3
Cook's Petrel	<i>Pterodroma cookii</i>	16	5	31%	2
Pycroft's Petrel	<i>Pterodroma pycrofti</i>	7	3	43%	2
Bonin Petrel	<i>Pterodroma hypoleuca</i>	72	29	40%	3
Black-winged Petrel	<i>Pterodroma nigripennis</i>	105	4	4%	3
Murphy's Petrel	<i>Pterodroma ultima</i>	12	1	8%	2
Providence Petrel	<i>Pterodroma solandri</i>	111	12	11%	3
Kermadec Petrel	<i>Pterodroma neglecta</i>	19	0	0%	2
Trindade Petrel	<i>Pterodroma arminjoniana</i>	37	9	24%	2
Herald Petrel	<i>Pterodroma heraldica</i>	12	0	0%	2
Phoenix Petrel	<i>Pterodroma alba</i>	30	0	0%	2
Barau's Petrel	<i>Pterodroma barau</i>	98	45	46%	2
Mottled Petrel	<i>Pterodroma inexpectata</i>	10	1	10%	4
White-necked Petrel	<i>Pterodroma cervicalis</i>	24	2	8%	4
Juan Fernandez Petrel	<i>Pterodroma externa</i>	287	2	1%	2
Soft-plumaged Petrel	<i>Pterodroma mollis</i>	21	3	14%	3
Black-capped Petrel	<i>Pterodroma hasitata</i>	57	1	2%	1
Atlantic Petrel	<i>Pterodroma incerta</i>	134	28	21%	4
White-headed Petrel	<i>Pterodroma lessonii</i>	6	1	17%	1
Great-winged Petrel	<i>Pterodroma macroptera</i>	4	0	0%	1
Grey-faced Petrel	<i>Pterodroma gouldi</i>	4	0	0%	1
Grey Petrel	<i>Procellaria cinerea</i>	12	1	8%	2
White-chinned Petrel	<i>Procellaria aequinoctialis</i>	817	83	10%	14
Spectacled Petrel	<i>Procellaria conspicillata</i>	19	5	26%	3
Westland Petrel	<i>Procellaria westlandica</i>	17	3	18%	2
Black Petrel	<i>Procellaria parkinsoni</i>	10	1	10%	2
Wedge-tailed Shearwater	<i>Ardenna pacifica</i>	1277	229	18%	15
Buller's Shearwater	<i>Ardenna bulleri</i>	4	4	100%	2
Short-tailed Shearwater	<i>Ardenna tenuirostris</i>	2358	1754	74%	17
Sooty Shearwater	<i>Ardenna grisea</i>	1169	617	53%	20

English name	Scientific name	sample size	Individuals with plastic	Sp %FO	study records
Great Shearwater	<i>Ardenna gravis</i>	555	422	76%	14
Flesh-footed Shearwater	<i>Ardenna carneipes</i>	638	319	50%	8
Scopoli's Shearwater	<i>Calonectris diomedea</i>	1	1	100%	1
Cory's Shearwater	<i>Calonectris borealis</i>	624	430	69%	8
Christmas Shearwater	<i>Puffinus nativitatis</i>	44	9	20%	2
Fluttering Shearwater	<i>Puffinus gavia</i>	81	11	14%	2
Hutton's Shearwater	<i>Puffinus huttoni</i>	6	1	17%	2
Newell's Shearwater	<i>Puffinus newelli</i>	48	17	35%	2
Manx Shearwater	<i>Puffinus puffinus</i>	175	73	42%	11
Yelkouan Shearwater	<i>Puffinus yelkouan</i>	31	22	71%	1
Balearic Shearwater	<i>Puffinus mauretanicus</i>	46	32	70%	1
Little Shearwater	<i>Puffinus assimilis</i>	23	7	30%	3
Audubon's Shearwater	<i>Puffinus lherminieri</i>	175	50	29%	2
Mascarene Petrel	<i>Pseudobulweria aterrima</i>	1	1	100%	1
Tahiti Petrel	<i>Pseudobulweria rostrata</i>	190	2	1%	4
Bulwer's Petrel	<i>Bulweria bulwerii</i>	98	2	2%	4
Peruvian Diving-petrel	<i>Pelecanoides garnotii</i>	103	4	4%	1
South Georgia Diving-petrel	<i>Pelecanoides georgicus</i>	1	0	0%	1
Common Diving-petrel	<i>Pelecanoides urinatrix</i>	209	17	8%	5
Pelecaniformes					
Australian Pelican	<i>Pelecanus conspicillatus</i>	15	4	27%	1
Great White Pelican	<i>Pelecanus onocrotalus</i>	1	1	100%	1
Suliformes					
Lesser Frigatebird	<i>Fregata ariel</i>	1	0	0%	1
Great Frigatebird	<i>Fregata minor</i>	84	23	27%	2
Magnificent Frigatebird	<i>Fregata magnificens</i>	11	0	0%	1
Northern Gannet	<i>Morus bassanus</i>	60	7	12%	6
Cape Gannet	<i>Morus capensis</i>	2	1	50%	1
Australasian Gannet	<i>Morus serrator</i>	19	1	5%	2
Red-footed Booby	<i>Sula sula</i>	190	4	2%	3
Brown Booby	<i>Sula leucogaster</i>	52	9	17%	3
Masked Booby	<i>Sula dactylatra</i>	661	240	36%	5
Little Pied Cormorant	<i>Microcarbo melanoleucos</i>	1	0	0%	1
Guanay Cormorant	<i>Leucocarbo bougainvilliorum</i>	363	12	3%	1
Imperial Shag	<i>Leucocarbo atriceps</i>	1	0	0%	1
Double-crested Cormorant	<i>Nannopterum auritus</i>	7	0	0%	3
Pelagic Cormorant	<i>Urile pelagicus</i>	14	2	14%	3
European Shag	<i>Gulosus aristotelis</i>	51	27	53%	2
Great Cormorant	<i>Phalacrocorax carbo</i>	96	4	4%	4

Kühn & van Franeker - Online Supplement to 'Quantitative overview of marine debris ingested by marine megafauna'

English name	Scientific name	sample size	Individuals with plastic	Sp %FO	study records
Great Pied Cormorant	<i>Phalacrocorax varius</i>	47	6	13%	4
Charadriiformes					
Snowy sheathbill	<i>Chionis albus</i>	2	0	0%	1
Black-faced sheathbill	<i>Chionis minor</i>	3	3	100%	1
Red-necked Phalarope	<i>Phalaropus lobatus</i>	39	9	23%	2
Red Phalarope	<i>Phalaropus fulicarius</i>	74	56	76%	4
Brown Noddy	<i>Anous stolidus</i>	187	5	3%	6
Lesser Noddy	<i>Anous tenuirostris</i>	24	9	38%	2
Black Noddy	<i>Anous minutus</i>	44	1	2%	2
Blue Noddy	<i>Anous ceruleus</i>	3	0	0%	1
Common White Tern	<i>Gygis alba</i>	54	1	2%	3
Sabine's Gull	<i>Xema sabini</i>	3	1	33%	3
Ivory Gull	<i>Pagophila eburnea</i>	1	0	0%	1
Red-legged Kittiwake	<i>Rissa brevirostris</i>	61	10	16%	2
Black-legged Kittiwake	<i>Rissa tridactyla</i>	574	46	8%	9
Bonaparte's Gull	<i>Larus philadelphia</i>	36	6	17%	2
Black-headed Gull	<i>Larus ridibundus</i>	66	21	32%	5
Brown-hooded Gull	<i>Larus maculipennis</i>	3	0	0%	1
Silver Gull	<i>Larus novaehollandiae</i>	14	1	7%	2
Laughing Gull	<i>Larus atricilla</i>	14	2	14%	1
Mediterranean Gull	<i>Larus melanocephalus</i>	5	1	20%	2
Audouin's Gull	<i>Larus audouinii</i>	16	2	13%	2
Pacific Gull	<i>Larus pacificus</i>	43	1	2%	1
Black-tailed Gull	<i>Larus crassirostris</i>	19	19	100%	1
Ring-billed Gull	<i>Larus delawarensis</i>	2	0	0%	1
Mew Gull	<i>Larus canus</i>	364	8	2%	4
Kelp Gull	<i>Larus dominicanus</i>	1929	280	15%	6
Lesser Black-backed Gull	<i>Larus fuscus</i>	439	40	9%	4
European Herring Gull	<i>Larus argentatus</i>	14	4	29%	2
Yellow-legged Gull	<i>Larus michahellis</i>	479	239	50%	5
Arctic Herring Gull	<i>Larus smithsonianus</i>	33	24	73%	2
Iceland Gull	<i>Larus glaucoides</i>	3	2	67%	2
Glaucous-winged Gull	<i>Larus glaucescens</i>	676	73	11%	4
Glaucous Gull	<i>Larus hyperboreus</i>	33	1	3%	1
Great Black-backed Gull	<i>Larus marinus</i>	13	7	54%	3
Aleutian Tern	<i>Onychoprion aleuticus</i>	8	0	0%	1
Sooty Tern	<i>Onychoprion fuscatus</i>	242	11	5%	7
Bridled Tern	<i>Onychoprion anaethetus</i>	67	0	0%	1
Grey-backed Tern	<i>Onychoprion lunatus</i>	41	0	0%	3

Kühn & van Franeker - Online Supplement to 'Quantitative overview of marine debris ingested by marine megafauna'

English name	Scientific name	sample size	Individuals with plastic	Sp %FO	study records
Little Tern	<i>Sternula albifrons</i>	3	0	0%	1
Least Tern	<i>Sternula antillarum</i>	1	0	0%	1
Common Gull-billed Tern	<i>Gelochelidon nilotica</i>	3	0	0%	1
Caspian Tern	<i>Hydroprogne caspia</i>	2	0	0%	1
Black Tern	<i>Chlidonias niger</i>	9	1	11%	2
Roseate Tern	<i>Sterna dougallii</i>	1	0	0%	1
South American Tern	<i>Sterna hirundinacea</i>	3	0	0%	1
Common Tern	<i>Sterna hirundo</i>	787	7	1%	3
Arctic Tern	<i>Sterna paradisaea</i>	47	0	0%	3
Antarctic Tern	<i>Sterna vittata</i>	17	0	0%	1
Forster's Tern	<i>Sterna forsteri</i>	3	0	0%	1
Snowy-crowned Tern	<i>Sterna trudeaui</i>	1	0	0%	1
Sandwich Tern	<i>Thalasseus sandvicensis</i>	45	0	0%	2
Royal Tern	<i>Thalasseus maximus</i>	28	0	0%	2
Greater Crested Tern	<i>Thalasseus bergii</i>	4	0	0%	2
Long-tailed Jaeger	<i>Stercorarius longicaudus</i>	19	3	16%	2
Arctic Jaeger	<i>Stercorarius parasiticus</i>	7	2	29%	3
Pomarine Jaeger	<i>Stercorarius pomarinus</i>	43	2	5%	3
Great Skua	<i>Catharacta skua</i>	1521	169	11%	4
South Polar Skua	<i>Catharacta maccormicki</i>	25	0	0%	1
Brown Skua	<i>Catharacta antarctica</i>	577	4	1%	4
Rhinoceros Auklet	<i>Cerorhinca monocerata</i>	59	0	0%	4
Tufted Puffin	<i>Fratercula cirrhata</i>	647	150	23%	4
Atlantic Puffin	<i>Fratercula arctica</i>	383	48	13%	4
Horned Puffin	<i>Fratercula corniculata</i>	270	99	37%	3
Cassin's Auklet	<i>Ptychoramphus aleuticus</i>	1059	78	7%	6
Parakeet Auklet	<i>Aethia psittacula</i>	325	281	86%	3
Least Auklet	<i>Aethia pusilla</i>	102	1	1%	2
Whiskered Auklet	<i>Aethia pygmaea</i>	513	1	0%	3
Crested Auklet	<i>Aethia cristatella</i>	125	1	1%	2
Marbled Murrelet	<i>Brachyramphus marmoratus</i>	164	0	0%	3
Kittlitz's Murrelet	<i>Brachyramphus brevirostris</i>	22	0	0%	2
Black Guillemot	<i>Cepphus grylle</i>	4	0	0%	2
Pigeon Guillemot	<i>Cepphus columba</i>	71	1	1%	3
Ancient Murrelet	<i>Synthliboramphus antiquus</i>	89	0	0%	3
Guadalupe Murrelet	<i>Synthliboramphus hypoleucus</i>	5	0	0%	1
Razorbill	<i>Alca torda</i>	108	1	1%	4
Little Auk	<i>Alle alle</i>	427	119	28%	7
Thick-billed Murre	<i>Uria lomvia</i>	2575	143	6%	9
Common Murre	<i>Uria aalge</i>	814	45	6%	9
	<i>Marine Mammals</i>				

English name	Scientific name	sample size	Individuals with plastic	Sp %FO	study records
Carnivora					
Seals (Pinnipeds)					
Otariidae					
South American fur seal	<i>Arctocephalus australis</i>	184	43	23%	2
Antarctic fur seal	<i>Arctocephalus gazella</i>	3453	9	0%	2
Subantarctic fur seal	<i>Arctocephalus tropicalis</i>	4905	0	0%	1
New Zealand sea lion	<i>Phocarctos hookeri</i>	51	6	12%	1
Phocidae					
Grey seal	<i>Halichoerus grypus</i>	126	6	5%	2
Mediterranean monk seal	<i>Monachus monachus</i>	2	1	50%	1
Harp seal	<i>Phoca groenlandica</i>	1	1	100%	1
Harbour seal	<i>Phoca vitulina</i>	1062	26	2%	3
Baleen whales (Mysticeti)					
Balaenopteridae					
Common minke whale	<i>Balaenoptera acutorostrata</i>	2	2	100%	2
Sei whale	<i>Balaenoptera borealis</i>	1	1	100%	1
Bryde's whale	<i>Balaenoptera edeni</i>	1	1	100%	1
Blue whale	<i>Balaenoptera musculus</i>	1	1	100%	1
Fin whale	<i>Balaenoptera physalus</i>	89	9	10%	5
Humpback whale	<i>Megaptera novaeangliae</i>	2	2	100%	2
Toothed whales (Odontoceti)					
Physeteridae					
Sperm whale	<i>Physeter macrocephalus</i>	145	37	26%	13
Kogiidae					
Pygmy sperm whale	<i>Kogia breviceps</i>	38	9	24%	8
Dwarf sperm whale	<i>Kogia sima</i>	1	1	100%	1
Ziphiidae					
Baird's beaked whale	<i>Berardius bairdii</i>	86	23	27%	1
Northern bottlenose whale	<i>Hyperoodon ampullatus</i>	21	3	14%	2
Longman's beaked whale	<i>Indopacetus pacificus</i>	6	5	83%	3
Sowerby's beaked whale	<i>Mesoplodon bidens</i>	8	2	25%	2
Hubbs' beaked whale	<i>Mesoplodon carlhubbsi</i>	3	1	33%	1
Gervais' beaked whale	<i>Mesoplodon europaeus</i>	40	3	8%	3
Ginkgo-toothed beaked whale	<i>Mesoplodon ginkgodens</i>	2	1	50%	1
Deraniyagala's beaked whale	<i>Mesoplodon hotaula</i>	1	1	100%	1
True's beaked whale	<i>Mesoplodon mirus</i>	8	6	75%	3
Stejneger's beaked whale	<i>Mesoplodon stejnegeri</i>	13	3	23%	2
Blainville's beaked whale	<i>Mesoplodon densirostris</i>	9	5	56%	3
Cuvier's beaked whale	<i>Ziphius cavirostris</i>	69	13	19%	6
Pontoporiidae					
Franciscana	<i>Pontoporia blainvillei</i>	197	44	22%	2
Monodontidae					
Narwhal	<i>Monodon monoceros</i>	1	1	100%	1

English name	Scientific name	sample size	Individuals with plastic	Sp %FO	study records
Delphinidae					
Common dolphin	<i>Delphinus delphis</i>	443	69	16%	5
Short-finned pilot whale	<i>Globicephala macrorhynchus</i>	42	1	2%	2
Long-finned pilot whale	<i>Globicephala melas</i>	5	3	60%	2
Risso's dolphin	<i>Grampus griseus</i>	31	12	39%	7
Fraser's dolphin	<i>Lagenodelphis hosei</i>	4	2	50%	2
Atlantic white-sided dolphin	<i>Lagenorhynchus acutus</i>	1	1	100%	1
White-beaked dolphin	<i>Lagenorhynchus albirostris</i>	1	1	100%	1
Pacific white-sided dolphin	<i>Lagenorhynchus obliquidens</i>	1	1	100%	1
Killer whale	<i>Orcinus orca</i>	16	5	31%	3
Melon-headed whale	<i>Peponocephala electra</i>	2	2	100%	2
False killer whale	<i>Pseudorca crassidens</i>	2	0	0%	2
Indo-Pacific humpback dolphin	<i>Sousa chinensis</i>	3	3	100%	1
Guiana river dolphin	<i>Sotalia guianensis</i>	78	2	3%	2
Striped dolphin	<i>Stenella coeruleoalba</i>	207	13	6%	7
Atlantic spotted dolphin	<i>Stenella frontalis</i>	110	14	13%	2
Rough-toothed dolphin	<i>Steno bredanensis</i>	23	4	17%	3
Common bottlenose dolphin	<i>Tursiops truncatus</i>	1526	72	5%	9
Phocoenidae					
Narrow-ridged finless porpoise	<i>Neophocaena asiaorientalis</i>	7	7	100%	1
Harbour porpoise	<i>Phocoena phocoena</i>	1852	100	5%	9
Manatees and Dugongs (Sirenia)					
West Indian/Florida manatee	<i>Trichechus manatus</i>	4604	281	6%	3
Reptiles					
Turtles					
Cheloniidea					
Loggerhead turtle	<i>Caretta caretta</i>	3919	843	22%	41
Kemp's ridley turtle	<i>Lepidochelys kempii</i>	304	106	35%	6
Olive ridley turtle	<i>Lepidochelys olivacea</i>	179	81	45%	10
Green turtle	<i>Chelonia mydas</i>	2720	1275	47%	49
Hawksbill turtle	<i>Eretmochelys imbricata</i>	86	31	36%	9
Flatback turtle	<i>Natator depressis</i>	2	2	100%	2
Dermodochelyidae					
Leatherback turtle	<i>Dermochelys coriacea</i>	669	198	30%	23

Online Supplement Table 3. Comparison of data on ingestion and entanglement from Kühn et al. (2015) and the current data

Taxa	Kühn et al. 2015*							Current review						
	<i>species</i>	Ingestio n		Enatanglemen t		Ingestion & Entanglemen t		<i>species</i>	Ingestio n		Enatanglemen t		Ingestion & Entanglemen t	
	<i>n</i>	n	%	n	%	n	%	<i>n</i>	n	%	n	%	n	%
Seabirds														
Anseriformes (marine ducks)	13	1	7.70%	5	38.50%	5	38.50%	26	2	8%	6	23%	6	23%
Podicipediformes (grebes)	23	0	0%	6	26.10%	6	26.10%	20	0	0%	6	30%	6	30%
Phaetontiformes (tropicbirds)	3	2	66.70%	0	0%	2	66.70%	3	2	67%	1	33%	3	100%
Gaviformes (loons)	5	3	60%	3	60%	4	80%	5	4	80%	5	100%	5	100%
Sphenisciformes (penguins)	18	5	27.80%	6	33.30%	9	50%	18	5	28%	6	33%	9	50%
Procellariiformes (tubenoses)	141	84	59.60%	24	17%	85	60.30%	144	91	63%	18	13%	91	63%
Pelecaniformes (pelicans)	8	2	25%	4	50%	5	62.50%	8	3	38%	4	50%	5	63%
Suliformes (gannets, cormorants)	56	12	21.40%	16	28.60%	20	35.70%	49	15	31%	19	39%	24	49%
Charadriiformes (gulls, terns, skuas, auks)	139	55	39.60%	39	28.10%	67	48.20%	136	58	43%	47	35%	77	57%
All Seabirds	406	164	40.40%	103	25.40%	203	50%	409	180	44%	112	27%	226	55%
Marine Mammals														
Ursidae (polar bears)	1	0	0%	1	100%	1	100%	1	0	0%	1	100%	1	100%
Mustelidae (marine otters)	2	0	0%	1	50%	1	50%	2	0	0%	2	100%	2	100%
Pinnipedia (seals)	33	12	36.40%	22	66.70%	22	66.70%	31	15	48%	22	71%	22	71%
Cetartiodactyla (whales)	80	47	58.75%	25	31.25%	54	67.50%	86	52	60%	22	26%	59	69%
Mysticeti (baleen whales)	13	7	53.80%	9	69.20%	10	76.90%	14	8	57%	10	71%	12	86%
Odontoceti (toothed whales)	67	40	59.70%	16	23.90%	44	65.70%	72	44	61%	12	17%	47	65%
Sirenia (manatees, dugongs)	5	3	60%	2	40%	3	60%	3	2	67%	2	67%	2	67%
All Marine Mammals	123	62	50.40%	51	41.50%	81	65.90%	123	69	56%	49	40%	86	70%
Other taxa														
All Turtles	7	7	100%	7	100%	7	100%	7	7	100%	7	100%	7	100%
All Squamata (sea snakes)	62	0	0%	2	3.20%	2	3.20%	62	0	0%	2	3%	2	3%
All Fish	32554	92		89		166		31243	363		101		430	
All Invertebrates	159000	6		92		99		159000	82		83		163	
All Species		331		344		557			701		354		914	

*Kühn S, Bravo Rebolledo EL, van Franeker JA (2015) Deleterious effects of litter on marine life. In: Bergmann M, Gutow L, Klages M (eds) Marine Anthropogenic Litter. Springer (<http://edepot.wur.nl/344861>), pp 75-116

References to Online Supplement Table 1

References marked with an * are used in Sp-%FO calculations for marine birds, mammals & turtles. References marked with an ² are used for calculations in population average number of plastic pieces per individual in seabirds.

- Abbasi S, Soltani N, Keshavarzi B, Moore F, Turner A, Hassanaghaei M (2018) Microplastics in different tissues of fish and prawn from the Musa Estuary, Persian Gulf. *Chemosphere* 205: 80-87 doi <https://doi.org/10.1016/j.chemosphere.2018.04.076>
- Abidli S, Lahbib Y, Trigui El Menif N (2019) Microplastics in commercial molluscs from the lagoon of Bizerte (Northern Tunisia). *Marine Pollution Bulletin* 142: 243-252 doi <https://doi.org/10.1016/j.marpolbul.2019.03.048>
- *Abreo NAS, Macusi ED, Blatchley DB, Cuenca GC (2016a) First Evidence of Plastic Ingestion by the Rare Deraniyagala's Beaked Whale (*Mesoplodon hotaula*). *IAMURE International Journal of Ecology and Conservation* 19: 16-36
- *Abreo NAS, Macusi ED, Blatchley DD, Cuenca GC (2016b) Ingestion of Marine Plastic Debris by Green Turtle (*Chelonia mydas*) in Davao Gulf, Mindanao, Philippines. *Philippine Journal of Science* 145: 17-23
- Abreo NAS, Blatchley D, Superio MD (2019a) Stranded whale shark (*Rhincodon typus*) reveals vulnerability of filter-feeding elasmobranchs to marine litter in the Philippines. *Marine Pollution Bulletin* 141: 79-83 doi <https://doi.org/10.1016/j.marpolbul.2019.02.030>
- *Abreo NAS, Thompson KF, Arabejo GFP, Superio MDA (2019b) Social media as a novel source of data on the impact of marine litter on megafauna: The Philippines as a case study. *Marine Pollution Bulletin* 140: 51-59 doi <https://doi.org/10.1016/j.marpolbul.2019.01.030>
- *²Acampora H, Schuyler QA, Townsend KA, Hardesty BD (2014) Comparing plastic ingestion in juvenile and adult stranded short-tailed shearwaters (*Puffinus tenuirostris*) in eastern Australia. *Marine Pollution Bulletin* 78: 63-68 doi <http://dx.doi.org/10.1016/j.marpolbul.2013.11.009>
- *²Acampora H, Lyashevskaya O, Van Franeker JA, O'Connor I (2016) The use of beached bird surveys for marine plastic litter monitoring in Ireland. *Marine Environmental Research* 120: 122-129 doi <http://dx.doi.org/10.1016/j.marenvres.2016.08.002>
- *²Acampora H, Berrow S, Newton S, O'Connor I (2017) Presence of plastic litter in pellets from Great Cormorant (*Phalacrocorax carbo*) in Ireland. *Marine Pollution Bulletin* 117: 512-514 doi <http://dx.doi.org/10.1016/j.marpolbul.2017.02.015>
- *Adimey NM, Hudak CA, Powell JR, Bassos-Hull K, Foley A, Farmer NA, White L, Minch K (2014) Fishery gear interactions from stranded bottlenose dolphins, Florida manatees and sea turtles in Florida, USA. *Marine Pollution Bulletin* 81: 103-115 doi <http://dx.doi.org/10.1016/j.marpolbul.2014.02.008>
- Afelin C, Puleloa B (1982) Marine turtles. Scientific Event Alert Network (SEAN) Bulletin 7: 13
- *²Ainley DG, Fraser WR, Spear LB (1990a) The incidence of plastic in the diets of Antarctic seabirds. Shomura RS, Godfrey ML, Proceedings of the Workshop on the fate and impact of marine debris, Honolulu, Hawaii, pp 682-691
- *²Ainley DG, Spear LB, Ribic CA (1990b) The incidence of plastic in the diets of pelagic seabirds in the eastern equatorial Pacific region. Shomura RS, Godfrey ML, Proceedings of the Workshop on the fate and impact of marine debris, Honolulu, Hawaii, pp 653-665
- Akyol O, Aydin I (2018) Abnormal *Raja clavata* (Rajidae) in the Aegean Sea: a Ghost Fishing Effect. *Turkish Journal of Fisheries and Aquatic Sciences* 18: 357-358 doi http://dx.doi.org/10.4194/1303-2712-v18_2_15
- Allen R, Jarvis D, Sayer S, Mills C (2012) Entanglement of grey seals *Halichoerus grypus* at a haul out site in Cornwall, UK. *Marine Pollution Bulletin* 64: 2815-2819 doi <http://dx.doi.org/10.1016/j.marpolbul.2012.09.005>
- *Allen W (1992) Loggerhead dies after ingesting marine debris. *Marine Turtle Newsletter* 58: 10
- *Almengor MA, Avila RM (1994) Ingested plastic implicated in death of juvenile hawksbill. *Marine Turtle Newsletter* 64: 13
- Alomar C, Deudero S (2017) Evidence of microplastic ingestion in the shark *Galeus melastomus* Rafinesque, 1810 in the continental shelf off the western Mediterranean Sea. *Environmental Pollution* 223: 223-229 doi <http://dx.doi.org/10.1016/j.envpol.2017.01.015>
- Alomar C, Sureda A, Capó X, Guijarro B, Tejada S, Deudero S (2017) Microplastic ingestion by *Mullus surmuletus* Linnaeus, 1758 fish and its potential for causing oxidative stress. *Environmental Research* 159: 135-142 doi <http://dx.doi.org/10.1016/j.envres.2017.07.043>
- Alshawafi A, Analla M, Alwashali E, Ahechti M, Aksissou M (2018) Impacts of Marine Waste, Ingestion of Microplastic in the Fish, Impact on Fishing Yield, M'diq, Morocco. *International Journal of Marine Biology and Research* 3: 1-14 doi <http://dx.doi.org/10.15226/24754706/3/2/00125>
- *²Álvarez G, Barros Á, Velando A (2018) The use of European shag pellets as indicators of microplastic fibers in the marine environment. *Marine Pollution Bulletin* 137: 444-448 doi <https://doi.org/10.1016/j.marpolbul.2018.10.050>
- *²Amélineau F, Bonnet D, Heitz O, Mortreux V, Harding AM, Karnovsky N, Walkusz W, Fort J, Gremillet D (2016) Microplastic pollution in the Greenland Sea: Background levels and selective contamination of planktivorous diving seabirds. *Environmental Pollution* 219: 1131-1139 doi <http://dx.doi.org/10.1016/j.envpol.2016.09.017>
- Anastasopoulou A, Kovač Viršek M, Bojanić Varežić D, Digka N, Fortibuoni T, Koren Š, Mandić M, Mytilineou C, Pešić A, Ronchi F, Šiljić J, Torre M, Tsangaris C, Tutman P (2018) Assessment on marine litter ingested by fish in the Adriatic and NE Ionian Sea macro-region (Mediterranean). *Marine Pollution Bulletin* 133: 841-851 doi <https://doi.org/10.1016/j.marpolbul.2018.06.050>
- Anastasopoulou A, Mytilineou C, Smith CJ, Papadopoulou KN (2013) Plastic debris ingested by deep-water fish of the Ionian Sea (Eastern Mediterranean). *Deep Sea Research Part I: Oceanographic Research Papers* 74: 11-13 doi <http://dx.doi.org/10.1016/j.dsr.2012.12.008>
- *Anderson DJ, Huyvaert KP, Awkerman JA, Proaño CB, Milstead WB, Jiménez-Uzcátegui G, Cruz S, Grace JK (2008) Population status of the Critically Endangered waved albatross *Phoebastria irrorata*, 1999 to 2007. *Endangered Species Research* 5: 185-192 doi <http://dx.doi.org/10.3354/esr00089>
- Anderson JA, Alford AB (2014) Ghost fishing activity in derelict blue crab traps in Louisiana. *Marine Pollution Bulletin* 79: 261-267 doi <http://dx.doi.org/10.1016/j.marpolbul.2013.12.002>

- *Arbelo M, de los Monteros AE, Herráez P, Andrada M, Sierra E, Rodríguez F, Jepson PD, Fernández A (2013) Pathology and causes of death of stranded cetaceans in the Canary Islands (1999–2005). *Diseases of Aquatic Organisms* 103: 87-99 doi <http://dx.doi.org/10.3354/dao02558>
- Arnould JPY, Croxall JP (1995) Trends in entanglement of Antarctic fur seals (*Arctocephalus gazella*) in man-made debris at South Georgia. *Marine Pollution Bulletin* 30: 707-712 doi [https://doi.org/10.1016/0025-326X\(95\)00054-Q](https://doi.org/10.1016/0025-326X(95)00054-Q)
- Attademo FL, Balensiefer DC, Freire AC, de Sousa GP, da Cunha FA, Luna Fde O (2015) Debris ingestion by the Antillean Manatee (*Trichechus manatus manatus*). *Marine Pollution Bulletin* 101: 284-287 doi <http://dx.doi.org/10.1016/j.marpolbul.2015.09.040>
- Auman HJ, Ludwig JP, Giesy JP, Colborn T (1997) Plastic ingestion by Laysan Albatross chicks on Sand Island, Midway Atoll, in 1994 and 1995. In: Robinson G, Gales R (eds) *Albatross Biology and Conservation*. Surrey Beatty and Sons, Chipping Norton
- ²Auman HJ, Woehler EJ, Riddle MJ, Burton H (2004) First evidence of ingestion of plastic debris by seabirds at Sub-Antarctic Heard Island. *Marine Ornithology* 32: 105-106
- Auriolles-Gamboa D, García-Rodríguez F, Ramírez-Rodríguez M, Hernández-Camacho C (2003) Interacción entre el lobo marino de California y la pesquería artesanal en la Bahía de La Paz, Golfo de California, México Interaction between the California sea lion and the artisanal fishery in La Paz Bay, Gulf of California, Mexico. *Ciencias Marinas* 29: 357-370
- *Avery-Gomm S, O'Hara PD, Kleine L, Bowes V, Wilson LK, Barry KL (2012) Northern fulmars as biological monitors of trends of plastic pollution in the eastern North Pacific. *Marine Pollution Bulletin* 64: 1776-1781 doi <http://dx.doi.org/10.1016/j.marpolbul.2012.04.017>
- *²Avery-Gomm S, Provencher JF, Morgan KH, Bertram DF (2013) Plastic ingestion in marine-associated bird species from the eastern North Pacific. *Marine Pollution Bulletin* 72: 257-259 doi <http://dx.doi.org/10.1016/j.marpolbul.2013.04.021>
- *²Avery-Gomm S, Valliant M, Schacter CR, Robbins KF, Liboiron M, Daoust P-Y, Rios LM, Jones IL (2016) A study of wrecked Dovekies (*Alle alle*) in the western North Atlantic highlights the importance of using standardized methods to quantify plastic ingestion. *Marine Pollution Bulletin* 113: 75-80 doi <http://dx.doi.org/10.1016/j.marpolbul.2016.08.062>
- *²Avery-Gomm S, Provencher JF, Liboiron M, Poon FE, Smith PA (2018) Plastic pollution in the Labrador Sea: An assessment using the seabird northern fulmar *Fulmarus glacialis* as a biological monitoring species. *Marine Pollution Bulletin* 127: 817-822 doi <https://doi.org/10.1016/j.marpolbul.2017.10.001>
- Avio CG, Gorbi S, Regoli F (2015) Experimental development of a new protocol for extraction and characterization of microplastics in fish tissues: first observations in commercial species from Adriatic Sea. *Marine Environmental Research* 111: 18-26 doi <http://dx.doi.org/10.1016/j.marenvres.2015.06.014>
- *Awabdi DR, Siciliano S, Di Benedetto APM (2013) Ingestão de resíduos sólidos por tartarugas-verdes juvenis, *Chelonia mydas* (L. 1758), na costa leste do estado do Rio de Janeiro, Brasil. *Biotemas* 26: 197-200 doi <http://dx.doi.org/10.5007/2175-7925.2013v26n1p197>
- Azevedo AF, Lailson-Brito J, Dorneles PR, van Sluys M, Cunha HA, Fragoso ABL (2009) Human-induced injuries to marine tucuxis (*Sotalia guianensis*) (Cetacea: Delphinidae) in Brazil. *Marine Biodiversity Records* 2: e22 doi <http://dx.doi.org/10.1017/s1755267208000262>
- Baalkhuyur FM, Dohaish E-JAB, Elhalwagy ME, Alikunhi NM, AlSuwailam AM, Røstad A, Coker DJ, Berumen ML, Duarte CM (2018) Microplastic in the gastrointestinal tract of fishes along the Saudi Arabian Red Sea coast. *Marine Pollution Bulletin* 131: 407-415 doi <https://doi.org/10.1016/j.marpolbul.2018.04.040>
- Baba N, Kiyota M, Yoshida K (1990) Distribution of marine debris in Northern fur seals in the eastern Bering Sea. Shomura RS, Godfrey ML, *Proceedings of the Second International Conference on marine debris, Honolulu, Hawaii*, pp 419-430
- *Baird RW, Hooker SK (2000) Ingestion of Plastic and Unusual Prey by a Juvenile Harbour Porpoise. *Marine Pollution Bulletin* 40: 719-720 doi [https://doi.org/10.1016/S0025-326X\(00\)00051-5](https://doi.org/10.1016/S0025-326X(00)00051-5)
- Balazs GH (1978) A hawksbill turtle in Kaneohe Bay, Oahu. *Elepaio* 38: 128-129
- *Balazs GH (1980) Synopsis of biological data on the green turtle in the Hawaiian Islands. U.S. Department of Commerce, pp 141
- *Balazs GH (1983) Sea turtles and their traditional usage in Tokelau. *Atoll Research Bulletin* 279: 1-29
- Balazs GH (1985) Impact of ocean debris on marine turtles: Entanglement and ingestion. Shomura RS, Yoshida HO, *Proceedings of the workshop on the fate and impact of Marine debris, 26-29 November 1984, Honolulu, Hawaii* NOAA Technical Memo NOAA-TM-NMFS-SWFC-54 pp 387-429
- ²Baltz DM, Morejohn GV (1976) Evidence from seabirds and plastic particle pollution off Central California. *Western Birds* 7: 11-112
- *Bane G (1992) First report of a loggerhead sea turtle from Alaska. *Marine Turtle Newsletter* 58: 1-2
- *Barbieri E (2009) Occurrence of plastic particles in procellariiforms, south of São Paulo state (Brazil). *Brazilian Archives of Biology and Technology* 52: 341-348
- Barcenas-De la Cruz D, DeRango E, Johnson SP, Simeone CA (2018) Evidence of anthropogenic trauma in marine mammals stranded along the central California coast, 2003–2015. *Marine Mammal Science* 34: 330-346 doi <http://dx.doi.org/10.1111/mms.12457>
- Barco SG, D'Eri LR, Woodward BL, Winn JP, Rotstein DS (2010) Spectra® fishing twine entanglement of a bottlenose dolphin: A case study and experimental modeling. *Marine Pollution Bulletin* 60: 1477-1481 doi <https://doi.org/10.1016/j.marpolbul.2010.05.005>
- *Barreiros JP, Barcelos J (2001) Plastic ingestion by a Leatherback Turtle, *Dermochelys coriacea*, from the Azores (NE Atlantic). *Marine Pollution Bulletin* 42: 1196-1197 doi [https://doi.org/10.1016/S0025-326X\(01\)00215-6](https://doi.org/10.1016/S0025-326X(01)00215-6)
- Barreiros JP, Guerreiro O (2014) Notes on a plastic debris collar on a juvenile *Pagellus acarne* (Perciformes: Sparidae) from Terceira Island, Azores, NE Atlantic. *Bothalia–Pretoria* 44: 2-5
- Barreiros JP, Raykov VS (2014) Lethal lesions and amputation caused by plastic debris and fishing gear on the loggerhead turtle *Caretta caretta* (Linnaeus, 1758). Three case reports from Terceira Island, Azores (NE Atlantic). *Marine Pollution Bulletin* 86: 518-522 doi <http://dx.doi.org/10.1016/j.marpolbul.2014.07.020>

- Barros NB, Odell DK, Patton GW (1990) Ingestion of plastic debris by stranded marine mammals from Florida. Shomura RS, Godfrey ML, Proceedings of the Second International Conference on marine debris, Honolulu, Hawaii, pp 746
- Barros NB, Gasparini JL, Barbosa LA, Netto RF, Moreaes CS (1997) Ingestao de plástico como provável causa mortis de uma baleia-pilto-de-peitorais-curtas, *Globicephala macrorhynchus* Gray, 1846 no litoral do estado de Espírito Santo Anais do 7o Congresso Nordestino de Ecologia, Ilhéus, Bahia, Brazil, pp 336
- *Başkale E, Sözbilen D, Katılmış Y, Azmaz M, Kaska Y (2018) An evaluation of sea turtle strandings in the Fethiye-Göcek Specially Protected Area: An important foraging ground with an increasing mortality rate. *Ocean & Coastal Management* 154: 26-33 doi <https://doi.org/10.1016/j.ocecoaman.2018.01.003>
- *Basto MN, Nicastro KR, Tavares AI, McQuaid CD, Casero M, Azevedo F, Zardi GI (2019) Plastic ingestion in aquatic birds in Portugal. *Marine Pollution Bulletin* 138: 19-24 doi <https://doi.org/10.1016/j.marpolbul.2018.11.024>
- Battaglia P, Pedà C, Musolino S, Esposito V, Andaloro F, Romeo T (2016) Diet and first documented data on plastic ingestion of *Trachinotus ovatus* L. 1758 (Pisces: Carangidae) from the Strait of Messina (central Mediterranean Sea). *Italian Journal of Zoology* 83: 121-129 doi <http://dx.doi.org/10.1080/11250003.2015.1114157>
- *Baulch S, Perry C (2014) Evaluating the impacts of marine debris on cetaceans. *Marine Pollution Bulletin* 80: 210-221 doi <http://dx.doi.org/10.1016/j.marpolbul.2013.12.050>
- *Baxter A (2009) Report on the blue whale stranding northwest coast of the South Island, New Zealand, May 2009. Department of Conservation, Nelson, New Zealand, pp 4
- *Beck CA, Barros NB (1991) The impact of debris on the Florida Manatee. *Marine Pollution Bulletin* 22: 508-510 doi [https://doi.org/10.1016/0025-326X\(91\)90406-I](https://doi.org/10.1016/0025-326X(91)90406-I)
- *Behera S, Tripathy B, Sivakumar K, Choudhury BC (2015) Stomach Contents of Olive Ridley Turtles (*Lepidochelys olivacea*) occurring in Gahirmatha, Odisha Coast of India. *Proceedings of the Zoological Society* 68: 91-95 doi <http://dx.doi.org/10.1007/s12595-014-0100-0>
- Bellas J, Martínez-Armenttal J, Martínez-Cámara A, Besada V, Martínez-Gómez C (2016) Ingestion of microplastics by demersal fish from the Spanish Atlantic and Mediterranean coasts. *Marine Pollution Bulletin* 109: 55-60 doi <http://dx.doi.org/10.1016/j.marpolbul.2016.06.026>
- Below TH (1979) First report of pellet ejection in 11 species. *Wilson Bulletin* 91: 626-628 doi <https://www.istor.org/stable/4161280>
- Bengston JL, Fowler CW, Kajimura H, Merrick R, Yoshida K, Nomura S (1988) Fur seal entanglement studies: juvenile males and newly weaned pups, St. Paul Island, Alaska. Department of Commerce, NOAA, National Marine Fisheries Service, Kozloff P, Kajimura H, Fur seal investigations 1985, Washington, D.C., pp 34-57
- Benjamin D, Rozario JV, Jose D, Prabhakaran M, Kurup BM, Harikrishnan M (2014) Plastic ingestion by Bigeye Thresher shark *Alopias superciliosus* off Ratnagiri southwest coast of India. *International Journal of Environmental Sciences* 5: 277-281 doi <http://dx.doi.org/10.6088/ijes.2014050100024>
- Bergmann M, Lutz B, Tekman MB, Gutow L (2017) Citizen scientists reveal: Marine litter pollutes Arctic beaches and affects wild life. *Marine Pollution Bulletin* 125: 535-540 doi <https://doi.org/10.1016/j.marpolbul.2017.09.055>
- Bernardini I, Garibaldi F, Canesi L, Fossi MC, Baini M (2018) First data on plastic ingestion by blue sharks (*Prionace glauca*) from the Ligurian Sea (North-Western Mediterranean Sea). *Marine Pollution Bulletin* 135: 303-310 doi <https://doi.org/10.1016/j.marpolbul.2018.07.022>
- Berón MP, Favero M (2009) Mortality and injuries of Ologr's Gull *Larus atlanticus* individuals associated with sport fishing activities in Mar Chiquita Coastal Lagoon, Buenos Aires Province. *El Hornero* 24: 99-102
- Bessa F, Barria P, Neto JM, Frias JP, Otero V, Sobral P, Marques JC (2018) Microplastics in Juvenile Commercial Fish from an Estuarine Environment, Proceedings of the International Conference on Microplastic Pollution in the Mediterranean Sea, pp 131-135
- *Besseling E, Foekema EM, Van Franeker JA, Leopold MF, Kühn S, Bravo Rebolledo EL, Heße E, Mielke L, IJzer J, Kamminga P (2015) Microplastic in a macro filter feeder: Humpback whale *Megaptera novaeangliae*. *Marine Pollution Bulletin* 95: 248-252 doi <http://dx.doi.org/10.1016/j.marpolbul.2015.04.007>
- *Bester AJ, Priddel D, Klomp NI (2010) Diet and Foraging Behaviour of the Providence Petrel *Pterodroma solandri*. *Marine Ornithology* 39: 163-172
- Bilkovic DM, Havens K, Stanhope D, Angstadt K (2014) Derelict fishing gear in Chesapeake Bay, Virginia: Spatial patterns and implications for marine fauna. *Marine Pollution Bulletin* 80: 114-123 doi <http://dx.doi.org/10.1016/j.marpolbul.2014.01.034>
- Bjørke CN (2014) Her kjemper ryddegruppa mot en gigantisk not. 300 meter unna sitter en isbjørn fast i en annen. Svalbardposten 01/08/2014, Svalbard, Norway, pp 10-13
- *Bjorndal KA, Bolten AB, Lagoux CJ (1994) Ingestion of Marine Debris by Juvenile Sea Turtles in Coastal Florida Habitats. *Marine Pollution Bulletin* 28: 154-158 doi [https://doi.org/10.1016/0025-326X\(94\)90391-3](https://doi.org/10.1016/0025-326X(94)90391-3)
- *Blight LK, Burger AE (1997) Occurrence of plastic particles in Seabirds from the Eastern North Pacific. *Marine Pollution Bulletin* 34: 323-325 doi [https://doi.org/10.1016/S0025-326X\(96\)00095-1](https://doi.org/10.1016/S0025-326X(96)00095-1)
- Boerger CM, Lattin GL, Moore SL, Moore CJ (2010) Plastic ingestion by planktivorous fishes in the North Pacific Central Gyre. *Marine Pollution Bulletin* 60: 2275-2278 doi <http://dx.doi.org/10.1016/j.marpolbul.2010.08.007>
- Bogomolni AL, Puglianes KR, Sharp SM, Patchett K, Harry CT, LaRocque JM, Touhey KM, Moore MJ (2010) Mortality trends of stranded marine mammals on Cape Cod and southeastern Massachusetts, USA, 2000 to 2006. *Diseases of Aquatic Organisms* 88: 143-155 doi <https://doi.org/10.3354/dao02146>
- Bolten AB, Bjorndal KA (1991) Effect of marine debris on juvenile, pelagic sea turtles. Northwest and Alaska Fisheries Science Center, Interim Report to the National Marine Fisheries Service Marine Entanglement Research Program, Seattle
- *Bond AL, Jones IL, Williams JC, Byrd GV (2010) Auklet (Charadriiformes: Alcidae, Aethia spp.) chick meals from the Aleutian Islands, Alaska, have a very low incidence of plastic marine debris. *Marine Pollution Bulletin* 60: 1346-1349 doi <http://dx.doi.org/10.1016/j.marpolbul.2010.05.001>
- *Bond AL, Provencher JF, Elliot RD, Ryan PC, Rowe S, Jones IL, Robertson GJ, Wilhelm SI (2013) Ingestion of plastic marine debris by Common and Thick-billed Murres in the northwestern Atlantic from 1985 to 2012. *Marine Pollution Bulletin* 77: 192-195 doi <http://dx.doi.org/10.1016/j.marpolbul.2013.10.005>
- *Bond AL, Provencher JF, Daoust PY, Lucas ZN (2014) Plastic ingestion by fulmars and shearwaters at Sable Island, Nova Scotia, Canada. *Marine Pollution Bulletin* 87: 68-75 doi <http://dx.doi.org/10.1016/j.marpolbul.2014.08.010>
- Bond AL (2016) Diet Changes in Breeding Herring Gulls (*Larus argentatus*) in Witless Bay, Newfoundland and Labrador, Canada, over 40 Years. *Waterbirds* 39: 152-158 doi <http://dx.doi.org/10.1675/063.039.sp115>

Kühn & van Franeker - Online Supplement to 'Quantitative overview of marine debris ingested by marine megafauna'

- Bonello G, Varrella P, Pane L (2018) First Evaluation of Microplastic Content in Benthic Filter-feeders of the Gulf of La Spezia (Ligurian Sea). *Journal of Aquatic Food product Technology* 27: 284-291 doi <https://doi.org/10.1080/10498850.2018.1427820>
- Bonner WN, McCann TS (1982) Neck collars on fur seals, *Arctocephalus gazella*, at South Georgia. *British Antarctic Survey Bulletin* 57: 73-77
- Bordbar L, Kaporis K, Kalogirou S, Anastasopoulou A (2018) First evidence of ingested plastics by a high commercial shrimp species (*Plesionika narval*) in the eastern Mediterranean. *Marine Pollution Bulletin* 136: 472-476 doi <https://doi.org/10.1016/j.marpolbul.2018.09.030>
- Boren LJ, Morrissey M, Muller CG, Gemmill NJ (2006) Entanglement of New Zealand fur seals in man-made debris at Kaikoura, New Zealand. *Marine Pollution Bulletin* 52: 442-446 doi <http://dx.doi.org/10.1016/j.marpolbul.2005.12.003>
- *Bossart GD, Meisner RA, Rommel SA, Lightsey JD, Varela RA, Defran R (2004) Pathologic Findings in Florida Manatees (*Trichechus manatus latirostris*). *Aquatic Mammals* 30: 434-440 doi <http://dx.doi.org/10.1578/AM.30.3.2004.434>
- Bossley M (2004) The last word: tangled up in blue. *Nature Australia* 28
- Bour A, Avio CG, Gorbi S, Regoli F, Hylland K (2018) Presence of microplastics in benthic and epibenthic organisms: Influence of habitat, feeding mode and trophic level. *Environmental Pollution* 243: 1217-1225 doi <https://doi.org/10.1016/j.envpol.2018.09.115>
- Bourne WRP (1976) *Seabirds and pollution*. Academic Press, New York
- *Boyle M, Limpus C (2008) The stomach contents of post-hatchling green and loggerhead sea turtles in the southwest Pacific: an insight into habitat association. *Marine Biology* 155: 233-241 doi <http://dx.doi.org/10.1007/s00227-008-1022-z>
- *Brandão ML, Braga KM, Luque JL (2011) Marine debris ingestion by Magellanic penguins, *Spheniscus magellanicus* (Aves: Sphenisciformes), from the Brazilian coastal zone. *Marine Pollution Bulletin* 62: 2246-2249 doi <http://dx.doi.org/10.1016/j.marpolbul.2011.07.016>
- Bråte ILN, Eidsvoll DP, Steindal CC, Thomas KV (2016) Plastic ingestion by Atlantic cod (*Gadus morhua*) from the Norwegian coast. *Marine Pollution Bulletin* 112: 105-110 doi <http://dx.doi.org/10.1016/j.marpolbul.2016.08.034>
- Braune BM, Gaskin DE (1982) Feeding ecology of nonbreeding populations of larks off Deer Island, New Brunswick. *The Auk* 99: 67-76 doi <https://doi.org/10.2307/4086022>
- *Bravo Rebolledo EL, Van Franeker JA, Jansen OE, Brasseur SM (2013) Plastic ingestion by harbour seals (*Phoca vitulina*) in The Netherlands. *Marine Pollution Bulletin* 67: 200-202 doi <http://dx.doi.org/10.1016/j.marpolbul.2012.11.035>
- *Bravo Rebolledo EL, van Franeker J (2015) Impact of marine debris on Antarctic fur seals *Arctocephalus gazella* at Cape Shirreff: diet dependent ingestion and entanglement - Preliminary Results. IMARES, The Netherlands, pp 6
- *Bravo Rebolledo EL, IJsseldijk LL, Solé L, Begeman L, de Vries S, van den Boom L, Carpizo JC, Leopold MF (2016) Unorthodox sampling of a Fin Whale's (*Balaenoptera physalus*) diet yields several new mesopelagic prey species. *Aquatic Mammals* 42: 417 doi <https://doi.org/10.1578/AM.42.4.2016.417>
- Breen PA (1990) A review of ghost fishing by traps and gillnets. Shomura RS, Godfrey ML, Proceedings of the Second International Conference on marine debris, Honolulu, Hawaii, pp 571-599
- Brewton RA, Ajemian MJ, Young PC, Stunz GW (2016) Feeding Ecology of Dolphinfin in the Western Gulf of Mexico. *Transactions of the American Fisheries Society* 145: 839-853 doi <http://dx.doi.org/10.1080/00028487.2016.1159614>
- Broadrick T (1982) Marine turtles. Scientific Event Alert Network (SEAN) Bulletin 7: 18
- *Brongersma LD (1972) European atlantic turtles. *Zoologische Verhandlungen* 121: 1-318
- Brothers G (1989) Plastic debris summary of lost fishing gear retrieval projects Information paper prepared for the Workshop on plastic debris and abandoned fishing gear in the aquatic environment. Canadian Department of Fisheries and Oceans, Oceanography and Contaminants Branch
- Budimir S, Setälä O, Lehtiniemi M (2018) Effective and easy to use extraction method shows low numbers of microplastics in offshore planktivorous fish from the northern Baltic Sea. *Marine Pollution Bulletin* 127: 586-592 doi <https://doi.org/10.1016/j.marpolbul.2017.12.054>
- *Bugoni L, Krause L, Petry MV (2001) Marine debris and human impact on sea turtles in Southern Brazil. *Marine Pollution Bulletin* 42: 1330-1334 doi [https://doi.org/10.1016/S0025-326X\(01\)00147-3](https://doi.org/10.1016/S0025-326X(01)00147-3)
- *Bugoni L, Vooren CM (2004) Feeding ecology of the Common Tern *Sterna hirundo* in a wintering area in southern Brazil. *Ibis* 146: 438-453 doi <http://dx.doi.org/10.1111/j.1474-919x.2004.00277.x>
- Burke VJ, Morreale SJ, Standora EA (1994) Diet of the Kemp's ridley sea turtle, *Lepidochelys kempii*, in New York waters. *Fishery Bulletin* 92: 26-32
- Butler C, Logan J, Provaznik J, Hoffmayer E, Staudinger M, Quattro J, Roberts M, Ingram G, Pollack A, Lutcavage M (2015) Atlantic bluefin tuna *Thunnus thynnus* feeding ecology in the northern Gulf of Mexico: a preliminary description of diet from the western Atlantic spawning grounds. *Journal of Fish Biology* 86: 365-374 doi <http://dx.doi.org/10.1111/jfb.12556>
- *Caldwell MC, Caldwell DK, Sibenaler JB (1965) Observation on captive and wild Atlantic bottlenose dolphins (*Tursiops truncatus*) in the Northeastern Gulf of Mexico. *Los Angeles County Museum Contributions in Science* 91: 1-10
- Calkins DG (1985) Steller sea lion entanglement in marine debris. Shomura RS, Yoshida HO, Proceedings of the workshop on the fate and impact of marine debris, Honolulu, Hawaii, pp 26-29
- *Camedda A, Marra S, Matiddi M, Massaro G, Coppa S, Perilli A, Ruiu A, Briguglio P, de Lucia GA (2014) Interaction between loggerhead sea turtles (*Caretta caretta*) and marine litter in Sardinia (Western Mediterranean Sea). *Marine Environmental Research* 100: 25-32 doi <http://dx.doi.org/10.1016/j.marenvres.2013.12.004>
- Campagna C, Falabella V, Lewis M (2007) Entanglement of Southern Elephant Seals in Squid Fishing Gear. *Marine Mammal Science* 23: 414-418 doi <http://dx.doi.org/10.1111/j.1748-7692.2007.00105.x>
- Campani T, Bains M, Giannetti M, Cancelli F, Mancusi C, Serena F, Marsili L, Casini S, Fossi MC (2013) Presence of plastic debris in loggerhead turtle stranded along the Tuscany coasts of the Pelagos Sanctuary for Mediterranean Marine Mammals (Italy). *Marine Pollution Bulletin* 74: 225-230 doi <http://dx.doi.org/10.1016/j.marpolbul.2013.06.053>
- *Camphuysen CJ, Van Franeker JA (1997) Notes on the diet of northern fulmars *Fulmarus glacialis* from Bjornoya (Bear Island). *Sula* 11: 1-10

- Camphuysen CJ (2008) Entanglement of seabirds in marine litter and fishing gear. *Sula* 21: 88-92
- Camphuysen CJ, Boekhout S, Gronert A, Hunt V, Van Nus T, Ouwehand J (2008) Bizarre prey items: odd food choices in Herring gulls and Lesser black-backed gulls at Texel. *Sula* 21: 29-61
- Camphuysen C, de Boer P, Bouten W, Gronert A, Shamoun-Baranes J (2010) Mammalian prey in Laridae: increased predation pressure on mammal populations expected. *Lutra* 53: 5-20
- Cannon AC (1998) Gross necropsy results of sea turtles stranded on the upper Texas and western Louisiana coasts, 1 January-31 December 1994. NOAA Technical Report NMFS 143: 81-85
- Cannon SME, Lavers JL, Figueiredo B (2016) Plastic ingestion by fish in the Southern Hemisphere: A baseline study and review of methods. *Marine Pollution Bulletin* 107: 286-291 doi <http://dx.doi.org/10.1016/j.marpolbul.2016.03.057>
- Capella Alzueta J, Florez-Gonzalez L, Fernandez PF (2001) Mortality and anthropogenic harassment of humpback whales along the Pacific coast of Colombia. *Memoirs of the Queensland Museum* 47: 547-553
- Cardenas JC, Cattán PE (1984) Administration of Chlorohydate to Xilacina to seals in the wild, using a blowgun, Abstract of presentation to First Conference on the Work of 'Efforts on Marine Mammals of South America' 25-29 June 1984, Buenos Aires, Argentina
- Cardozo AL, Farias EG, Rodrigues-Filho JL, Moteiro IB, Scandolo TM, Dantas DV (2018) Feeding ecology and ingestion of plastic fragments by *Priacanthus arenatus*: What's the fisheries contribution to the problem? *Marine Pollution Bulletin* 130: 19-27 doi <https://doi.org/10.1016/j.marpolbul.2018.03.010>
- *Carey MJ (2011) Intergenerational transfer of plastic debris by Short-tailed Shearwaters (*Ardenna tenuirostris*). *Emu* 111: 229-234 doi <http://dx.doi.org/10.1071/MU10085>
- *Caron AGM, Thomas CR, Berry KLE, Motti CA, Ariel E, Brodie JE (2018) Ingestion of microplastic debris by green sea turtles (*Chelonia mydas*) in the Great Barrier Reef: Validation of a sequential extraction protocol. *Marine Pollution Bulletin* 127: 743-751 doi <https://doi.org/10.1016/j.marpolbul.2017.12.062>
- Carpenter EJ, Anderson SJ, Harvey GR, Miklas HP, Peck BB (1972) Polystyrene Spherules in Coastal Waters. *Science* 178: 749-750 doi <http://dx.doi.org/10.1126/science.178.4062.749>
- *Carr A, Stancyk S (1975) Observation on the ecology and survival outlook of the hawksbill turtle. *Biological Conservation* 8: 161-172 doi [https://doi.org/10.1016/0006-3207\(75\)90060-9](https://doi.org/10.1016/0006-3207(75)90060-9)
- Carr HA, Amaral EA, Hulbert AW, Cooper RA (1985) Underwater survey of simulated lost demersal and lost commercial gill nets off New England. Shomura RS, Yoshida HO, Proceedings of the Workshop on the fate and impact of marine debris, Honolulu, Hawaii, pp 438-447
- Carr HA (1986) Observations on the occurrence of impacts of ghost gillnets on Jeffrey's Ledge Programm and Abstracts 6th International Ocean Disposal Symposium, Pacific Grove, C.A., pp 134-135
- Carreras-Colom E, Constenla M, Soler-Membrives A, Cartes JE, Baeza M, Padrós F, Carrassón M (2018) Spatial occurrence and effects of microplastic ingestion on the deep-water shrimp *Aristeus antennatus*. *Marine Pollution Bulletin* 133: 44-52 doi <https://doi.org/10.1016/j.marpolbul.2018.05.012>
- Carretta JV, Forney KA, Lowry MS, Barlow J, Baker J, Johnston D, Hanson B, Brownell Jr RL, Robbins J, Mattila DK (2009) US Pacific marine mammal stock assessments: 2009, Publications, Agencies and Staff of the US Department of Commerce NOAA Tech Memo, pp 343
- Carretta JV, Wilkin SM, Muto MM, Wilkinson K (2013) Sources of human-related injury and mortality for US Pacific West Coast Marine Mammal Stock Assessment, 2007-2011. NOAA Tech. Memo., pp 83
- Carretta JV, Wilkin SM, Muto MM, Wilkinson K, Rusin J (2014) Sources of human-related injury and mortality for US Pacific West Coast Marine Mammal Stock Assessment, 2008-2012. NOAA Tech. Memo., pp 110
- Carter J, Steele D (1982) Stomach contents of immature lobsters (*Homarus americanus*) from Placentia Bay, Newfoundland. *Canadian Journal of Zoology* 60: 337-347 doi <https://doi.org/10.1139/z82-045>
- Cartes JE, Soler-Membrives A, Stefanescu C, Lombarte A, Carrassón M (2016) Contributions of allochthonous inputs of food to the diets of benthopelagic fish over the northwest Mediterranean slope (to 2300 m). *Deep Sea Research Part I: Oceanographic Research Papers* 109: 123-136 doi <http://dx.doi.org/10.1016/j.dsr.2015.11.001>
- *Cartraud AE, Le Corre M, Turquet J, Tourmetz J (2019) Plastic ingestion in seabirds of the western Indian Ocean. *Marine Pollution Bulletin* 140: 308-314 doi <https://doi.org/10.1016/j.marpolbul.2019.01.065>
- *Casale P, Freggi D, Paduano V, Oliverio M (2016) Biases and best approaches for assessing debris ingestion in sea turtles, with a case study in the Mediterranean. *Marine Pollution Bulletin* 110: 238-249 doi <http://dx.doi.org/10.1016/j.marpolbul.2016.06.057>
- Cassoff RM, Moore KM, McLellan WA, Barco SG, Rotsteins DS, Moore MJ (2011) Lethal entanglement in baleen whales. *Diseases of Aquatic Organisms* 96: 175-185 doi <http://dx.doi.org/10.3354/dao02385>
- Catarino AI, Macchia V, Sanderson WG, Thompson RC, Henry TB (2018) Low levels of microplastics (MP) in wild mussels indicate that MP ingestion by humans is minimal compared to exposure via household fibres fallout during a meal. *Environmental Pollution* 237: 675-684 doi <https://doi.org/10.1016/j.envpol.2018.02.069>
- Cawthorn MW (1985) Entanglement in and ingestion of plastic litter by marine mammals, sharks and turtles in New Zealand waters. Shomura RS, Yoshida HO, Proceedings of the Workshop on the fate and impact of marine debris, Honolulu, Hawaii, pp 336-343
- Ceccarelli DM (2009) Impacts of plastic debris on Australian marine wildlife, Consulting CR, Report for the Department of the Environment, Water, Heritage and the Arts, pp 83
- Centaur Associates I (1986) Issue report and work plan for the development of a marine debris education program for the Northwestern Atlantic and Gulf of Mexico. U.S. Department of Commerce, Northwest and Alaska Fisheries Center, Report to the National Marine Fisheries Service, Seattle, pp 62
- Chagnon C, Thiel M, Antunes J, Ferreira JL, Sobral P, Ory NC (2018) Plastic ingestion and trophic transfer between Easter Island flying fish (*Cheilopogon rapanouiensis*) and yellowfin tuna (*Thunnus albacares*) from Rapa Nui (Easter Island). *Environmental Pollution* 243: 127-133 doi <https://doi.org/10.1016/j.envpol.2018.08.042>
- *Chatto R, Guinea M, Conway S (1995) Sea turtles killed by flotsam in Northern Australia. *Marine Turtle Newsletter* 69: 17-18
- Chatto R, Warneke RM (2000) Records of cetacean strandings in the Northern Territory of Australia. *Beagle: Records of the Museums and Art Galleries of the Northern Territory* 16: 163
- Cherel Y, Xavier JC, de Grissac S, Trouvé C, Weimerskirch H (2017) Feeding ecology, isotopic niche, and ingestion of fishery-related items of the wandering albatross *Diomedea exulans* at Kerguelen and Crozet Islands. *Marine Ecology Progress Series* 565: 197-215 doi <http://dx.doi.org/10.3354/meps11994>

- Cheung LT, Lui CY, Fok L (2018) Microplastic Contamination of Wild and Captive Flathead Grey Mullet (*Mugil cephalus*). International Journal of Environmental Research and Public Health 15: 597 doi <https://doi.org/10.3390/ijerph15040597>
- Cho Y, Shim WJ, Jang M, Han GM, Hong SH (2019) Abundance and characteristics of microplastics in market bivalves from South Korea. Environmental Pollution 245: 1107-1116 doi <https://doi.org/10.1016/j.envpol.2018.11.091>
- Choy CA, Drazen JC (2013) Plastic for dinner? Observations of frequent debris ingestion by pelagic predatory fishes from the central North Pacific. Marine Ecology Progress Series 485: 155-163 doi <http://dx.doi.org/10.3354/meps10342>
- Cliff G, Dudley SFJ, Ryan PG, Singleton N (2002) Large sharks and plastic debris in KwaZulu-Natal, South Africa. Marine and Freshwater Research 53: 575-581 doi <http://dx.doi.org/10.1071/MF01146>
- *Clukey KE, Lepczyk CA, Balazs GH, Work TM, Lynch JM (2017) Investigation of plastic debris ingestion by four species of sea turtles collected as bycatch in pelagic Pacific longline fisheries. Marine Pollution Bulletin 120: 117-125 doi <http://dx.doi.org/10.1016/j.marpolbul.2017.04.064>
- *Codina-García M, Militão T, Moreno J, González-Solís J (2013) Plastic debris in Mediterranean seabirds. Marine Pollution Bulletin 77: 220-226 doi <http://dx.doi.org/10.1016/j.marpolbul.2013.10.002>
- *Colabuono FI, Vooren CM (2007) Diet of Black-browed *Thalassarche melanophrys* and Atlantic Yellow-nosed *T. chlororhynchos* Albatrosses and White-chinned *Procellaria aequinoctialis* and Spectacled *P. conspicillata* Petrels off Southern Brazil. Marine Ornithology 35: 9-20
- *Colabuono FI, Barquete V, Domingues BS, Montone RC (2009) Plastic ingestion by Procellariiformes in Southern Brazil. Marine Pollution Bulletin 58: 93-96 doi <http://dx.doi.org/10.1016/j.marpolbul.2008.08.020>
- *Colabuono FI, Taniguchi S, Montone RC (2010) Polychlorinated biphenyls and organochlorine pesticides in plastics ingested by seabirds. Marine Pollution Bulletin 60: 630-634 doi <http://dx.doi.org/10.1016/j.marpolbul.2010.01.018>
- Coleman F, Wehler D (1984) Plastic pollution: a worldwide oceanic problem. Parks 9: 9-12
- *Colferai AS, Silva-Filho RP, Martins AM, Bugoni L (2017) Distribution pattern of anthropogenic marine debris along the gastrointestinal tract of green turtles (*Chelonia mydas*) as implications for rehabilitation. Marine Pollution Bulletin 119: 231-237 doi <http://dx.doi.org/10.1016/j.marpolbul.2017.03.053>
- Collard F, Gilbert B, Eppe G, Parmentier E, Das K (2015) Detection of anthropogenic particles in fish stomachs: an isolation method adapted to identification by Raman spectroscopy. Archives of Environmental Contamination and Toxicology 69: 331-339 doi <http://dx.doi.org/10.1007/s00244-015-0221-0>
- Collard F, Gilbert B, Eppe G, Roos L, Compère P, Das K, Parmentier E (2017) Morphology of the filtration apparatus of three planktivorous fishes and relation with ingested anthropogenic particles. Marine Pollution Bulletin 116: 182-191 doi <http://dx.doi.org/10.1016/j.marpolbul.2016.12.067>
- Collicutt B, Juanes F, Dudas SE (2019) Microplastics in juvenile Chinook salmon and their nearshore environments on the east coast of Vancouver Island. Environmental Pollution 244: 135-142 doi <https://doi.org/10.1016/j.envpol.2018.09.137>
- Colmenero AI, Barría C, Broglio E, García-Barcelona S (2017) Plastic debris straps on threatened blue shark *Prionace glauca*. Marine Pollution Bulletin 115: 436-438 doi <http://dx.doi.org/10.1016/j.marpolbul.2017.01.011>
- Compa M, Ventero A, Iglesias M, Deudero S (2018) Ingestion of microplastics and natural fibres in *Sardina pilchardus* (Walbaum, 1792) and *Engraulis encrasicolus* (Linnaeus, 1758) along the Spanish Mediterranean coast. Marine Pollution Bulletin 128: 89-96 doi <https://doi.org/10.1016/j.marpolbul.2018.01.009>
- Conant S (1984) Man-made debris and marine wildlife in the Northwestern Hawaiian Islands. Elepaio 44: 87-88
- *Connors PG, Smith KG (1982) Oceanic plastic particle pollution: suspected effect on fat deposition in red phalaropes. Marine Pollution Bulletin 13: 18-20 doi [https://doi.org/10.1016/0025-326X\(82\)90490-8](https://doi.org/10.1016/0025-326X(82)90490-8)
- Convey P, Barnes D, Morton A (2002) Debris accumulation on oceanic island shores of the Scotia Arc, Antarctica. Polar Biology 25: 612-617 doi <http://dx.doi.org/10.1007/s00300-002-0391-x>
- *Cooper J, Fourie A, Klages N (1992a) The diet of the whitechinned petrel *Procellaria aequinoctialis* at sub-Antarctic Marion Island. Marine Ornithology 20: 17-24
- *Cooper J, Henley S, Klages N (1992b) The diet of the wandering albatross *Diomedea exulans* at subantarctic Marion Island. Polar Biology 12: 477-484 doi <https://doi.org/10.1007/BF00238186>
- Cooper JM (1995) Fishing hooks associated with Albatrosses at Bird Island, South Georgia 1992/1993. Marine Ornithology 23: 17-21
- Cooper J, Auman H, Klavitter J (2004) Do the albatrosses on Midway Atoll select cigarette lighters by color? Pacific Seabirds 31: 2-4
- *Copello S, Quintana F (2003) Marine debris ingestion by Southern Giant Petrels and its potential relationships with fisheries in the Southern Atlantic Ocean. Marine Pollution Bulletin 46: 1513-1515 doi [http://dx.doi.org/10.1016/S0025-326X\(03\)00312-6](http://dx.doi.org/10.1016/S0025-326X(03)00312-6)
- *Coulson R, Coulson G (1993) Diets of the Pacific Gull *Larus pacificus* and the Kelp Gull *Larus dominicanus* in Tasmania. Emu 93: 50-53 doi <https://doi.org/10.1071/MU9930050>
- Courtene-Jones W, Quinn B, Gary SF, Mogg AO, Narayanaswamy BE (2017) Microplastic pollution identified in deep-sea water and ingested by benthic invertebrates in the Rockall Trough, North Atlantic Ocean. Environmental Pollution 231: 271-280 doi <http://dx.doi.org/10.1016/j.envpol.2017.08.026>
- Courtene-Jones W, Quinn B, Ewins C, Gary SF, Narayanaswamy BE (2019) Consistent microplastic ingestion by deep-sea invertebrates over the last four decades (1976–2015), a study from the North East Atlantic. Environmental Pollution 244: 503-512 doi <https://doi.org/10.1016/j.envpol.2018.10.090>
- *Cousin HR, Auman HJ, Alderman R, Virtue P (2015) The frequency of ingested plastic debris and its effects on body condition of Short-tailed Shearwater (*Puffinus tenuirostris*) pre-fledging chicks in Tasmania, Australia. Emu 115: 6-11 doi <http://dx.doi.org/10.1071/MU13086>
- *Crawford R, Cooper J, Dyer B (1995) Conservation of an increasing population of great white pelicans *Pelecanus onocrotalus* in South Africa's Western Cape. South African Journal of Marine Science 15: 33-42 doi <https://doi.org/10.2989/02577619509504831>
- *Creet S, Van Franeker J, Van Spanje T, Wolff W (1994) Diet of the pintado petrel *Daption capense* at King George Island, Antarctica, 1990/91. Marine Ornithology 22: 221-229
- Cristo M, Cartes JE (1998) A comparative study of the feeding ecology of *Nephrops norvegicus* L.(Decapoda: Nephropidae) in the bathyal Mediterranean and the adjacent Atlantic. Scientia Marina 62: 81-90 doi <https://doi.org/10.3989/scimar.1998.62s181>

- Crockett DE, Reed SM (1976) Phenomenal Antarctic Fulmar wreck. *Notornis* 23: 250-262
- Croxall J, Rodwell S, Boyd I (1990) Entanglement in man-made debris of Antarctic fur seals at Bird Island, South Georgia. *Marine Mammal Science* 6: 221-233 doi <https://doi.org/10.1111/j.1748-7692.1990.tb00246.x>
- *Da Silva Mendes S, de Carvalho RH, de Faria AF, de Sousa BM (2015) Marine debris ingestion by *Chelonia mydas* (Testudines: Cheloniidae) on the Brazilian coast. *Marine Pollution Bulletin* 92: 8-10 doi <http://dx.doi.org/10.1016/j.marpolbul.2015.01.010>
- *Danckwerts D, McQuaid C, Connan M, Smale M, Le Corre M, Humeau L, Kaehler S, Juhasz C, Orlowski S, Tourmetz J (2016) Intra-annual variation in the foraging ecology of the endangered endemic Barau's Petrel (*Pterodroma barau*) from Réunion Island, south-western Indian Ocean: insights from a multifaceted approach. *Marine Biology* 163: 18 doi <http://dx.doi.org/10.1007/s00227-015-2810-x>
- Dantas DV, Barletta M, da Costa MF (2012) The seasonal and spatial patterns of ingestion of polyfilament nylon fragments by estuarine drums (Sciaenidae). *Environmental Science and Pollution Research* 19: 600-606 doi <http://dx.doi.org/10.1007/s11356-011-0579-0>
- Dantas DV, Ribeiro CI, de CA Frischknecht C, Machado R, Farias EG (2019) Ingestion of plastic fragments by the Guri sea catfish *Genidens genidens* (Cuvier, 1829) in a subtropical coastal estuarine system. *Environmental Science and Pollution Research*: 1-8 doi <https://doi.org/10.1007/s11356-019-04244-9>
- *Dau BK, Gilardi KV, Gulland FM, Higgins A, Holcomb JB, Leger JS, Ziccardi MH (2009) Fishing gear-related injury in California marine wildlife. *Journal of Wildlife Diseases* 45: 355-362
- *Davenport J, Balazs GH, Faithfull JV, Williamson DA (1993) A Struvite faecolith in the Leatherback turtle *Dermochelys coriacea vandelli*: A means of Packaging garbage? *Herpetological Journal* 3: 81-83
- Davidson K, Dudas SE (2016) Microplastic ingestion by wild and cultured Manila clams (*Venerupis philippinarum*) from Baynes Sound, British Columbia. *Archives of Environmental Contamination and Toxicology* 71: 147-156 doi <http://dx.doi.org/10.1007/s00244-016-0286-4>
- Davison P, Asch RG (2011) Plastic ingestion by mesopelagic fishes in the North Pacific Subtropical Gyre. *Marine Ecology Progress Series* 432: 173-180 doi <http://dx.doi.org/10.3354/meps09142>
- *2Day RH (1980) The occurrence and characteristics of plastic pollution in Alaska's marine birds. Master thesis. University of Alaska, Fairbanks, pp 120
- *2Day RH, Wehle DHS, Coleman FC (1985) Ingestion of Plastic Pollutants by Marine Birds. Shomura RS, Yoshida, H. O., Proceedings of the Workshop on the fate and impact of marine debris, Honolulu, Hawaii, pp 344-386
- Day RH (1988) Quantitative distribution and characteristics of neustonic plastic in the North Pacific. National Marine Fisheries Service, Final report to the Auke Bay Laboratory Juneau, A.K., pp 39
- *De Carvalho RH, Lacerda PD, da Silva Mendes S, Barbosa BC, Paschoalini M, Prezoto F, de Sousa BM (2015) Marine debris ingestion by sea turtles (Testudines) on the Brazilian coast: an underestimated threat? *Marine Pollution Bulletin* 101: 746-749 doi <http://dx.doi.org/10.1016/j.marpolbul.2015.10.002>
- De la Serna J, Godoy M, Olaso I, Zabala J, Majuelos E, Báez J (2012) Preliminary study on the feeding of bluefin tuna (*Thunnus thynnus*) in the Mediterranean and the Strait of Gibraltar area. *Collective Volume of Scientific Papers ICCAT* 68: 115-132
- *De Meirelles ACO, do Rego Barros HMD (2011) Plastic debris ingested by a rough-toothed dolphin, *Steno bredanensis*, stranded alive in northeastern Brazil. *Biotemas* 20: 127-131
- *De Pierrepont JF, Dubois B, Desormonts SM, Santos BO, Robin JP (2005) Stomach contents of English Channel cetaceans stranded on the coast of Normandy. *Journal of the Marine Biological Association of the United Kingdom* 85: 1539-1546
- *De Stephanis R, Gimenez J, Carpinelli E, Gutierrez-Exposito C, Canadas A (2013) As main meal for sperm whales: plastics debris. *Marine Pollution Bulletin* 69: 206-214 doi <http://dx.doi.org/10.1016/j.marpolbul.2013.01.033>
- De Tarso Chavez P (2010) Loss and Abandon of fishing gears in Southern Brazil and risks of occurrence of ghost fishing. Universidade Federal do Paraná, Brazil, pp 4
- *Deville R, Jepson PD, Brownlow A, Reid RJ, Smith B, Duffell EL, Sabin RC, Penrose R, Perkins M (2010) Final Report for the period 1st January 2005 – 31st December 2010 UK Cetacean Strandings Investigation Programme, (Covering contract numbers CR0346 and CR0364), pp 98
- DeGange AR, Newby TC (1980) Mortality of seabirds and fish in a lost salmon driftnet. *Marine Pollution Bulletin* 11: 322-323 doi [http://dx.doi.org/10.1016/0025-326X\(80\)90049-1](http://dx.doi.org/10.1016/0025-326X(80)90049-1)
- Del Carmen Alejo-Plata M, Herrera-Galindo E, Cruz-González DG (2019) Description of buoyant fibers adhering to *Argonauta nouryi* (Cephalopoda: Argonautidae) collected from the stomach contents of three top predators in the Mexican South Pacific. *Marine Pollution Bulletin* 142: 504-509 doi <https://doi.org/10.1016/j.marpolbul.2019.04.016>
- DeLong RL, Dawson P, Gearin PJ (1988) Incidence and impact of entanglement in netting debris on Northern Fur Seal pups and adult females, St. Paul Island, Alaska. National Oceanic and Atmospheric Administration, Kozloff P, Hiroshi K, Fur seal investigations 1985, Seattle, Washington, pp 58-68
- Delorenzo DM, Bethea DM, Carlson JK (2014) An assessment of the diet and trophic level of Atlantic sharpnose shark *Rhizoprionodon terraenovae*. *Journal of Fish Biology* 86: 385-391 doi <http://dx.doi.org/10.1111/jfb.12558>
- Den Hartog CJ (1980) Notes on the food of sea turtles: *Eretmochelys imbricata*. *Netherlands Journal of Zoology* 30: 595-610
- *Den Hartog J, Van Nierop M (1984) A study on the gut contents of six leathery turtles *Dermochelys coriacea* (Linnaeus; Reptilia: Testudines: Dermochelyidae) from British waters and from the Netherlands. *Rijksmuseum van Natuurlijke Historie*
- *Denuncio P, Bastida R, Dassis M, Giardino G, Gerpe M, Rodriguez D (2011) Plastic ingestion in Franciscana dolphins, *Pontoporia blainvillei* (Gervais and d'Orbigny, 1844), from Argentina. *Marine Pollution Bulletin* 62: 1836-1841 doi <http://dx.doi.org/10.1016/j.marpolbul.2011.05.003>
- Denuncio P, Mandiola MA, Salles SBP, Machado R, Ott PH, De Oliveira LR, Rodriguez D (2017) Marine debris ingestion by the South American Fur Seal from the Southwest Atlantic Ocean. *Marine Pollution Bulletin* 122: 420-425 doi <http://dx.doi.org/10.1016/j.marpolbul.2017.07.013>
- Desforges J-PW, Galbraith M, Ross PS (2015) Ingestion of Microplastics by Zooplankton in the Northeast Pacific Ocean. *Archives of Environmental Contamination and Toxicology* 69: 320-330 doi <http://dx.doi.org/10.1007/s00244-015-0172-5>
- *DeSouza SP, Siciliano S, Cuenca S, De Sanctis B (2005) A True's beaked whale (*Mesoplodon mirus*) on the coast of Brazil: adding a new beaked whale species to the western tropical Atlantic and South America. *Latin American Journal of Aquatic Mammals* 4: 129-136 doi <http://dx.doi.org/10.5597/lajam00077>

- Devriese LI, van der Meulen MD, Maes T, Bekaert K, Paul-Pont I, Frère L, Robbens J, Vethaak AD (2015) Microplastic contamination in brown shrimp (*Crangon crangon*, Linnaeus 1758) from coastal waters of the Southern North Sea and Channel area. *Marine Pollution Bulletin* 98: 179-187 doi <http://dx.doi.org/10.1016/j.marpolbul.2015.06.051>
- *Di Benedetto AP, Awabdi DR (2014) How marine debris ingestion differs among megafauna species in a tropical coastal area. *Marine Pollution Bulletin* 88: 86-90 doi <http://dx.doi.org/10.1016/j.marpolbul.2014.09.020>
- Di Benedetto APM, Ramos RMA (2014) Marine debris ingestion by coastal dolphins: What drives differences between sympatric species? *Marine Pollution Bulletin* 83: 298-301 doi <http://dx.doi.org/10.1016/j.marpolbul.2014.03.057>
- *Di Benedetto APM, Fulgencio De Moura J, Siciliano S (2015) Feeding habits of the sea turtles *Caretta caretta* and *Lepidochelys olivacea* in south-eastern Brazil. *Marine Biodiversity Records* 8: e122 doi <http://dx.doi.org/10.1017/s1755267215001001>
- Digka N, Tsangaris C, Torre M, Anastasopoulou A, Zeri C (2018) Microplastics in mussels and fish from the Northern Ionian Sea. *Marine Pollution Bulletin* 135: 30-40 doi <https://doi.org/10.1016/j.marpolbul.2018.06.063>
- Dobbs KA (2005) Recovery of Seabirds banded between 1978 and 1987 at Raine Island MacLennan and Moulder Cays and Sandbanks 8, Northern Great Barrier Reef, Australia. *Corella* 29: 65-72
- *Domènech F, Aznar F, Raga J, Tomás J (2019) Two decades of monitoring in marine debris ingestion in loggerhead sea turtle, *Caretta caretta*, from the western Mediterranean. *Environmental Pollution* 244: 367-378 doi <https://doi.org/10.1016/j.envpol.2018.10.047>
- *Donnelly-Greenan EL, Harvey JT, Nevins HM, Hester MM, Walker WA (2014) Prey and plastic ingestion of Pacific Northern Fulmars (*Fulmarus glacialis rogersii*) from Monterey Bay, California. *Marine Pollution Bulletin* 85: 214-224 doi <http://dx.doi.org/10.1016/j.marpolbul.2014.05.046>
- *2Donnelly-Greenan E, Hyrenbach D, Beck J, Fitzgerald S, Nevins H, Hester M (2018) First quantification of plastic ingestion by Short-tailed Albatross *Phoebastria albatrus*. *Marine Ornithology* 46: 79-84
- Donohue M, Foley DG (2007) Remote sensing reveals links among the endangered Hawaiian monk seal, marine debris, and El Niño. *Marine Mammal Science* 23: 468-473 doi <http://dx.doi.org/10.1111/j.1748-7692.2007.00114.x>
- Donohue MJ, Masura J, Gelatt T, Ream R, Baker JD, Faulhaber K, Lerner DT (2019) Evaluating exposure of northern fur seals, *Callorhinus ursinus*, to microplastic pollution through fecal analysis. *Marine Pollution Bulletin* 138: 213-221 doi <https://doi.org/10.1016/j.marpolbul.2018.11.036>
- *Dos Santos Costa PC, de Carvalho APM, de Araújo Barbosa L, da Silveira LS (2012) Ingestão de Lixo Plástico por *Peponocephala electra* (Gray 1846) encalhada viva no litoral do Espírito Santo - Brazil Congresso Brasileiro de Oceanografia. Associação Brasileira de Oceanografia (AOCEANO), Rio de Janeiro, pp 2376-2381
- *2Drever MC, Provencher JF, O'Hara PD, Wilson L, Bowes V, Bergman CM (2018) Are ocean conditions and plastic debris resulting in a 'double whammy' for marine birds? *Marine Pollution Bulletin* 133: 684-692 doi <https://doi.org/10.1016/j.marpolbul.2018.06.028>
- *Duguy R, Duron M, Alzieu C (1980) Observation de tortues luth (*Dermodochelys coriacea* L.) dans les parais charentais en 1979. *Annales de la Société de Sciences Naturelles de la Charente-Maritimes* 6: 681-691
- Duguy R, Duron M (1981) Observations de tortues luth sur les cotes de France en 1980. *Annales de la Société de Sciences Naturelles de la Charente-Maritimes* 6: 819-825
- Duguy R (1983) Observations de tortues luth sur les cotes de France. *Annales de la Société de Sciences Naturelles de la Charente-Maritimes (Supplement)*: 38
- *Duguy R, Moriniere P, Le Milinaire C (1997) Facteurs de mortalite observes chez les tortues marines dans le golfe de Gascogne. *Oceanologica Acta* 21: 383-388
- Duron M, Duron P (1980) Les tortues luth dans le pertuis charentais. *Courrier de la Nature* 69: 37-41
- *Duronslet MJ, Revera DB, Stanley KM (1991) Man-made marine debris and sea turtle strandings on beaches of the upper Texas and southwestern Louisiana coasts, June 1987 through September 1989 National Marine Fisheries Service, Galveston, TX (United States). Galveston Lab., NOAA Technical Memorandum NMFS-SEFC-279, pp 49
- *Eckert KL, Luginbuhl C (1988) Death of a giant. *Marine Turtle Newsletter* 43: 2-3
- Einer RW, Campbell A (1987) Natural diets of lobster *Homarus americanus* from barren ground and macroalgal habitats off southwestern Nova Scotia, Canada. *Marine Ecology Progress Series* 37: 131-140 doi <https://www.jstor.org/stable/24824687>
- *2English MD, Robertson GJ, Avery-Gomm S, Pirie-Hay D, Roul S, Ryan PC, Wilhelm SI, Mallory ML (2015) Plastic and metal ingestion in three species of coastal waterfowl wintering in Atlantic Canada. *Marine Pollution Bulletin* 98: 349-353 doi <http://dx.doi.org/10.1016/j.marpolbul.2015.05.063>
- Environment Canada (2008) Recovery Strategy for the Short-tailed Albatross (*Phoebastria albatrus*) and the Pink-footed Shearwater (*Puffinus creatopus*) in Canada, Environment Canada, Species at Risk Act Recovery Strategy Series, Ottawa, pp 57
- Eriksson C, Burton H (2003) Origins and Biological Accumulation of Small Plastic Particles in Fur Seals from Macquarie Island. *AMBIO: A Journal of the Human Environment* 32: 380-384 doi <http://dx.doi.org/10.1579/0044-7447-32.6.380>
- *Evans K, Hindell MA (2004) The diet of sperm whales (*Physeter macrocephalus*) in southern Australian waters. *ICES Journal of Marine Science: Journal du Conseil* 61: 1313-1329 doi <http://dx.doi.org/10.1016/j.icesjms.2004.07.026>
- Falautano M, Castriota L, Finioia MG, Andaloro F (2007) Feeding ecology of little tunny *Euthynnus alletteratus* in the central Mediterranean Sea. *Journal of the Marine Biological Association of the United Kingdom* 87: 999-1005 doi <http://dx.doi.org/10.1017/S0025315407055798>
- *Falk K, Durinck J (1993) The winter diet of thick-billed murre, *Uria lomvia*, in western Greenland, 1988–1989. *Canadian Journal of Zoology* 71: 264-272 doi <https://doi.org/10.1139/z93-038>
- Fang C, Zheng R, Zhang Y, Hong F, Mu J, Chen M, Song P, Lin L, Lin H, Le F (2018) Microplastic contamination in benthic organisms from the Arctic and sub-Arctic regions. *Chemosphere* 209: 298-306 doi <https://doi.org/10.1016/j.chemosphere.2018.06.101>
- Federal Republic of Germany (1985) Verschmutzung der Nordsee durch Öl und Schiffsmüll, Umweltbundesamt, Conference Report 17011985 in Hamburg, Germany, Berlin, pp 25
- *Fernández R, Santos M, Carrillo M, Tejedor M, Pierce GJ (2009) Stomach contents of cetaceans stranded in the Canary Islands 1996–2006. *Journal of the Marine Biological Association of the United Kingdom* 89: 873-883 doi <http://dx.doi.org/10.1017/S0025315409000290>

Kühn & van Franeker - Online Supplement to 'Quantitative overview of marine debris ingested by marine megafauna'

- *Fernández R, Pierce GJ, MacLeod CD, Brownlow A, Reid RJ, Rogan E, Addink M, Deaville R, Jepson PD, Santos MB (2014) Strandings of northern bottlenose whales, *Hyperoodon ampullatus*, in the north-east Atlantic: seasonality and diet. Journal of the Marine Biological Association of the United Kingdom 94: 1109-1116 doi <http://dx.doi.org/10.1017/S002531541300180X>
- *Ferns PN, Mudge GP (2000) Abundance, diet and Salmonella contamination of gulls feeding at sewage outfalls. Water Research 34: 2653-2660 doi [https://doi.org/10.1016/S0043-1354\(99\)00427-3](https://doi.org/10.1016/S0043-1354(99)00427-3)
- Ferreira B, Garcia M, Jupp B, Al-Kiyumi A (2006) Diet of the green turtle (*Chelonia mydas*) at Ra's Al Hadd, Sultanate of Oman. Chelonian Conservation and Biology 5: 141-146
- Ferreira GV, Barletta M, Lima AR, Dantas DV, Justino AK, Costa MF (2016) Plastic debris contamination in the life cycle of Acoupa weakfish (*Cynoscion acoupa*) in a tropical estuary. ICES Journal of Marine Science: Journal du Conseil 73: 2695-2707 doi <http://dx.doi.org/10.1093/icesjms/fsw108>
- Ferreira GVB, Barletta M, Lima ARA, Morley SA, Justino AKS, Costa MF (2018) High intake rates of microplastics in a Western Atlantic predatory fish, and insights of a direct fishery effect. Environmental Pollution 236: 706-717 doi <https://doi.org/10.1016/j.envpol.2018.01.095>
- *Fife DT, Robertson GJ, Shutler D, Braune BM, Mallory ML (2015) Trace elements and ingested plastic debris in wintering dovekeys (*Alle alle*). Marine Pollution Bulletin 91: 368-371 doi <http://dx.doi.org/10.1016/j.marpolbul.2014.11.029>
- *Fijn RC, Van Franeker JA, Trathan PN (2012) Dietary variation in chick-feeding and self-provisioning Cape Petrel *Daption capense* and Snow Petrel *Pagodroma nivea* at Signy Island, South Orkney Islands, Antarctica. Marine Ornithology 40: 81-87 doi <http://dx.doi.org/10.1039/C3EM00214D>
- Finley KJ (2001) Natural history and conservation of the Greenland whale or Bowhead, in the northwest Atlantic. Arctic 54: 55-76
- Fletcher E (1982) Marine turtles. Scientific Event Alert Network (SEAN) Bulletin 7: 15
- *Floren HP, Shugart GW (2017) Plastic in Cassin's Auklets (*Ptychoramphus aleuticus*) from the 2014 stranding on the Northeast Pacific Coast. Marine Pollution Bulletin 117: 496-498 doi <http://dx.doi.org/10.1016/j.marpolbul.2017.01.076>
- Foekema EM, De Grijter C, Mergia MT, van Franeker JA, Murk AJ, Koelmans AA (2013) Plastic in North Sea Fish. Environmental Science & Technology 47: 8818-8824 doi <https://doi.org/10.1021/es400931b>
- *Foley AM, Singel KE, Dutton PH, Summers TM, Redlow AE, Lessman J (2007) Characteristics of a green turtle (*Chelonia mydas*) assemblage in northwestern Florida determined during a hypothermic stunning event. Gulf of Mexico Science 25: 4
- Forrest AK, Hindell M (2018) Ingestion of plastic by fish destined for human consumption in remote South Pacific Islands. Australian Journal of Maritime & Ocean Affairs 10: 81-97 doi <http://dx.doi.org/10.1080/18366503.2018.1460945>
- Fowler CW (1988) A review of seal and sea lion entanglement in marine debris Alverson DL, June JA, Proceedings of the North Pacific Rim Fishermen's Conference on marine debris, Seattle, pp 16-63
- Fowler CW, Merrick R, Baker JD (1990) Studies of the population level effects of entanglement on northern fur seals. Shomura RS, Godfrey ML, Proceedings of the Second International Conference on marine debris, Honolulu, Hawaii, pp 453-474
- Fowler CW, Ream R, Robson B, Kiyota M (1992) Entanglement studies on juvenile male northern fur seals, St. Paul Island, 1991. U.S. Department of Commerce, Alaska fisheries Science Center, Seattle, pp 42
- Franco-Trecu V, Drago M, Katz H, Machín E, Marín Y (2017) With the noose around the neck: Marine debris entangling otariid species. Environmental Pollution 220: 985-989 doi <http://dx.doi.org/10.1016/j.envpol.2016.11.057>
- *Frick M, Williams K, Pierrard L (2001) Summertime foraging and feeding by immature loggerhead sea turtles (*Caretta caretta*) from Georgia. Chelonian Conservation and Biology 4: 178-181
- Frick MG, Williams KL, Bolten AB, Bjorndal KA, Martins HR (2009) Foraging ecology of oceanic-stage loggerhead turtles *Caretta caretta*. Endangered Species Research 9: 91-97 doi <http://dx.doi.org/10.3354/esr00227>
- *Fritts TH (1982) Plastic bags in the intestinal tracts of leatherback marine turtles (*Dermochelys coriacea*). Herpetological Review 13: 72-73
- *Fromant A, Carravieri A, Bustamante P, Labadie P, Budzinski H, Peluhet L, Churlaud C, Chastel O, Cherel Y (2016) Wide range of metallic and organic contaminants in various tissues of the Antarctic prion, a planktonophagous seabird from the Southern Ocean. Science of The Total Environment 544: 754-764 doi <http://dx.doi.org/10.1016/j.scitotenv.2015.11.114>
- *Fry DM, Fefer SI, Sileo L (1987) Ingestion of plastic debris by Laysan Albatrosses and Wedge-tailed Shearwaters in the Hawaiian Islands. Marine Pollution Bulletin 18: 339-343 doi [https://doi.org/10.1016/S0025-326X\(87\)80022-X](https://doi.org/10.1016/S0025-326X(87)80022-X)
- Fujieda S, Uchiyama M, Azuma T, Fukuda R, Arita Y (2008) Ingestion case of plastics by black marlin *Makaira indica* and lancetfish *Alepisaurus ferox* caught in the East Indian Ocean. Memoirs of the Faculty of Fish Kagoshima University 57: 47-48 doi <http://hdl.handle.net/10232/8084>
- *Fukuoka T, Yamane M, Kinoshita C, Narazaki T, Marshall GJ, Abernathy KJ, Miyazaki N, Sato K (2016) The feeding habit of sea turtles influences their reaction to artificial marine debris. Scientific Reports 6: 28015 doi <http://dx.doi.org/10.1038/srep28015>
- *Furness BL (1983) Plastic particles in three procellariiform seabirds from the Benguela Current, South Africa. Marine Pollution Bulletin 14: 307-308 doi [http://dx.doi.org/10.1016/0025-326X\(83\)90541-6](http://dx.doi.org/10.1016/0025-326X(83)90541-6)
- *Furness RW (1985a) Ingestion of Plastic Particles by Seabirds at Gough Island, South Atlantic Ocean. Environmental Pollution 38: 261-272 doi [https://doi.org/10.1016/0143-1471\(85\)90131-X](https://doi.org/10.1016/0143-1471(85)90131-X)
- *Furness RW (1985b) Plastic Particle Pollution: Accumulation by Procellariiform Seabirds at Scottish Colonies. Marine Pollution Bulletin 16: 103-106 doi [https://doi.org/10.1016/0025-326X\(85\)90531-4](https://doi.org/10.1016/0025-326X(85)90531-4)
- *Furtado R, Menezes D, Santos CJ, Catry P (2016) White-faced storm-petrels *Pelagodroma marina* predated by gulls as biological monitors of plastic pollution in the pelagic subtropical Northeast Atlantic. Marine Pollution Bulletin doi <http://dx.doi.org/10.1016/j.marpolbul.2016.08.031>
- *García-Godos I, Goya E, Jahncke J (2002) The diet of Markham's Storm Petrel *Oceanodroma markhami* on the central coast of Peru. Marine Ornithology 30: 77-83
- *Garnier Y, Jacob H, Guerra AS, Bertucci F, Lecchini D (2019) Evaluation of microplastic ingestion by tropical fish from Moorea Island, French Polynesia. Marine Pollution Bulletin 140: 165-170 doi <https://doi.org/10.1016/j.marpolbul.2019.01.038>
- *Garrigue C, Oremus M, Dodémont R, Bustamante P, Kwiatek O, Libeau G, Lockyer C, Vivier JC, Dalebout ML (2016) A mass stranding of seven Longman's beaked whales (*Indopacetus pacificus*) in New Caledonia, South Pacific. Marine Mammal Science 32: 884-910 doi <http://dx.doi.org/10.1111/mms.12304>

- *Garthe S, Kubetzki U, Hüppop O, Freyer T (1999) Zur Ernährungsökologie von Herings-, Silber- und Sturmmöwe (*Larus fuscus*, *L. argentatus* und *L. canus*) auf der Nordseeinsel Amrum während der Brutzeit. *Seevogel* 20: 52-58 doi <http://www.researchgate.net/publication/279179393>
- *Gartshore N, Steele W, Klages N (1988) Summer diet of the Salvin's prion at sub-Antarctic Marion Island. *African Zoology* 23: 309-313 doi <https://doi.org/10.1080/02541858.1988.11448118>
- Gassel M, Harwani S, Park JS, Jahn A (2013) Detection of nonylphenol and persistent organic pollutants in fish from the North Pacific Central Gyre. *Marine Pollution Bulletin* 73: 231-242 doi <http://dx.doi.org/10.1016/j.marpolbul.2013.05.014>
- Geise L, Gomes N (1992) Occurencia de plastico no estomago de um golfinho, *Sotalia guianensis* (Cetacea, Delphinidae), Anais da 3a Reuniao de Trabalho de Especialistas em mamiferos aquaticos de America do sul, Montevideo, Uruguay, pp 26-28
- Giani D, Bains M, Galli M, Casini S, Fossi MC (2019) Microplastics occurrence in edible fish species (*Mullus barbatus* and *Merluccius merluccius*) collected in three different geographical sub-areas of the Mediterranean Sea. *Marine Pollution Bulletin* 140: 129-137 doi <https://doi.org/10.1016/j.marpolbul.2019.01.005>
- Gilardi KVK, Carlson-Bremer D, June JA, Antonelis K, Broadhurst G, Cowan T (2010) Marine species mortality in derelict fishing net in Puget Sound, WA and the cost/benefit of derelict net removal. *Marine Pollution Bulletin* 60: 376-382 doi <http://dx.doi.org/10.1016/j.marpolbul.2009.10.016>
- *Gilbert JM, Reichelt-Brushett AJ, Bowling AC, Christidis L (2016) Plastic ingestion in marine and coastal bird species of southeastern Australia. *Marine Ornithology* 44: 21-26
- Gilliland SG, Ankney CD, Hicklin PW (2004) Foraging ecology of Great Black-backed Gulls during brood-rearing in the Bay of Fundy, New Brunswick. *Canadian Journal of Zoology* 82: 1416-1426 doi <http://dx.doi.org/10.1139/z04-124>
- Gochfield M (1973) Effect of artefact pollution on the viability of seabird colonies on Long Island, New York. *Environmental Pollution* 4: 1-6 doi [https://doi.org/10.1016/0013-9327\(73\)90025-6](https://doi.org/10.1016/0013-9327(73)90025-6)
- Goldstein T, Johnson S, Phillips A, Hanni K, Fauquier D, Gulland F (1999) Human-related injuries observed in live stranded pinnipeds along the central California coast 1986-1998. *Aquatic Mammals* 25: 43-51
- Goldstein MC, Goodwin DS (2013) Gooseneck barnacles (*Lepas* spp.) ingest microplastic debris in the North Pacific Subtropical Gyre. *PeerJ* 1: e184 doi <https://doi.org/10.7717/peerj.184>
- *González A, López A, Guerra A, Barreiro A (1994) Diets of marine mammals stranded on the northwestern Spanish Atlantic coast with special reference to Cephalopoda. *Fisheries Research* 21: 179-191 doi [https://doi.org/10.1016/0165-7836\(94\)90103-1](https://doi.org/10.1016/0165-7836(94)90103-1)
- *González Carman V, Acha EM, Maxwell SM, Albareda D, Campagna C, Mianzan H (2014) Young green turtles, *Chelonia mydas*, exposed to plastic in a frontal area of the SW Atlantic. *Marine Pollution Bulletin* 78: 56-62 doi <http://dx.doi.org/10.1016/j.marpolbul.2013.11.012>
- Good TP, June JA, Etnier MA, Broadhurst G (2010) Derelict fishing nets in Puget Sound and the Northwest Straits: Patterns and threats to marine fauna. *Marine Pollution Bulletin* 60: 39-50 doi <http://dx.doi.org/10.1016/j.marpolbul.2009.09.005>
- *Gorzelany JF (1998) Unusual deaths of two free-ranging Atlantic Bottlenose Dolphins (*Tursiops truncatus*) related to ingestion of recreational fishing gear. *Marine Mammal Science* 14: 614-617 doi <https://doi.org/10.1111/j.1748-7692.1998.tb00748.x>
- Gots B, Ronald K, Dougan J (1992) The newsletter of the league for the conservation of the Monk Seal. Institute for environmental Policy and Stewardship at the Arboretum, University of Guelph, Ontario, Canada, pp 62
- *Gottdenker NL, Walsh T, Jiménez-Uzcátegui G, Betancourt F, Cruz M, Soos C, Miller RE, Parker PG (2008) Causes of mortality of wild birds submitted to the Charles Darwin Research Station, Santa Cruz, Galapagos, Ecuador from 2002-2004. *Journal of Wildlife Diseases* 44: 1024-1031
- *Gould P, Ostrom P, Walker W (1997) Trophic relationships of albatrosses associated with squid and large-mesh drift-net fisheries in the North Pacific Ocean. *Canadian Journal of Zoology* 75: 549-562 doi <https://doi.org/10.1139/z97-068>
- *Gramentz D (1988) Involvement of loggerhead turtle with the plastic, metal, and hydrocarbon pollution in the central Mediterranean. *Marine Pollution Bulletin* 19: 11-13 doi [https://doi.org/10.1016/0025-326X\(88\)90746-1](https://doi.org/10.1016/0025-326X(88)90746-1)
- *Gray H, Lattin GL, Moore CJ (2012) Incidence, mass and variety of plastics ingested by Laysan (*Phoebastria immutabilis*) and Black-footed Albatrosses (*P. nigripes*) recovered as by-catch in the North Pacific Ocean. *Marine Pollution Bulletin* 64: 2190-2192 doi <http://dx.doi.org/10.1016/j.marpolbul.2012.07.053>
- Greenland JA, Limpus CJ (2007) Marine wildlife stranding and mortality database annual report 2007. II. Cetacean and Pinniped, Environmental Protection Agency, pp 26
- Griffiths SP, Kuhnert PM, Fry GF, Manson FJ (2009) Temporal and size-related variation in the diet, consumption rate, and daily ration of mackerel tuna (*Euthynnus affinis*) in neritic waters of eastern Australia. *ICES Journal of Marine Science: Journal du Conseil* 66: 720-733 doi <http://dx.doi.org/doi:10.1093/icesjms/fsp065>
- *Grilli MG, Montalti D (2012) Trophic interactions between brown and south polar skuas at Deception Island, Antarctica. *Polar Biology* 35: 299-304 doi <http://dx.doi.org/10.1007/s00300-011-1054-6>
- *Groc I (2015) How a DVD case killed a whale National Geographic, <https://news.nationalgeographic.com/news/2015/01/150107-sea-trash-whales-dolphins-marine-mammals/>
- Gudger EW (1938) The fish in the iron mask. *The Scientific Monthly* 46: 281-285 doi www.jstor.org/stable/16337
- Gudger EW (1949) Natural history notes on tiger sharks, *Galeocerdo tigrinus*, caught at Key West, Florida, with emphasis on food and feeding habits. *Copeia* 1949: 39-47 doi <http://www.jstor.org/stable/1437661>
- *Guebert-Bartholo FM, Barletta M, Costa MF, Monteiro-Filho ELA (2011) Using gut contents to assess foraging patterns of juvenile green turtles *Chelonia mydas* in the Paranaguá Estuary, Brazil. *Endangered Species Research* 13: 131-143 doi <http://dx.doi.org/10.3354/esr00320>
- *Guimarães JP, Batista RL, Mariani DB, Vergara-Parente JE (2013) Ingestion of plastic debris by estuarine dolphin, *Sotalia guianensis*, off northeastern Brazil. *Arquivos de Ciências do Mar* 46: 107-112
- Gulland FM, Pérez-Cortés H, Urgan J, Rojas-Bracho R, Ylitalo G, Weir J, Norman S, Muto M, Rugh D, Kreuder C (2005) Eastern North Pacific gray whale (*Eschrichtius robustus*) unusual mortality event, 1999-2000. US Department of Commerce, National Oceanic and Atmospheric Administration, National Marine Fisheries Service, Alaska Fisheries Science Center
- Gunn R, Hardesty BD, Butler J (2010) Tackling 'ghost nets': Local solutions to a global issue in northern Australia. *Ecological Management & Restoration* 11: 88-98 doi <http://dx.doi.org/10.1111/j.1442-8903.2010.00525.x>

- Gusmão F, Di Domenico M, Amaral ACZ, Martínez A, Gonzalez BC, Worsaae K, do Sul JAI, da Cunha Lana P (2016) In situ ingestion of microfibrils by meiofauna from sandy beaches. *Environmental Pollution* 216: 584-590 doi <https://doi.org/10.1016/j.envpol.2016.06.015>
- Güven O, Gökdağ K, Jovanović B, Kıdeys AE (2017) Microplastic litter composition of the Turkish territorial waters of the Mediterranean Sea, and its occurrence in the gastrointestinal tract of fish. *Environmental Pollution* 223: 286-294 doi <http://dx.doi.org/10.1016/j.envpol.2017.01.025>
- *Haelters J, Kerckhof F, Doom M, Evans PG, Van den Neucker T, Jauniaux T (2018) New extralimital record of a narwhal (*Monodon monoceros*) in Europe. *Aquatic Mammals* 44: 39-50 doi <http://dx.doi.org/doi:10.1578/AM.44.1.2018.39>
- Haetrakul T, Munanansup S, Assawawongkasem N, Chansue N (2009) A case report: Stomach foreign object in whaleshark (*Rhincodon typus*) stranded in Thailand, Proceedings of the 4th International Symposium on SEASTAR2000 and Asian Bio-logging Science (The 8th SEASTAR2000 workshop), pp 83-85
- Halstead JE, Smith JA, Carter EA, Lay PA, Johnston EL (2018) Assessment tools for microplastics and natural fibres ingested by fish in an urbanised estuary. *Environmental Pollution* 234: 552-561 doi <https://doi.org/10.1016/j.envpol.2017.11.085>
- *Haman KH, Norton TM, Ronconi RA, Nemeth NM, Thomas AC, Courchesne SJ, Segars A, Keel MK (2013) Great shearwater (*Puffinus gravis*) mortality events along the eastern coast of the United States. *Journal of Wildlife Diseases* 49: 235-245 doi <http://dx.doi.org/10.7589/2012-04-119>
- *Hammer S, Nager R, Johnson P, Furness R, Provencher J (2016) Plastic debris in great skua (*Stercorarius skua*) pellets corresponds to seabird prey species. *Marine Pollution Bulletin* 103: 206-210 doi <http://dx.doi.org/10.1016/j.marpolbul.2015.12.018>
- Hanni KD, Pyle P (2000) Entanglement of pinnipeds in synthetic materials at South-east Farallon Island, California, 1976–1998. *Marine Pollution Bulletin* 40: 1076-1081 doi [https://doi.org/10.1016/S0025-326X\(00\)00050-3](https://doi.org/10.1016/S0025-326X(00)00050-3)
- *Hansen MS, Alstrup AK, Hansen JH, Al-Sabi MN, Nonnemann B, Jensen LF, Hedayat A, Jensen TH (2016) Stranding of Two Sperm Whales (*Physeter macrocephalus*) in the "North Sea Trap" at Henne Strand, Denmark. *Aquatic Mammals* 42: 35 doi <http://dx.doi.org/10.1578/AM.42.1.2016.35>
- Harcourt R, Aurioules D, Sanchez J (1994) Entanglement of California sea lions at Los Islotes, Baja California Sur, Mexico. *Marine Mammal Science* 10: 122-125 doi <https://doi.org/10.1111/j.1748-7692.1994.tb00399.x>
- Hare MP, Mead JG (1987) Handbook for determination of adverse human-marine mammal interactions from necropsis. U.S. Department of Commerce, Northwest and Alaska Fisheries Service, Seattle, pp 35
- *Harper PC, Fowler JA (1987) Plastic pellets in New Zealand Storm-killed Prions. *Notornis* 34: 65-70
- Harrigan K (1992) Causes of mortality of little penguins *Eudyptula minor* in Victoria. *Emu* 91: 273-277 doi <https://doi.org/10.1071/MU9910273>
- *Harris MP, Wanless S (1994) Ingested Elastic and other Artefacts found in Puffins in Britain over a 24-year Period. *Marine Pollution Bulletin* 28: 54-55 doi [https://doi.org/10.1016/0025-326X\(94\)90187-2](https://doi.org/10.1016/0025-326X(94)90187-2)
- Harris RJ, Tseng FS, Pokras MA, Suedmeyer BA, Bogart J, Prescott R, Newman S (2006) Beached bird surveys in Massachusetts: the seabird ecological assessment network (SEANET). *Marine Ornithology* 34: 115-122
- Harrison CS, Hida TS, Seki MP (1983) Hawaiian seabird feeding ecology. *Wildlife Monographs*: 3-71 doi <https://www.jstor.org/stable/3830593>
- Havens K, Bilkovic DM, Stanhope D, Angstadt K (2011) Fishery failure, unemployed commercial fishers, and lost blue crab pots: An unexpected success story. *Environmental Science & Policy* 14: 445-450 doi <http://dx.doi.org/10.1016/j.envsci.2011.01.002>
- Haynes JA, Limpus CJ (2000) Marine wildlife stranding and mortality database annual report, 2000: II Cetacean and pinnipeds, Research Coordination Unit Parks and Wildlife Strategy Division, Queensland Parks and Wildlife Service, pp 32
- Hays-Brown C, Brown WM (1982) Status of sea turtles in the southeastern Pacific: emphasis on Peru. *Biology and Conservation of Sea Turtles* Smithsonian Press, Washington DC: 235-240
- *Hedd A, Gales R (2001) The diet of shy albatrosses (*Thalassarche cauta*) at Albatross Island, Tasmania. *Journal of Zoology* 253: 69-90 doi <http://dx.doi.org/10.1017/s0952836901000073>
- *Heise K, Barrett-Lennard LG, Saulitis E, Matkin C, Bain D (2003) Examining the evidence for killer whale predation on Steller sea lions in British Columbia and Alaska. *Aquatic Mammals* 29: 325-334
- Helker V, Allen BM, Jemison LA (2015) Human-caused injury and mortality of NMFS-managed Alaska marine mammal stocks, 2009-2013: 103
- Henderson JR (1984) Encounters of Hawaiian monk seals with fishing gear at Lisianski Island 1982. *Marine Fisheries Review* 46: 59-61
- Henderson JR (1988) Marine debris in Hawaii. Alverson DL, June JA, Proceedings of the North Pacific Rim Fishermen's Conference on marine debris, Seattle, pp 15
- Henderson JR (1990) Recent entanglement of Hawaiian monk seals in marine debris. Shomura RS, Godfrey ML, Proceedings of the Second International Conference on marine debris, Honolulu, Hawaii, pp 540-553
- Henderson JR (2001) A pre-and post-MARPOL Annex V summary of Hawaiian monk seal entanglements and marine debris accumulation in the Northwestern Hawaiian Islands, 1982–1998. *Marine Pollution Bulletin* 42: 584-589 doi [https://doi.org/10.1016/S0025-326X\(00\)00204-6](https://doi.org/10.1016/S0025-326X(00)00204-6)
- Heneman B (1985) Records of Pinniped entanglement in fishing gear at South-east Farallon Island. Shomura RS, Yoshida HO, Proceedings of the Workshop on the fate and impact of marine debris, Honolulu, Hawaii, pp 555
- Heneman B (1988) Persistent marine debris in the North Sea, Northwest Atlantic Ocean and the West Coast of Baja California, A report to the Marine Mammal Commission and the national Ocean Pollution Program Office, Washington, D.C., pp 161
- Hermesen E, Pompe R, Besseling E, Koelmans AA (2017) Detection of low numbers of microplastics in North Sea fish using strict quality assurance criteria. *Marine Pollution Bulletin* 122: 253-258 doi <http://dx.doi.org/10.1016/j.marpolbul.2017.06.051>
- *Hernandez-Gonzalez A, Saavedra C, Gago J, Covelo P, Santos MB, Pierce GJ (2018) Microplastics in the stomach contents of common dolphin (*Delphinus delphis*) stranded on the Galician coasts (NW Spain, 2005–2010). *Marine Pollution Bulletin* 137: 526-532 doi <https://doi.org/10.1016/j.marpolbul.2018.10.026>
- Herrera A, Štindlová A, Martínez I, Rapp J, Romero-Kutzner V, Samper MD, Montoto T, Aguiar-González B, Packard T, Gómez M (2019) Microplastic ingestion by Atlantic chub mackerel (*Scomber colias*) in the Canary Islands coast. *Marine Pollution Bulletin* 139: 127-135 doi <https://doi.org/10.1016/j.marpolbul.2018.12.022>

- *Herzke D, Anker-Nilssen T, Nøst TH, Götsch A, Christensen-Dalsgaard S, Langset M, Fangel K, Koelmans AA (2016) Negligible Impact of ingested microplastics on tissue concentrations of persistent organic pollutants in Northern Fulmars off coastal Norway. *Environmental Science & Technology* 50: 1924-1933 doi <http://dx.doi.org/10.1021/acs.est.5b04663>
- Heyning JE, Lewis TD (1990) Entanglements of baleen whales in fishing gear off Southern California, 40th Report of the international Whaling Commission, Cambridge, pp 427-431
- High WL, Worlund DD (1979) Escape of king crab, *Paralithodes camtschatica*, from derelict pots NOAA Technical report NMFS SSRF-734. GPO, Washington D.C.
- High WL (1985) Some consequences of lost fishing gear. Shomura RS, Yoshida HO, Proceedings of the Workshop on the fate and impact of marine debris, Honolulu, Hawaii, pp 430-437
- Hildebrand HH (1980) Report on the incidental capture, harassment and mortality of sea turtles in Texas. Department of Commerce Southwest Fisheries Center, La Jolla, C.A., pp 33
- Hinojosa IA, Thiel M (2009) Floating marine debris in fjords, gulfs and channels of southern Chile. *Marine Pollution Bulletin* 58: 341-350 doi <https://doi.org/10.1016/j.marpolbul.2008.10.020>
- *²Hipfner J, Studholme K, Galbraith M (2017) Low incidence of plastics in food loads delivered to nestlings by a zooplanktivorous seabird over a 21-year period. *Marine Pollution Bulletin* 121: 320-322 doi <http://dx.doi.org/10.1016/j.marpolbul.2017.06.028>
- Hipfner JM, Galbraith M, Tucker S, Studholme KR, Domalik AD, Pearson SF, Good TP, Ross PS, Hodum P (2018) Two forage fishes as potential conduits for the vertical transfer of microfibrils in Northeastern Pacific Ocean food webs. *Environmental Pollution* 239: 215-222 doi <https://doi.org/10.1016/j.envpol.2018.04.009>
- Hirth HF (1971) Synopsis of biological data on the green turtles, *Chelonia mydas* (Linnaeus 1758). *FAO Fisheries Biology Synopsis* 85: 1-8
- *Hoarau L, Ainley L, Jean C, Ciccione S (2014) Ingestion and defecation of marine debris by loggerhead sea turtles, *Caretta caretta*, from by-catches in the South-West Indian Ocean. *Marine Pollution Bulletin* 84: 90-96 doi <http://dx.doi.org/10.1016/j.marpolbul.2014.05.031>
- Hofmeyr GJG, Bester MN, Kirkman SP, Lydersen C, Kovacs KM (2006) Entanglement of Antarctic fur seals at Bouvetøya, Southern Ocean. *Marine Pollution Bulletin* 52: 1077-1080 doi <http://dx.doi.org/10.1016/j.marpolbul.2006.05.003>
- Hofmeyr GJG, De M, M., Beste M, Kirkman SP, Pistorius P, Makhado A (2002) Entanglement of pinnipeds at Marion Island, Southern Ocean: 1991-2001. *Australian Mammalogy* 24: 141-146
- *²Holland ER, Mallory ML, Shutler D (2016) Plastics and other anthropogenic debris in freshwater birds from Canada. *Science of The Total Environment* 571: 251-258 doi <http://dx.doi.org/10.1016/j.scitotenv.2016.07.158>
- *Hong S, Lee J, Jang YC, Kim YJ, Kim HJ, Han D, Hong SH, Kang D, Shim WJ (2013) Impacts of marine debris on wild animals in the coastal area of Korea. *Marine Pollution Bulletin* 66: 117-124 doi <http://dx.doi.org/10.1016/j.marpolbul.2012.10.022>
- Horn D, Miller M, Anderson S, Steele C (2019) Microplastics are ubiquitous on California beaches and enter the coastal food web through consumption by Pacific mole crabs. *Marine Pollution Bulletin* 139: 231-237 doi <https://doi.org/10.1016/j.marpolbul.2018.12.039>
- Hoss DE, Settle LR (1990) Ingestion of plastics by teleost fishes. Shomura RS, Proceedings of the second International Conference on marine debris, Honolulu, Hawaii, pp 693-709
- Houard T, Boudouresque CF, Barcelo A, Cottalorda J-M, Formentin J-Y, Jullian E, Kerlidou B, Pironneau E (2012) Occurrence of a lost fishing net within the marine area of the Port-Cros national Park (Provence, northwestern Mediterranean Sea). *Scientific Report Port-Cros National Park* 25: 109-118
- Hucke-Gaete R, Torres D, Vallejos V (1997) Entanglement of antarctic fur seals *Arctocephalus gazella* in marine debris at Cape Shirreff and San Telmo Islets, Livingston Island, Antarctica: 1988-1977. *Serias Cientificas INACH* 47: 123-135
- Hughes GR (1970) Further studies on marine turtles in Tongaland, III. *Lammergeyer* 12: 7-25
- Hughes GR (1974) The sea turtles of Southeast Africa. II. The biology of the Tongaland loggerhead turtles, *Caretta caretta* L., with comments on the leatherback turtle, *Dermochelys coriacea* L., in the study region. *Oceanographic Research Institute, Investigational report*, Durban, pp 96
- Huin N, Croxall J.P. (1996) Fishing gear, oil and marine debris associated with seabirds at Bird Island, South Georgia, during 1993/1994. *Marine Ornithology* 24: 19-22
- Hunter S, Brooke MDL (1992) The Diet of Giant Petrels *Macronectes* spp. at Marion Island, Southern Indian Ocean. *Colonial Waterbirds* 15: 56-65 doi <http://dx.doi.org/10.2307/1521354>
- *²Hutton I, Carlile N, Priddel D (2008) Plastic ingestion by flesh-footed shearwaters, *Puffinus carneipes*, and wedge-tailed shearwaters, *Puffinus pacificus*. *Papers and Proceedings of the Royal Society of Tasmania* 142: 67-72
- *²Hyrenbach KD, Michelle M, Johnson JA, Lyday S, Bingham S, Pawloski J (2013) First evidence of Plastic Ingestion by White-tailed Tropicbirds from O'Ahu, Hawaii. *Marine Ornithology* 41: 167-169
- *Jusseldijk LL, Leopold MF, Bravo Rebolledo EL, Deaville R, Haelters J, Ilzer J, Jepson PD, Gröne A (2015) Fatal asphyxiation in two long-finned pilot whales (*Globicephala melas*) caused by common soles (*Solea solea*). *PLoS One* 10: e0141951 doi <https://doi.org/10.1371/journal.pone.0141951>
- Imber M, Jolly J, Brooke MdL (1995) Food of three sympatric gadfly petrels (*Pterodroma* spp.) breeding on the Pitcairn Islands. *Biological Journal of the Linnean Society* 56: 233-240 doi <https://doi.org/10.1111/j.1095-8312.1995.tb01087.x>
- Imber M (1996) The food of Cook's Petrel *Pterodroma cookii* during its breeding season on Little Barrier Island, New Zealand. *Emu* 96: 189-194 doi <https://doi.org/10.1071/MU9960189>
- Innis C, Merigo C, Dodge K, Tlusty M, Dodge M, Sharp B, Myers A, McIntosh A, Wunn D, Perkins C (2010) Health evaluation of leatherback turtles (*Dermochelys coriacea*) in the Northwestern Atlantic during direct capture and fisheries gear disentanglement. *Chelonian Conservation and Biology* 9: 205-222
- IWDG (2007) Divers enjoy the company of Basking sharks in Kerry. In: (IWDG) IWDG (ed) <http://www.iwdg.ie/news/?id=1433>, Ireland
- Jabeen K, Su L, Li J, Yang D, Tong C, Mu J, Shi H (2017) Microplastics and mesoplastics in fish from coastal and fresh waters of China. *Environmental Pollution* 221: 141-149 doi <http://dx.doi.org/10.1016/j.envpol.2016.11.055>
- Jackson GD, Buxton NG, George MJA (2000) Diet of the southern opah *Lampris immaculatus* on the Patagonian Shelf; the significance of the squid *Moroteuthis ingens* and anthropogenic plastic. *Marine Ecology Progress Series* 206: 261-271 doi <http://dx.doi.org/10.3354/meps206261>
- Jackson K, Sternfeld M (2009) 2008 Alaska Region Marine Mammal Stranding Summary. National Marine Fisheries Service, Alaska Region, Protected Resources, Juneau, Alaska, pp 4

- Jackson K (2010) 2009 Alaska Region Marine Mammal Stranding Summary. National Marine Fisheries Service, Alaska Region, Protected Resources, Juneau, Alaska, pp 4
- Jackson K (2011) 2010 Alaska Region Marine Mammal Stranding Summary. National Marine Fisheries Service, Alaska Region, Protected Resources, Juneau, Alaska, pp 4
- Jackson K (2012) 2011 Alaska Region Marine Mammal Stranding Summary. National Marine Fisheries Service, Alaska Region, Protected Resources, Juneau, Alaska, pp 5
- Jackson K (2013) 2012 Alaska Region Marine Mammal Stranding Summary. National Marine Fisheries Service, Alaska Region, Protected Resources, Juneau, Alaska, pp 7
- Jackson K (2014) 2013 Alaska Region Marine Mammal Stranding Summary. National Marine Fisheries Service, Alaska Region, Protected Resources, Juneau, Alaska, pp 8
- *Jacobsen JK, Massey L, Gulland F (2010) Fatal ingestion of floating net debris by two sperm whales (*Physeter macrocephalus*). Marine Pollution Bulletin 60: 765-767 doi <http://dx.doi.org/10.1016/j.marpolbul.2010.03.008>
- *James GD, Stahl JC (2000) Diet of southern Buller's albatross (*Diomedea bulleri bulleri*) and the importance of fishery discards during chick rearing. New Zealand Journal of Marine and Freshwater Research 34: 435-454 doi <http://dx.doi.org/10.1080/00288330.2000.9516946>
- Jameson GL (1986) Trial systematic salvage of beach-cast sea otter, *Enhydra lutris*, carcasses in the central and southern portion of the sea otter range in California. US Marine Mammal Commission, Springfield, VA, pp 60
- Jamieson A, Brooks L, Reid W, Piertney S, Narayanaswamy B, Linley T (2019) Microplastics and synthetic particles ingested by deep-sea amphipods in six of the deepest marine ecosystems on Earth. Royal Society open science 6: 180667 doi <http://dx.doi.org/10.1098/rsos.180667>
- Jang M, Shim WJ, Han GM, Song YK, Hong SH (2018) Formation of microplastics by polychaetes (*Marphysa sanguinea*) inhabiting expanded polystyrene marine debris. Marine Pollution Bulletin 131: 365-369 doi <https://doi.org/10.1016/j.marpolbul.2018.04.017>
- Jantz LA, Morishige CL, Bruland GL, Lepczyk CA (2013) Ingestion of plastic marine debris by longnose lancetfish (*Alepisaurus ferox*) in the North Pacific Ocean. Marine Pollution Bulletin 69: 97-104 doi <http://dx.doi.org/10.1016/j.marpolbul.2013.01.019>
- Jawad LA, Humborstad O-B, Fjellidal PG (2016) Record of Litter Ingestion by Cod (*Gadus morhua*) Collected from Masfjorden, Western Norway. International Journal of Marine Science 6: 1-4 doi <http://dx.doi.org/10.5376/ijms.2016.06.0041>
- Jenkin M (1990) Plastic a problem for Tasmania's wildlife The Southern Star Newspaper (19 November), Hobart, Tasmania
- Jensen MP, Limpus CJ, Whiting SD, Guinea M, Prince RI, Dethmers KE, Adnyana IBW, Kennett R, FitzSimmons NN (2013) Defining olive ridley turtle *Lepidochelys olivacea* management units in Australia and assessing the potential impact of mortality in ghost nets. Endangered Species Research 21: 241-253 doi <http://dx.doi.org/10.3354/esr00521>
- *Jerdy H, Werneck MR, da Silva MA, Ribeiro RB, Bianchi M, Shimoda E, de Carvalho ECQ (2017) Pathologies of the digestive system caused by marine debris in *Chelonia mydas*. Marine Pollution Bulletin 116: 192-195 doi <http://dx.doi.org/10.1016/j.marpolbul.2017.01.009>
- *Jiménez S, Domingo A, Brazeiro A, Defeo O, Phillips RA (2015) Marine debris ingestion by albatrosses in the southwest Atlantic Ocean. Marine Pollution Bulletin 96: 149-154 doi <http://dx.doi.org/10.1016/j.marpolbul.2015.05.034>
- Jin-Feng D, Jing-Xi L, Cheng-Jun S, Chang-Fei H, Jiang F-H, Feng-Lei G, Zheng L (2018) Separation and Identification of Microplastics in Digestive System of Bivalves. Chinese Journal of Analytical Chemistry 46: 690-697 doi [http://dx.doi.org/10.1016/S1872-2040\(18\)61086-2](http://dx.doi.org/10.1016/S1872-2040(18)61086-2)
- Jones LJ, Ferrero RC (1985) Observations of net debris and associated entanglements in the North Pacific and Bering Sea, 1978-1984. Shomura RS, Yoshida HO, Proceedings of the Workshop on the fate and impact of marine debris, Honolulu, Hawaii, pp 183-196
- Jones MM (1995) Fishing debris in the Australian marine environment. Marine Pollution Bulletin 30: 25-33 doi [https://doi.org/10.1016/0025-326X\(94\)00108-L](https://doi.org/10.1016/0025-326X(94)00108-L)
- Joyce WN, Campana SE, Natanson LJ, Kohler NE, Pratt HL, Jensen CF (2002) Analysis of stomach contents of the porbeagle shark (*Lamna nasus* Bonnaterre) in the northwest Atlantic. ICES Journal of Marine Science: Journal du Conseil 59: 1263-1269 doi <http://dx.doi.org/10.1006/jmsc.2002.1286>
- Júnior TV, Lessa RP (2004) Feeding habits of the Common Dolphin *Coryphaena hippurus*, in Northeastern Brazil's Exclusive Economic Zone. Arquivos de Ciências do Mar 37: 131-138
- *Kain EC, Lavers JL, Berg CJ, Raine AF, Bond AL (2016) Plastic ingestion by Newell's (*Puffinus newelli*) and wedge-tailed shearwaters (*Ardenna pacifica*) in Hawaii. Environmental Science and Pollution Research 23: 23951-23958 doi <http://dx.doi.org/10.1007/s11356-016-7613-1>
- *Kaladharan P, Asokan P, Koya M, Bhint H (2014) Plastic debris in the stomach of a Longman's Beaked Whale, *Indopacetus pacificus* (Longman, 1926) stranded off Sutrapada, Veraval, Saurashtra coast, India. Journal of the Marine Biological Association of India 56: 92-94 doi <http://dx.doi.org/10.6024/jmbai.2014.56.2.01802-15>
- Karakulak F, Salman A, Oray I (2009) Diet composition of bluefin tuna (*Thunnus thynnus* L. 1758) in the Eastern Mediterranean Sea, Turkey. Journal of Applied Ichthyology 25: 757-761 doi <http://dx.doi.org/10.1111/j.1439-0426.2009.01298.x>
- Karlsson TM, Vethaak AD, Almroth BC, Ariese F, van Velzen M, Hassellöv M, Leslie HA (2017) Screening for microplastics in sediment, water, marine invertebrates and fish: Method development and microplastic accumulation. Marine Pollution Bulletin 122: 403-408 doi <http://dx.doi.org/10.1016/j.marpolbul.2017.06.081>
- Kartar S, Milne R, Sainsbury M (1973) Polystyrene waste in the Severn Estuary. Marine Pollution Bulletin 4: 144 doi [https://doi.org/10.1016/0025-326X\(73\)90010-6](https://doi.org/10.1016/0025-326X(73)90010-6)
- Kartar S, Abou-Seedo F, Sainsbury M (1976) Polystyrene waste in the Seventh Estuary: A progress report. Marine Pollution Bulletin 4: 144 doi [https://doi.org/10.1016/0025-326X\(76\)90092-8](https://doi.org/10.1016/0025-326X(76)90092-8)
- Kaska Y, Celik A, Bag H, Aureggi M, Özal K, Elçi A, Kaska A, Elçi L (2004) Heavy metal monitoring in stranded sea turtles along the Mediterranean coast of Turkey. Fresenius Environmental Bulletin 13: 769-776
- *Kastelein RA, Lavaleije MSS (1992) Foreign bodies in the stomach of a female harbour porpoise (*Phococena phococena*) from the North Sea. Aquatic Mammals 18: 40-46
- *Katsanevakis S (2008) Marine debris, a growing problem: Sources, distribution, composition, and impacts. Marine Pollution: New Research Nova Science Publishers, New York: 53-100
- Kemper C, Bossley M, Shaughnessy P (2008) Marine mammals of Gulf St Vincent, Investigator Strait and Backstairs Passage. Natural History of Gulf St Vincent' (Eds SA Shepherd, S Bryars, I Kirkegaard, P Harbison and JT Jennings): 339-352

- ²Kenyon KW, Kridler E (1969) Laysan Albatrosses Swallow Indigestible Matter. The Auk 86: 339-343 doi <http://dx.doi.org/10.2307/4083505>
- Kinan I, Cousins K (2000) Abundance of plastic debris and ingestion by albatross on Kure Atoll, North-western Hawaiian Islands. Marine Ornithology 28
- *Klages N, Cooper J (1997) Diet of the Atlantic petrel *Pterodroma incerta* during breeding at South Atlantic Gough Island. Marine Ornithology 25: 13-16
- Knowlton AR, Hamilton PK, Marx MK, Pettis HM, Kraus SD (2012) Monitoring North Atlantic right whale *Eubalaena glacialis* entanglement rates: a 30 yr retrospective. Marine Ecology Progress Series 466: 293-302 doi <http://dx.doi.org/10.3354/meps09923>
- Kraus SD (1990) Rates and potential causes of mortality in North Atlantic right whales (*Eubalaena glacialis*) Marine Mammal Science 6: 278-291 doi <https://doi.org/10.1111/j.1748-7692.1990.tb00358.x>
- Kripa V, Nair PG, Dhanya A, Pravitha V, Abhilash K, Mohammed AA, Vijayan D, Vishnu P, Mohan G, Anilkumar P (2014) Microplastics in the gut of anchovies caught from the mud bank area of Alappuzha, Kerala. Marine Fisheries Information Service; Technical and Extension Series: 27-28
- Kroon FJ, Motti CE, Jensen LH, Berry KL (2018) Classification of marine microdebris: A review and case study on fish from the Great Barrier Reef, Australia. Scientific Reports 8: 16422 doi <http://dx.doi.org/10.1038/s41598-018-34590-6>
- *Kubetzki U, Garthe S (2003) Distribution, diet and habitat selection by four sympatrically breeding gull species in the south-eastern North Sea. Marine Biology 143: 199-207 doi <https://doi.org/10.1007/s00227-003-1036-5>
- Kubota T (1990) Synthetic materials found in the stomachs of lancetfish from Suruga Bay, Central Japan. Shomura RS, Godfrey ML, Proceedings of the Second International Conference on marine debris Honolulu, Hawaii US Dep Commer, NOAA Tech Memo, NMFS NOAA-TM-NMFS-SWFSC-154 pp 710-717
- *²Kühn S, Van Franeker JA (2012) Plastic ingestion by the northern fulmar (*Fulmarus glacialis*) in Iceland. Marine Pollution Bulletin 64: 1252-1254 doi <http://dx.doi.org/10.1016/j.marpolbul.2012.02.027>
- Kühn S, Schaafsma FL, van Werven B, Flores H, Bergmann M, Egelkraut-Holtus M, Tekman MB, van Franeker JA (2018) Plastic ingestion by juvenile polar cod (*Boreogadus saida*) in the Arctic Ocean. Polar Biology: 1269–1278 doi <http://dx.doi.org/10.1007/s00300-018-2283-8>
- Kumar VE, Ravikumar G, Jeyasanta KI (2018) Occurrence of microplastics in fishes from two landing sites in Tuticorin, South east coast of India. Marine Pollution Bulletin 135: 889-894 doi <https://doi.org/10.1016/j.marpolbul.2018.08.023>
- Kuzin AE (1990) A study of the effects of commercial fishing debris on *Callorhinus ursinus* from breeding islands in the western Pacific. Shomura RS, Godfrey ML, Proceedings of the Second International Conference of Marine Debris, Honolulu, Hawaii, pp 475-482
- Laist DW (1997) Impacts of marine debris: Entanglement of Marine Life in Marine Debris Including a Comprehensive List of Species with Entanglement and Ingestion Records. In: Coe JM, Rogers DB (eds) Marine Debris Sources, Impacts and Solutions. Springer Series on Environmental Management, New York, pp 99-132
- Lavers JL, Hodgson JC, Clarke RH (2013) Prevalence and composition of marine debris in Brown Booby (*Sula leucogaster*) nests at Ashmore Reef. Marine Pollution Bulletin 77: 320-324 doi <http://dx.doi.org/10.1016/j.marpolbul.2013.09.026>
- *²Lavers JL, Bond AL, Hutton I (2014) Plastic ingestion by Flesh-footed Shearwaters (*Puffinus carneipes*): Implications for fledgling body condition and the accumulation of plastic-derived chemicals. Environmental Pollution 187: 124-129 doi <http://dx.doi.org/10.1016/j.envpol.2013.12.020>
- *²Lavers JL, Bond AL (2016a) Ingested plastic as a route for trace metals in Laysan Albatross (*Phoebastria immutabilis*) and Bonin Petrel (*Pterodroma hypoleuca*) from Midway Atoll. Marine Pollution Bulletin 110: 493-500 doi <http://dx.doi.org/10.1016/j.marpolbul.2016.06.001>
- *Lavers JL, Bond AL (2016b) Selectivity of flesh-footed shearwaters for plastic colour: Evidence for differential provisioning in adults and fledglings. Marine environmental research 113: 1-6 doi <http://dx.doi.org/10.1016/j.marenvres.2015.10.011>
- *Lavers JL, Hutton I, Bond AL (2018) Ingestion of marine debris by Wedge-tailed Shearwaters (*Ardenna pacifica*) on Lord Howe Island, Australia during 2005–2018. Marine Pollution Bulletin 133: 616-621 doi <https://doi.org/10.1016/j.marpolbul.2018.06.023>
- Lawson T, Wilcox C, Johns K, Dann P, Hardesty BD (2015) Characteristics of marine debris that entangle Australian fur seals (*Arctocephalus pusillus doriferus*) in southern Australia. Marine Pollution Bulletin 98: 354-357 doi <http://dx.doi.org/10.1016/j.marpolbul.2015.05.053>
- *Lazar B, Gracan R (2011) Ingestion of marine debris by loggerhead sea turtles, *Caretta caretta*, in the Adriatic Sea. Marine Pollution Bulletin 62: 43-47 doi <http://dx.doi.org/10.1016/j.marpolbul.2010.09.013>
- Le Boeuf BJ, Perez-Cortez H, Urban J, Mate BR, Ollervides F (2000) High gray whale mortality and low recruitment in 1999: potential causes and implications. Journal of Cetacean Research and Management 2: 85-99
- *Leal GR, Furness RW, McGill RA, Santos RA, Bugoni L (2017) Feeding and foraging ecology of Trindade petrels *Pterodroma arminjoniana* during the breeding period in the South Atlantic Ocean. Marine Biology 164: 211 doi <http://dx.doi.org/10.1007/s00227-017-3240-8>
- *Leal Vallis FC, Brusamarello Basler A, Dos Santos CR, Petry MV (2015) New record on the occurrence of Northern Giant Petrel (*Macronectes halli*) and analysis of stomach contents in Southern Brazil. Pan-American Journal of Aquatic Sciences 10: 309-314
- Leclerc L-ME, Lydersen C, Haug T, Bachmann L, Fisk AT, Kovacs KM (2012) A missing piece in the Arctic food web puzzle? Stomach contents of Greenland sharks sampled in Svalbard, Norway. Polar Biology 35: 1197-1208 doi <http://dx.doi.org/10.1007/s00300-012-1166-7>
- Lee DS, Palmer WM (1981) Records of leatherback turtles, *Dermochelys coriacea*, (Linnaeus), and other marine turtles in North Carolina waters. Brimleyana 5: 95-106
- Lefebvre C, Saraux C, Heitz O, Nowaczyk A, Bonnet D (2019) Microplastics FTIR characterisation and distribution in the water column and digestive tracts of small pelagic fish in the Gulf of Lions. Marine Pollution Bulletin 142: 510-519 doi <https://doi.org/10.1016/j.marpolbul.2019.03.025>

- Lenz R, Enders K, Beer S, Sorensen TK, Stedmon CA (2016) Analysis of microplastic in the stomachs of herring and cod from the North Sea and Baltic Sea. Technical University of Denmark. DTU Aqua. National Institute of Aquatic Resources, Lyngby, Denmark, pp 29
- *2Lenzi J, Burgues MF, Carrizo D, Machin E, Teixeira-de Mello F (2016) Plastic ingestion by a generalist seabird on the coast of Uruguay. Marine Pollution Bulletin 107: 71-76 doi <http://dx.doi.org/10.1016/j.marpolbul.2016.04.016>
- *2Leopold MF, Kik M, van Tulden P, van Franeker JA, Kühn S, Rijks J (2019) De Zoe en de zeekoet. Een onderzoek naar de doodsoorzaak en de herkomst van de zeekoeten die massaal strandden op de Nederlandse kust in januari en februari 2019. Wageningen Marine Research, Den Helder, The Netherlands, pp 59
- *Levy AM, Brenner O, Scheinin A, Morick D, Ratner E, Goffman O, Kerem D (2009) Laryngeal snaring by ingested fishing net in a common bottlenose dolphin (*Tursiops truncatus*) off the Israeli shoreline. Journal of Wildlife Diseases 45: 834-838 doi <http://dx.doi.org/10.7589/0090-3558-45.3.834>
- Li J, Yang D, Li L, Jabeen K, Shi H (2015) Microplastics in commercial bivalves from China. Environmental Pollution 207: 190-195 doi <http://dx.doi.org/10.1016/j.envpol.2015.09.018>
- Li H-X, Ma L-S, Lin L, Ni Z-X, Xu X-R, Shi H-H, Yan Y, Zheng G-M, Rittschof D (2018a) Microplastics in oysters *Saccostrea cucullata* along the Pearl River Estuary, China. Environmental Pollution 236: 619-625 doi <https://doi.org/10.1016/j.envpol.2018.01.083>
- Li J, Green C, Reynolds A, Shi H, Rotchell JM (2018b) Microplastics in mussels sampled from coastal waters and supermarkets in the United Kingdom. Environmental Pollution 241: 35-44 doi <https://doi.org/10.1016/j.envpol.2018.05.038>
- Liboiron M, Liboiron F, Wells E, Richard N, Zahara A, Mather C, Bradshaw H, Murichi J (2016) Low plastic ingestion rate in Atlantic Cod (*Gadus morhua*) from Newfoundland destined for human consumption collected through citizen science methods. Marine Pollution Bulletin 113: 428-437 doi <http://dx.doi.org/10.1016/j.marpolbul.2016.10.043>
- Liboiron M, Melvin J, Richárd N, Saturno J, Ammendolia J, Liboiron F, Charron L, Mather C (2019) Low incidence of plastic ingestion among three fish species significant for human consumption on the island of Newfoundland, Canada. Marine Pollution Bulletin 141: 244-248 doi <https://doi.org/10.1016/j.marpolbul.2019.02.057>
- *2Lindborg VA, Ledbetter JF, Walat JM, Moffett C (2012) Plastic consumption and diet of Glaucous-winged Gulls (*Larus glaucescens*). Marine Pollution Bulletin 64: 2351-2356 doi <http://dx.doi.org/10.1016/j.marpolbul.2012.08.020>
- Lindsay MCM, Meathrel CE (2008) Where, When and How? Limitations of the Techniques Used to Examine Dietary Preference of Pacific Gulls (*Larus pacificus*) Using Non-consumed Parts of Prey and Regurgitated Pellets of Prey Remains. Waterbirds 31: 611-619 doi <http://dx.doi.org/10.1675/1524-4695-31.4.611>
- López-Jurado LF, Varo-Cruz N, López P (2003) Incidental capture of loggerhead turtles (*Caretta caretta*) on Boa Vista (Cape Verde Islands). Marine Turtle Newsletter 101: 14-16
- López-López L, Preciado I, González-Irusta JM, Arroyo NL, Muñoz I, Punzón A, Serrano A (2018) Incidental ingestion of meso- and macro-plastic debris by benthic and demersal fish. Food Webs 14: 1-4 doi <https://doi.org/10.1016/j.fooweb.2017.12.002>
- Loughlin TR (1986) Assessment of net entanglement on northern sea lions in the Aleutian Islands, 25 June-15 July 1985. National Marine Mammal Laboratory, Northwest and Alaska Fisheries Center, National Marine Fisheries Service, National Oceanic and Atmospheric Administration
- Lowe CG, Wetherbee BM, Crow GL, Tester AL (1996) Ontogenetic dietary shifts and feeding behavior of the tiger shark, *Galeocerdo cuvier*, in Hawaiian waters. Environmental Biology of Fishes 47: 203-211 doi <https://doi.org/10.1007/BF00005044>
- Lowry L (1993) Foods and Feeding ecology. In: Burns JJ, Montague JJ, Cowles CJ (eds) The Bowhead Whale. The society for Marine Mammalogy, Lawrence K.S., pp 201-238
- *Lucas Z (1992) Monitoring persistent litter in the marine environment on Sable Island, Nova Scotia. Marine Pollution Bulletin 24: 192-199 doi [https://doi.org/10.1016/0025-326X\(92\)90529-F](https://doi.org/10.1016/0025-326X(92)90529-F)
- Ludynia K, Garthe S, Luna-Jorquera G (2005) Seasonal and regional variation in the diet of the kelp gull in northern Chile. Waterbirds 28: 359-365 doi [https://doi.org/10.1675/1524-4695\(2005\)028\[0359:SARVIT\]2.0.CO;2](https://doi.org/10.1675/1524-4695(2005)028[0359:SARVIT]2.0.CO;2)
- Lusher A, McHugh M, Thompson R (2013) Occurrence of microplastics in the gastrointestinal tract of pelagic and demersal fish from the English Channel. Marine Pollution Bulletin 67: 94-99 doi <http://dx.doi.org/10.1016/j.marpolbul.2012.11.028>
- Lusher AL, Hernandez-Milian G, O'Brien J, Berrow S, O'Connor I, Officer R (2015) Microplastic and macroplastic ingestion by a deep diving, oceanic cetacean: The True's beaked whale *Mesoplodon mirus*. Environmental Pollution 199: 185-191 doi <http://dx.doi.org/10.1016/j.envpol.2015.01.023>
- Lusher AL, O'Donnell C, Officer R, O'Connor I (2016) Microplastic interactions with North Atlantic mesopelagic fish. ICES Journal of Marine Science: Journal du Conseil 73: 1214-1225 doi <http://dx.doi.org/10.1093/icesjms/fsv241>
- *Lusher AL, Hernandez-Milian G, Berrow S, Rogan E, O'Connor I (2017) Incidence of marine debris in cetaceans stranded and bycaught in Ireland: Recent findings and a review of historical knowledge. Environmental Pollution 232: 467-476 doi <https://doi.org/10.1016/j.envpol.2017.09.070>
- *Lydersen C, Gjertz I, Weslawski JM (1989) Stomach contents of autumn-feeding marine vertebrates from Hornsund, Svalbard. Polar Record 25: 107-114 doi <https://doi.org/10.1017/S0032247400010408>
- *Macedo GR, Leal DC, Pires TT, Rostán G, Garcez Neto AF, Wrobel Goldberg D, Franke CR (2011) Ingestão de resíduos antropogênicos por tartarugas marinhas no litoral norte do estado da Bahia, Brasil. Ciencia Rural 41: 1938-1941
- *Mäder A, Costa AS, Casa Jr GE, Sander M (2010) Ingestão De Lixo Marinho Por Procelariformes Arribados Nas Praias Do Rio Grande Do Sul III Congresso Brasileiro de Oceanografia, Rio Grande, pp 1305-1307
- *2Mallory ML, Roberston GJ, Moenting A (2006) Marine plastic debris in northern fulmars from Davis Strait, Nunavut, Canada. Marine Pollution Bulletin 52: 813-815 doi <http://dx.doi.org/10.1016/j.marpolbul.2006.04.005>
- *2Mallory ML (2008) Marine plastic debris in northern fulmars from the Canadian high Arctic. Marine Pollution Bulletin 56: 1501-1504 doi <https://doi.org/10.1016/j.marpolbul.2008.04.017>
- Mann J, Smolker RA, Smuts BB (1995) Response to calf entanglement in free-ranging bottlenose dolphins. Marine Mammal Science 11: 100-106 doi <https://doi.org/10.1111/j.1748-7692.1995.tb00280.x>
- Manooch CS, Hogarth WT (1983) Stomach contents and giant trematodes from wahoo, *Acanthocybium solanderi*, collected along the South Atlantic and Gulf coasts of the United States. Bulletin of Marine Science 33: 223-227
- Manooch CS, Mason DL (1983) Comparative food studies of yellowfin tuna, *Thunnus albacares*, and blackfin tuna, *Thunnus atlanticus*, (Pisces: Scombridae) from the southeastern and gulf coasts of the United states. Brimleyana 9: 33-52
- Manooch CS, Mason DL, Nelson RS (1985) Foods and little tunny. Bulletin of the Japanese Society of Scientific Fisheries 51: 1207-1218 doi <https://doi.org/10.2331/suisan.51.1207>

- Manville AM (1990) A survey of plastics on Western Aleutian Island beaches and related wildlife management. Shomura RS, Godfrey ML, Proceedings of the second International Conference on marine debris, Honolulu, Hawaii, pp 349-362
- *Mariano EDF, Targino CH (2012) Ingestão de plástico pelo atobá-mascarado, *Sula dactylatra* Lesson, 1831, na Reserva Biológica do Atol das Rocas, RN, Brasil. Biotemas 25 doi <http://dx.doi.org/10.5007/2175-7925.2012v25n4p285>
- Markaida U, Sosa-Nishizaki O (2010) Food and feeding habits of the blue shark *Prionace glauca* caught off Ensenada, Baja California, Mexico, with a review on its feeding. Journal of the Marine Biological Association of the United Kingdom 90: 977-994 doi <http://dx.doi.org/10.1017/s0025315409991597>
- Markic A, Niemand C, Bridson JH, Mazouni-Gaertner N, Gaertner J-C, Eriksen M, Bowen M (2018) Double trouble in the South Pacific subtropical gyre: Increased plastic ingestion by fish in the oceanic accumulation zone. Marine Pollution Bulletin 136: 547-564 doi <https://doi.org/10.1016/j.marpolbul.2018.09.031>
- Martin AR, Clarke MR (1986) The diet of sperm whales (*Physeter macrocephalus*) captured between Iceland and Greenland. Journal of the Marine Biological Association of the United Kingdom 66: 779-790 doi <https://doi.org/10.1017/S0025315400048426>
- *Mascarenhas R, Santos R, Zeppelini D (2004) Plastic debris ingestion by sea turtle in Paraiba, Brazil. Marine Pollution Bulletin 49: 354-355 doi <http://dx.doi.org/10.1016/j.marpolbul.2004.05.006>
- Maselko J, Bishop G, Murphy P (2013) Ghost Fishing in the Southeast Alaska Commercial Dungeness Crab Fishery. North American Journal of Fisheries Management 33: 422-431 doi <http://dx.doi.org/10.1080/02755947.2013.763875>
- Massutí E, Deudero S, Sánchez P, Morales-Nin B (1998) Diet and feeding of dolphin (*Coryphaena hippurus*) in western Mediterranean waters. Bulletin of Marine Science 63: 329-341
- *Mate BR (1985) Incidents of marine mammal encounters with debris in active fishing gear. Shomura RS, Yoshida HO, Proceedings of the Workshop on the fate and impact of marine debris, Honolulu, Hawaii, pp 453-457
- *Matiddi M, Hochscheid S, Camedda A, Baini M, Cocumelli C, Serena F, Tomassetti P, Travaglini A, Marra S, Campani T, Scholl F, Mancusi C, Amato E, Briguglio P, Maffucci F, Fossi MC, Bentivegna F, de Lucia GA (2017) Loggerhead sea turtles (*Caretta caretta*): A target species for monitoring litter ingested by marine organisms in the Mediterranean Sea. Environmental Pollution 230: 199-209 doi <https://doi.org/10.1016/j.envpol.2017.06.054>
- Mauger G, Kerleau F, Robin JP, Dubois B, De Pierrepoint JF, De Meersman P, Custers I (2002) Marine debris obstructing stomach of a young minke whale (*Balaenoptera acutorostrata*) stranded in Normandy, France 8th International American Cetacean Society International conference, Seattle W.A.
- *Mazzariol S, Di Guardo G, Petrella A, Marsili L, Fossi CM, Leonzio C, Zizzo N, Vizzini S, Gaspari S, Pavan G, Podesta M, Garibaldi F, Ferrante M, Copat C, Traversa D, Marcer F, Airoldi S, Frantzis A, Quiros Yde B, Cozzi B, Fernandez A (2011) Sometimes sperm whales (*Physeter macrocephalus*) cannot find their way back to the high seas: a multidisciplinary study on a mass stranding. PLoS One 6: e19417 doi <http://dx.doi.org/10.1371/journal.pone.0019417>
- McFee WE, Hopkins-Murphy SR, Schwacke LH (2006) Trends in bottlenose dolphin (*Tursiops truncatus*) strandings in South Carolina, USA, 1997-2003: implications for the Southern North Carolina and South Carolina Management Units. Journal of Cetacean Research and Management 8: 195-201
- McGoran A, Clark P, Morrill D (2017) Presence of microplastic in the digestive tracts of European flounder, *Platichthys flesus*, and European smelt, *Osmerus eperlanus*, from the River Thames. Environmental Pollution 220: 744-751 doi <http://dx.doi.org/10.1016/j.envpol.2016.09.078>
- McGoran AR, Cowie PR, Clark PF, McEvoy JP, Morrill D (2018) Ingestion of plastic by fish: A comparison of Thames Estuary and Firth of Clyde populations. Marine Pollution Bulletin 137: 12-23 doi <https://doi.org/10.1016/j.marpolbul.2018.09.054>
- McIntosh RR, Kirkwood R, Sutherland DR, Dann P (2015) Drivers and annual estimates of marine wildlife entanglement rates: a long-term case study with Australian fur seals. Marine Pollution Bulletin 101: 716-725 doi <http://dx.doi.org/10.1016/j.marpolbul.2015.10.007>
- *McMahon CR, Holley D, Robinson S (1999) The diet of itinerant male Hooker's Sea lions, *Phocarcctos hookeri*, at sub-antarctic Macquari Island. Wildlife Research 26: 839-846 doi <https://doi.org/10.1071/WR98079>
- Menezes R, da Cunha-Neto MA, de Mesquita GC, da Silva GB (2019) Ingestion of macroplastic debris by the common dolphin (*Coryphaena hippurus*) in the Western Equatorial Atlantic. Marine Pollution Bulletin 141: 161-163 doi <https://doi.org/10.1016/j.marpolbul.2019.02.026>
- Meylan AB (1978) The behavioral ecology of the West Caribbean green turtle (*Chelonia mydas*) in the interesting habitat. Master thesis, Gainesville, pp 131
- Mignucci-Giannoni AA, Montoya-Ospina RA, Jimenez-Marrero NM, Rodr, iguez-Lopez MA, Williams EH, Jr., Bonde RK (2000) Manatee Mortality in Puerto Rico. Environmental Management 25: 189-198 doi <http://dx.doi.org/10.1007/s002679910015>
- *Milani C, Vella A, Vidoris P, Christidis A, Koutrakis E, Frantzis A, Miliou A, Kallianiotis A (2017) Cetacean stranding and diet analyses in the North Aegean Sea (Greece). Journal of the Marine Biological Association of the United Kingdom 98: 1011-1028 doi <http://dx.doi.org/10.1017/S0025315417000339>
- Miranda DdA, de Carvalho-Souza GF (2016) Are we eating plastic-ingesting fish? Marine Pollution Bulletin 103: 109-114 doi <http://dx.doi.org/10.1016/j.marpolbul.2015.12.035>
- Misaki H (1999) Sharks entanglement in plastic band. Report of Japanese Society of Elasmobranch Studies 35: 8-9
- Mizraji R, Ahrendt C, Perez-Venegas D, Vargas J, Pulgar J, Aldana M, Ojeda FP, Duarte C, Galbán-Malagón C (2017) Is the feeding type related with the content of microplastics in intertidal fish gut? Marine Pollution Bulletin 116: 498-500 doi <http://dx.doi.org/10.1016/j.marpolbul.2017.01.008>
- Montevicchi WA (1991) Incidence and types of plastic in gannet's nets in the northwest Atlantic. Canadian Journal of Zoology 69: 295-297 doi <https://doi.org/10.1139/z91-047>
- Mooney J, Naughton J (1981) Marine turtles. Scientific Event Alert Network (SEAN) Bulletin 6: 10
- Moore E, Lyday S, Roletto J, Litle K, Parrish JK, Nevins H, Harvey J, Mortenson J, Greig D, Piazza M (2009) Entanglements of marine mammals and seabirds in central California and the north-west coast of the United States 2001-2005. Marine Pollution Bulletin 58: 1045-1051 doi <https://doi.org/10.1016/j.marpolbul.2009.02.006>
- Moore M, Andrews R, Austin T, Bailey J, Costidis A, George C, Jackson K, Pitchford T, Landry S, Ligon A, McLellan W, Morin D, Smith J, Rotstein D, Rowles T, Slay C, Walsh M (2013a) Rope trauma, sedation, disentanglement, and monitoring-tag associated lesions in a terminally entangled North Atlantic right whale (*Eubalaena glacialis*). Marine Mammal Science 29: E98-E113 doi <http://dx.doi.org/10.1111/j.1748-7692.2012.00591.x>

- Moore MJ, Garron M, Hall L, Henry A, Landry S, Pettis HM, Robbins J, Rotstein D, van der Hoop J, Mattila DK (2013b) Chronic entanglement trauma of pinnipeds and cetaceans Diseases of Aquatic Organisms 103: 240-245 doi <https://doi.org/10.3354/dao02566>
- Mordecai G, Tyler PA, Masson DG, Huvenne VAI (2011) Litter in submarine canyons off the west coast of Portugal. Deep Sea Research Part II: Topical Studies in Oceanography 58: 2489-2496 doi <http://dx.doi.org/10.1016/j.dsr2.2011.08.009>
- Morgana S, Ghigliotti L, Estévez-Calvar N, Stifanese R, Wieczorek A, Doyle T, Christiansen JS, Faimali M, Garaventa F (2018) Microplastics in the Arctic: A case study with sub-surface water and fish samples off Northeast Greenland. Environmental Pollution 242: 1078-1086 doi <https://doi.org/10.1016/j.envpol.2018.08.001>
- *2Moser ML, Lee DS (1992) A Fourteen-Year survey of Plastic Ingestion by Western North Atlantic Seabirds. Colonial Waterbirds 15: 83-94 doi <https://doi.org/10.2307/1521357>
- *Mrosovsky N, Ryan GD, James MC (2009) Leatherback turtles: the menace of plastic. Marine Pollution Bulletin 58: 287-289 doi <http://dx.doi.org/10.1016/j.marpolbul.2008.10.018>
- Mucientes G, Queiroz N (2019) Presence of plastic debris and retained fishing hooks in oceanic sharks. Marine Pollution Bulletin 143: 6-11 doi <https://doi.org/10.1016/j.marpolbul.2019.04.028>
- Müller C, Townsend K, Matschullat J (2012) Experimental degradation of polymer shopping bags (standard and degradable plastic, and biodegradable) in the gastrointestinal fluids of sea turtles. Science of The Total Environment 416: 464-467 doi <http://dx.doi.org/10.1016/j.scitotenv.2011.10.069>
- Murphy F, Russell M, Ewins C, Quinn B (2017) The uptake of macroplastic & microplastic by demersal & pelagic fish in the Northeast Atlantic around Scotland. Marine Pollution Bulletin 122: 353-359 doi <http://dx.doi.org/10.1016/j.marpolbul.2017.06.073>
- Murray F, Cowie PR (2011) Plastic contamination in the decapod crustacean *Nephrops norvegicus* (Linnaeus, 1758). Marine Pollution Bulletin 62: 1207-1217 doi <http://dx.doi.org/10.1016/j.marpolbul.2011.03.032>
- Nadal M, Alomar C, Deudero S (2016) High levels of microplastic ingestion by the semipelagic fish bogue *Boops boops* (L.) around the Balearic Islands. Environmental Pollution 214: 517-523 doi <http://dx.doi.org/10.1016/j.envpol.2016.04.054>
- Naidoo T, Smit A, Glassom D (2016) Plastic ingestion by estuarine mullet *Mugil cephalus* (Mugilidae) in an urban harbour, KwaZulu-Natal, South Africa. African Journal of Marine Science 38: 145-149 doi <http://dx.doi.org/10.2989/1814232X.2016.1159616>
- Naidu S (2019) Preliminary study and first evidence of presence of microplastics and colorants in green mussel, *Perna viridis* (Linnaeus, 1758), from southeast coast of India. Marine Pollution Bulletin 140: 416-422 doi <https://doi.org/10.1016/j.marpolbul.2019.01.024>
- Naji A, Nuri M, Vethaak AD (2018) Microplastics contamination in molluscs from the northern part of the Persian Gulf. Environmental Pollution 235: 113-120 doi <https://doi.org/10.1016/j.envpol.2017.12.046>
- *Nel DC, Nel JL (1999) Marine debris and fishing gear associated with seabirds at sub-antarctic Marion Island, 1996/97 and 1997/98: In relation to longline fishing activity. CCAMLR Science 6: 85-96
- Nelms SE, Galloway TS, Godley BJ, Jarvis DS, Lindeque PK (2018) Investigating microplastic trophic transfer in marine top predators. Environmental Pollution 238: 999-1007 doi <https://doi.org/10.1016/j.envpol.2018.02.016>
- *Nelms S, Barnett J, Brownlow A, Davison N, Deaville R, Galloway T, Lindeque P, Santillo D, Godley B (2019) Microplastics in marine mammals stranded around the British coast: ubiquitous but transitory? Scientific Reports 9: 1075 doi <https://doi.org/10.1038/s41598-018-37428-3>
- Neves VC, Murdoch N, Furness RW (2006) Population status and diet of the Yellow-legged Gull in the Azores. Arquipélago Life and Marine Sciences 23A: 59-73 doi <http://hdl.handle.net/10400.3/197>
- Neves D, Sobral P, Ferreira JL, Pereira T (2015) Ingestion of microplastics by commercial fish off the Portuguese coast. Marine Pollution Bulletin 101: 119-126 doi <http://dx.doi.org/10.1016/j.marpolbul.2015.11.008>
- *2Nevins H, Hyrenbach D, Keiper C, Stock J, Hester M, Harvey J (2005) Seabirds as indicators of plastic pollution in the North Pacific., Paper for Plastic Debris Rivers to the Sea Conference, Redondo Beach, California, United States of America, pp 12
- *2Nicastro KR, Savio RL, McQuaid CD, Madeira P, Valbusa U, Azevedo F, Casero M, Lourenço C, Zardi GI (2018) Plastic ingestion in aquatic-associated bird species in southern Portugal. Marine Pollution Bulletin 126: 413-418 doi <https://doi.org/10.1016/j.marpolbul.2017.11.050>
- *Nicolau L, Marçalo A, Ferreira M, Sá S, Vingada J, Eira C (2016) Ingestion of marine litter by loggerhead sea turtles, *Caretta caretta*, in Portuguese continental waters. Marine Pollution Bulletin 103: 179-185 doi <http://dx.doi.org/10.1016/j.marpolbul.2015.12.021>
- Nielsen J, Hedeholm RB, Simon M, Steffensen JF (2013) Distribution and feeding ecology of the Greenland shark (*Somniosus microcephalus*) in Greenland waters. Polar Biology 37: 37-46 doi <http://dx.doi.org/10.1007/s00300-013-1408-3>
- Nilsen F, Hyrenbach KD, Fang J, Jensen B (2014) Use of indicator chemicals to characterize the plastic fragments ingested by Laysan albatross. Marine Pollution Bulletin 87: 230-236 doi <http://dx.doi.org/10.1016/j.marpolbul.2014.07.055>
- *Norman F, Brown R (1987) Notes on Common Diving-Petrels *Pelecanoides urinatrix* found beach-washed in Victoria, 1985. Emu 87: 179-184 doi <https://doi.org/10.1071/MU9870179>
- Norman F, Menkhorst P, Hurley V (1995) Plastics in Nests of Australasian Gannets, *Morus serrator*, in Victoria, Australia. Emu 95: 129-133 doi <https://doi.org/10.1071/MU950129>
- Northridge S, Cargill A, Coram A, Mandleberg L, Calderan S, Reid R (2010) Entanglement of minke whales in Scottish waters: an investigation into occurrence, causes and mitigation Contract Report Final Report to Scottish Government CR/2007/49. SeaMammal Research Unit, Aberdeen, pp 57
- Nunes JACC, Sampaio CLS, Barros F, Leduc AOHC (2018) Plastic debris collars: An underreported stressor in tropical reef fishes. Marine Pollution Bulletin 129: 802-805 doi <https://doi.org/10.1016/j.marpolbul.2017.10.076>
- *2O'Hara PD, Avery-Gomm S, Wood J, Bowes V, Wilson L, Morgan KH, Boyd WS, Hipfner JM, Desforges J-P, Bertram DF (2019) Seasonal variability in vulnerability for Cassin's auklets (*Ptychoramphus aleuticus*) exposed to microplastic pollution in the Canadian Pacific region. Science of The Total Environment 649: 50-60 doi <https://doi.org/10.1016/j.scitotenv.2018.08.238>
- O'Shea TJ, Beck CA, Bonde RK, Kochman HI, Odell DK (1985) An analysis of manatee mortality patterns in Florida, 1976-81. The Journal of Wildlife Management: 1-11 doi <http://dx.doi.org/10.2307/3801830>
- *Ogi H (1990) Ingestion of plastic particles by sooty and short-tailed shearwaters in the North Pacific. Shomura RS, Godfrey ML, Proceedings of the Second International Conference on marine debris, Honolulu, Hawaii, pp 635-652

- Oliveira F, Monteiro P, Bentes L, Henriques NS, Aguiar R, Gonçalves JM (2015) Marine litter in the upper São Vicente submarine canyon (SW Portugal): Abundance, distribution, composition and fauna interactions. *Marine Pollution Bulletin* 97: 401-407 doi <http://dx.doi.org/10.1016/j.marpolbul.2015.05.060>
- Onions C, Rees G (1992) An Assessment of the environmental impacts of carriers discarded in the marine environment and the benefits derived from those fabricated from a photodegradable plastic giving enhanced degradability. In: Wigan GB (ed). *The Tidy Britain Group*, pp 19
- *Orós J, Montesdeoca N, Camacho M, Arencibia A, Calabuig P (2016) Causes of stranding and mortality, and final disposition of loggerhead sea turtles (*Caretta caretta*) admitted to a wildlife rehabilitation center in Gran Canaria Island, Spain (1998-2014): a long-term retrospective study. *PLoS One* 11: e0149398 doi <http://dx.doi.org/10.1371/journal.pone.0149398>
- Ory N, Chagnon C, Felix F, Fernández C, Ferreira JL, Gallardo C, Ordóñez OG, Henostroza A, Laaz E, Mizraji R (2018) Low prevalence of microplastic contamination in planktivorous fish species from the southeast Pacific Ocean. *Marine Pollution Bulletin* 127: 211-216 doi <https://doi.org/10.1016/j.marpolbul.2017.12.016>
- Ory NC, Sobral P, Ferreira JL, Thiel M (2017) Amberstripe scad *Decapterus muroadsi* (Carangidae) fish ingest blue microplastics resembling their copepod prey along the coast of Rapa Nui (Easter Island) in the South Pacific subtropical gyre. *Science of The Total Environment* 586: 430-437 doi <http://dx.doi.org/10.1016/j.scitotenv.2017.01.175>
- Osinga N, Hart P (2006) Fish-Hook Ingestion in Seals (*Phoca vitulina* and *Halichoerus grypus*): The Scale of the Problem and a Non-Invasive Method for Removing Fish-Hooks. *Aquatic Mammals* 32: 261-264 doi <http://dx.doi.org/10.1578/AM.32.3.2006.261>
- Page B, McKenzie J, McIntosh R, Baylis A, Morrissey A, Calvert N, Haase T, Berris M, Dowie D, Shaughnessy PD, Goldsworthy SD (2004) Entanglement of Australian sea lions and New Zealand fur seals in lost fishing gear and other marine debris before and after Government and industry attempts to reduce the problem. *Marine Pollution Bulletin* 49: 33-42 doi <http://dx.doi.org/10.1016/j.marpolbul.2004.01.006>
- *Parker DM, Cooke WJ, Balazs GH (2005) Diet of oceanic loggerhead sea turtles (*Caretta caretta*) in the central North Pacific. *Fishery Bulletin* 103: 142-152 doi <http://fishbull.noaa.gov/1031/park.pdf>
- Parra M, Deem SL, Espinoza E (2011) Green turtle (*Chelonia mydas*) mortality in the Galápagos Islands, Ecuador during the 2009–2010 nesting season. *Marine Turtle Newsletter* 130: 10-15
- *Parslow JLF, Jefferies DJ (1972) Elastic thread pollution of puffins. *Marine Pollution Bulletin* 3: 43-45 doi [http://dx.doi.org/10.1016/0025-326x\(72\)90142-7](http://dx.doi.org/10.1016/0025-326x(72)90142-7)
- Payne M (1979) Growth in the Antarctic fur seal *Arctocephalus gazella*. *Journal of Zoology* 187: 1-20 doi <https://doi.org/10.1111/j.1469-7998.1979.tb07709.x>
- *Pedersen CE, Falk K (2001) Chick diet of dovekies Alle alle in Northwest Greenland. *Polar Biology* 24: 53-58 doi <https://doi.org/10.1007/s003000000173>
- Pegado TdSeS, Schmid K, Winemiller KO, Chelazzi D, Cincinelli A, Dei L, Giarrizzo T (2018) First evidence of microplastic ingestion by fishes from the Amazon River estuary. *Marine Pollution Bulletin* 133: 814-821 doi <https://doi.org/10.1016/j.marpolbul.2018.06.035>
- Pellini G, Gomiero A, Fortibuoni T, Ferrà C, Grati F, Tassetti N, Polidori P, Fabi G, Scarcella G (2018) Characterization of microplastic litter in the gastrointestinal tract of *Solea solea* from the Adriatic Sea. *Environmental Pollution* 234: 943-952 doi <https://doi.org/10.1016/j.envpol.2017.12.038>
- Pemberton D, Brothers N, Kirkwood R (1992) Entanglement of Australian fur seals in man-made debris in Tasmanian waters. *Wildlife Research* 19: 151-159 doi <https://doi.org/10.1071/WR9920151>
- Pemberton D (1993) Ecology of fur seals. Status and management of seals in Tasmania. Department of Environment and Land Management, Report for the Australian National Parks and Wildlife Service, Canberra
- *Perez-Venegas DJ, Seguel M, Pavés H, Pulgar J, Urbina M, Ahrendt C, Galbán-Malagón C (2018) First detection of plastic microfibers in a wild population of South American fur seals (*Arctocephalus australis*) in the Chilean Northern Patagonia. *Marine Pollution Bulletin* 136: 50-54 doi <https://doi.org/10.1016/j.marpolbul.2018.08.065>
- *Perez MS, Daudt NW, Tavares Mc, Ott PH, Santos RA, Fontana CS (2019) Diet of the Atlantic Petrel *Pterodroma incerta* during the non-breeding season. *Marine Ornithology* 47: 43-47
- Perpetua M, Gorospe J, Torres M, Demayo C (2013) Diet composition based on stomach content of the Streaked spinefoot (*Siganus javus*) from three coastal bays in Mindanao, Philippines. *AES Bioflux* 5: 49-61 doi <https://search.proquest.com/docview/2018600211?accountid=27871>
- *Perry MC, Olsen GH, Richards RA, Osenton PC (2013) Predation on Dovekies by Goosefish Over Deep Water in the Northwest Atlantic Ocean. *Northeastern Naturalist* 20: 148-154
- Peters CA, Thomas PA, Rieper KB, Bratton SP (2017) Foraging preferences influence microplastic ingestion by six marine fish species from the Texas Gulf Coast. *Marine Pollution Bulletin* doi <http://dx.doi.org/10.1016/j.marpolbul.2017.06.080>
- *Petracci P, La Sala L, Aguirre F, Perez G, Acosta C, Sotelo N, Pamparana M (2004) Diet of the kelp gull (*Larus dominicanus*) during the breeding season in the Bahia Blanca estuary, Buenos Aires, Argentina. *Hornero* 19: 23-29 doi http://hdl.handle.net/20.500.12110/hornero_v019_n01_p023
- *Petry MV, Da Silva Fonseca VS (2002) Effects of human activities in the marine environment on seabirds along the coast of Pico Grande do Sul, Brazil. *Ornitologia Neotropical* 13: 137-142
- *Petry MV, da Silva Fonseca VS, Scherer AL (2007) Analysis of stomach contents from the black-browed albatross, *Thalassarche melanophris*, on the Coast of Rio Grande do Sul, Southern Brazil. *Polar Biology* 30: 321-325 doi <http://dx.doi.org/10.1007/s00300-006-0186-6>
- *Petry MV, Da Silva Fonseca VS, Krüger-Garcia L, da Cruz Piuco R, Brummelhaus J (2008) Shearwater diet during migration along the coast of Rio Grande do Sul, Brazil. *Marine Biology* 154: 613-621 doi <http://dx.doi.org/10.1007/s00227-008-0954-7>
- Petry MV, Krüger L, Da Silva Fonseca VS, Brummelhaus J, da Cruz Piuco R (2009) Diet and ingestion of synthetics by Cory's Shearwater *Calonectris diomedea* off southern Brazil. *Journal of Ornithology* 150: 601-606
- ²Petry MV, Benemann VRF (2017) Ingestion of marine debris by the White-chinned Petrel (*Procellaria aequinoctialis*): Is it increasing over time off southern Brazil? *Marine Pollution Bulletin* doi <http://dx.doi.org/10.1016/j.marpolbul.2017.01.073>
- *²Pettit TN, Grant GS, Whittow GC (1981) Ingestion of plastics by Laysan Albatross. *The Auk* 98: 839-841 doi <https://www.jstor.org/stable/4085908>
- *Pham CK, Rodríguez Y, Dauphin A, Carriço R, Frias JP, Vandeperre F, Otero V, Santos MR, Martins HR, Bolten AB (2017) Plastic ingestion in oceanic-stage loggerhead sea turtles (*Caretta caretta*) off the North Atlantic subtropical gyre. *Marine Pollution Bulletin* 121: 222-229 doi <http://dx.doi.org/10.1016/j.marpolbul.2017.06.008>

- Phillips RA, Ridley C, Reid K, Pugh PJA, Tuck GN, Harrison N (2010) Ingestion of fishing gear and entanglements of seabirds: Monitoring and implications for management. *Biological Conservation* 143: 501-512 doi <http://dx.doi.org/10.1016/j.biocon.2009.11.020>
- Phillips MB, Bonner TH (2015) Occurrence and amount of microplastic ingested by fishes in watersheds of the Gulf of Mexico. *Marine Pollution Bulletin* 100: 264-269 doi <http://dx.doi.org/10.1016/j.marpolbul.2015.08.041>
- Philo LM, George JC, Albert TF (1992) Rope entanglement of bowhead whales (*Balaena mysticetus*). *Marine Mammal Science* 8: 306-311 doi <https://doi.org/10.1111/j.1748-7692.1992.tb00414.x>
- Phuong NN, Poirier L, Pham QT, Lagarde F, Zalouk-Vergnoux A (2018) Factors influencing the microplastic contamination of bivalves from the French Atlantic coast: location, season and/or mode of life? *Marine Pollution Bulletin* 129: 664-674 doi <https://doi.org/10.1016/j.marpolbul.2017.10.054>
- Piarulli S, Scapinello S, Comandini P, Magnusson K, Granberg M, Wong JXW, Sciutto G, Prati S, Mazzeo R, Booth AM, Airoidi L (2019) Microplastic in wild populations of the omnivorous crab *Carcinus aestuarii*: A review and a regional-scale test of extraction methods, including microfibrils. *Environmental Pollution* 251: 117-127 doi <https://doi.org/10.1016/j.envpol.2019.04.092>
- *Pierce KE, Harris RJ, Larned LS, Pokras MA (2004) Obstruction And Starvation Associated With Plastic Ingestion In A Northern Gannet *Morus bassanus* And A Greater Shearwater *Puffinus gravis*. *Marine Ornithology* 32: 187-189
- Pinedo MC (1982) Análises dos conteúdos estomacais de *Pontoporia blainvillei* (Gervais and D'Orbigny, 1844) e *Tursiops geophysreus* (Lahille, 1908) (Cetacea, Platanistidae e Delphinidae) na zona estuarial e costeira do Rio Grande, RS, Brazil. *Dissertacao de Mestrado, Rio Grande, Brazil*, pp 95
- Pinto MBL, Siciliano S, Di Benedite M (2006) Stomach contents of the Magellanic Penguin *Spheniscus magellanicus* from the northern distribution limit on the Atlantic coast of Brazil. *Marine Ornithology* 35: 77-78
- *Plot V, Georges J-Y (2010) Plastic debris in a nesting Leatherback Turtle in French Guiana. *Chelonian Conservation and Biology* 9: 267-270
- *Plotkin P, Amos AF (1990) Effects of anthropogenic debris on Sea Turtles in the Northwestern Gulf of Mexico. Shomura RS, Godfrey, M. L., *Proceedings of the Second International Conference of marine debris Honolulu, Hawaii*, pp 736-743
- *Plotkin P, Wicksten M, Amos A (1993) Feeding ecology of the loggerhead sea turtle *Caretta caretta* in the Northwestern Gulf of Mexico. *Marine Biology* 115: 1-5 doi <https://doi.org/10.1007/BF00349379>
- Poli C, Lopez L, Mesquita D, Saska C, Mascarenhas R (2014) Patterns and inferred processes associated with sea turtle strandings in Paraíba State, Northeast Brazil. *Brazilian Journal of Biology* 74: 283-289 doi <http://dx.doi.org/10.1590/1519-6984.13112>
- *Poli C, Mesquita DO, Saska C, Mascarenhas R (2015) Plastic ingestion by sea turtles in Paraíba State, Northeast Brazil. *Iheringia Série Zoologia* 105: 265-270 doi <http://dx.doi.org/10.1590/1678-476620151053265270>
- *Poncelet E, Van Canneyt O, Boubert J-J (2000) Considerable amount of plastic debris in the stomach of a Cuvier's beaked whale (*Ziphius cavirostris*) washed ashore on the French Atlantic coast. *European Research on Cetaceans* 14: 44-47
- *Poon FE, Provencher JF, Mallory ML, Braune BM, Smith PA (2016) Levels of ingested debris vary across species in Canadian Arctic seabirds. *Marine Pollution Bulletin* 116: 517-520 doi <http://dx.doi.org/10.1016/j.marpolbul.2016.11.051>
- *Poppi L, Zaccaroni A, Pasotto D, Dotto G, Marcer F, Scaravelli D, Mazzariol S (2012) Post-mortem investigations on a leatherback turtle *Dermochelys coriacea* stranded along the Northern Adriatic coastline. *Diseases of Aquatic Organisms* 100: 71-76 doi <http://dx.doi.org/10.3354/dao02479>
- Possatto FE, Barletta M, Costa MF, Ivar do Sul JA, Dantas DV (2011) Plastic debris ingestion by marine catfish: An unexpected fisheries impact. *Marine Pollution Bulletin* 62: 1098-1102 doi <http://dx.doi.org/10.1016/j.marpolbul.2011.01.036>
- Pozo K, Gomez V, Torres M, Vera L, Nuñez D, Oyarzún P, Mendoza G, Clarke B, Fossi MC, Bains M (2019) Presence and characterization of microplastics in fish of commercial importance from the Biobío region in central Chile. *Marine Pollution Bulletin* 140: 315-319 doi <https://doi.org/10.1016/j.marpolbul.2019.01.025>
- *Pribanic S, Holcer D, Miokovic D (1999) First report of plastic ingestion by striped dolphin (*Stenella coeruleoalba*) in the Croatian part of the Adriatic Sea. *European Research on Cetaceans* 13: 443-446
- Prokhorova T, Krivosheya P (2013) Monitoring the marine environment - Anthropogenic matter. IMR/PINRO Joint Report Series, Prokhorova T, Survey report from the joint Norwegian-Russian ecosystem Survey in the Barents Sea and adjacent waters, August-October 2013, 1502-8828, Murmansk, pp 131
- *Provencher JF, Gaston AJ, Mallory M (2009) Evidence for increased ingestion of plastics by northern fulmars (*Fulmarus glacialis*) in the Canadian Arctic. *Marine Pollution Bulletin* 58: 1078-1096 doi <http://dx.doi.org/10.1016/j.marpolbul.2009.04.002>
- *Provencher JF, Gaston AJ, Mallory ML, O'Hara PD, Gilchrist HG (2010) Ingested plastic in a diving seabird, the thick-billed murre (*Uria lomvia*), in the eastern Canadian Arctic. *Marine Pollution Bulletin* 60: 1406-1411 doi <http://dx.doi.org/10.1016/j.marpolbul.2010.05.017>
- *Provencher JF, Bond AL, Hedd A, Montevecchi WA, Muzaffar SB, Courchesne SJ, Gilchrist HG, Jamieson SE, Merkel FR, Falk K, Durinck J, Mallory ML (2014) Prevalence of marine debris in marine birds from the North Atlantic. *Marine Pollution Bulletin* 84: 411-417 doi <http://dx.doi.org/10.1016/j.marpolbul.2014.04.044>
- *Puig-Lozano R, Bernaldo de Quirós Y, Díaz-Delgado J, García-Álvarez N, Sierra E, De la Fuente J, Sacchini S, Suárez-Santana CM, Zucca D, Cámara N, Saavedra P, Almunia J, Rivero MA, Fernández A, Arbelo M (2018) Retrospective study of foreign body-associated pathology in stranded cetaceans, Canary Islands (2000–2015). *Environmental Pollution* 243: 519-527 doi <https://doi.org/10.1016/j.envpol.2018.09.012>
- *Quiñones J, Carman VG, Zeballos J, Purca S, Mianzan H (2010) Effects of El Niño-driven environmental variability on black turtle migration to Peruvian foraging grounds. *Hydrobiologia* 645: 69-79 doi <http://dx.doi.org/10.1007/s10750-010-0225-8>
- *Quiñones J, Paredes E, Quispe S, Delgado L (2015) Tortugas marinas durante el 2010 en Pisco, Perú. *Información del Instituto Marino Perú* 42: 516-525
- Rabalais SC, Rabalais NN (1980) The occurrence of sea turtles on the South Texas Coast. *Contributions in Marine Science* 23: 123-129 doi <http://hdl.handle.net/1969.3/19417>
- Ramirez-Llodra E, Tyler PA, Baker MC, Bergstad OA, Clark MR, Escobar E, Levin LA, Menot L, Rowden AA, Smith CR (2011) Man and the last great wilderness: human impact on the deep sea. *PLoS One* 6: e22588 doi <https://doi.org/10.1371/journal.pone.0022588>

- Ramirez GD (1984) Capture of southern sea lions (*Otaria flavescens*) in the wild by drug immobilization Abstract from the First Conference on the Work of Experts on Marine Mammals of South America, Buenos Aires, Argentina
- Ramirez GD (1986) Rescue of entangled South American Sea Lions (*Otaria flavescens*), A report for the Center of Environmental Education, Washington D.C., pp 16
- Ramos JA, Barletta M, Costa MF (2012) Ingestion of nylon threads by Gerreidae while using a tropical estuary as foraging grounds. Aquatic Biology 17: 29-34 doi <http://dx.doi.org/10.3354/ab00461>
- Randall JE (1992) Review of the biology of the Tiger Shark (*Galeocerdo cuvier*). Marine and Freshwater Research 43: 21-31 doi <http://dx.doi.org/10.1071/MF9920021>
- *Rapp DC, Youngren SM, Hartzell P, Hyrenbach KD (2017) Community-wide patterns of plastic ingestion in seabirds breeding at French Frigate Shoals, Northwestern Hawaiian Islands. Marine Pollution Bulletin doi <http://dx.doi.org/10.1016/j.marpolbul.2017.08.047>
- Raum-Suryan KL, Jemison LA, Pitcher KW (2009) Entanglement of Steller sea lions (*Eumetopias jubatus*) in marine debris: Identifying causes and finding solutions. Marine Pollution Bulletin 58: 1487-1495 doi <http://dx.doi.org/10.1016/j.marpolbul.2009.06.004>
- *Reed S (1981) Wreck of Kerguelen and Blue Petrels. Notornis 28: 239-240
- *Reis EC, Pereira CS, Rodrigues DdP, Secco HKC, Lima LM, Rennó B, Siciliano S (2010) Condição De Saúde Das Tartarugas Marinhas Do Litoral Centro-Norte Do Estado Do Rio De Janeiro, Brasil: Avaliação Sobre a Presença De Agentes Bacterianos, Fibropapilomatose E Interação Com Resíduos Antropogênicos. Oecologia Australis 14: 756-765 doi <http://dx.doi.org/10.4257/oeco.2010.1403.11>
- Remie S, Mortimer JA (2007) First Records of Olive Ridley Turtles (*Lepidochelys olivacea*) in Seychelles. Marine Turtle Newsletter 117: 1-2
- Remy Fo, Collard F, Gilbert B, Compère P, Eppe G, Lepoint G (2015) When microplastic is not plastic: the ingestion of artificial cellulose fibers by macrofauna living in seagrass macrophytodebris. Environmental Science & Technology 49: 11158-11166 doi <http://dx.doi.org/10.1021/acs.est.5b02005>
- Renzi M, Blašković A, Bernardi G, Russo GF (2018) Plastic litter transfer from sediments towards marine trophic webs: a case study on holothurians. Marine Pollution Bulletin 135: 376-385 doi <https://doi.org/10.1016/j.marpolbul.2018.04.035>
- *Rizzi M, Rodrigues FL, Medeiros L, Ortega I, Rodrigues L, Monteiro DS, Kessler F, Proietti MC (2019) Ingestion of plastic marine litter by sea turtles in southern Brazil: abundance, characteristics and potential selectivity. Marine Pollution Bulletin 140: 536-548 doi <https://doi.org/10.1016/j.marpolbul.2019.01.054>
- *Robards MD, Piatt JF, Wohl KD (1995) Increasing frequency of Plastic Particles Ingested by Seabirds in the Subarctic North Pacific. Marine Pollution Bulletin 30: 151-157 doi [https://doi.org/10.1016/0025-326X\(94\)00121-O](https://doi.org/10.1016/0025-326X(94)00121-O)
- Robards MD, Gould PJ, Piatt JF (1997) The highest Global concentration and Increased Abundance of Oceanic Plastic debris in the North Pacific: Evidence from Seabirds. In: Coe JM, D.B. (ed) Marine Debris Sources, Impacts and Solutions. Springer Series on Environmental Management, New York, pp 71-81
- *Roberts SM (2003) Examination of the stomach contents from a Mediterranean sperm whale found south of Crete, Greece. Journal of the Marine Biological Association of the United Kingdom 83: 667-670 doi <https://doi.org/10.1017/S0025315403007628h>
- *Robertson CJR, Bell E (2002) Autopsy report for seabirds killed and returned from New Zealand fisheries, 1 October 1998 to 30 September 1999, DOC Science Internal Series 28 Department of Conservation, Wellington, New Zealand, pp 40
- *Robertson CJR, Bell E, Scofield P (2004) Autopsy report for seabirds killed and returned from New Zealand fisheries, 1 October 2001 to 30 September 2002, DOC Science Internal Series 155 Department of Conservation, Wellington, New Zealand, pp 29
- *Robinson NJ, Figgenger C (2015) Plastic Straw Found Inside the Nostril of an Olive Ridley Sea Turtle. Marine Turtle Newsletter 147: 5-6
- Rochman CM, Tahir A, Williams SL, Baxa DV, Lam R, Miller JT, Teh F-C, Werorilangi S, Teh SJ (2015) Anthropogenic debris in seafood: Plastic debris and fibers from textiles in fish and bivalves sold for human consumption. Scientific Reports 5: 14340 doi <http://dx.doi.org/10.1038/srep14340>
- *Rodríguez A, Rodríguez B, Nazaret Carrasco M (2012) High prevalence of parental delivery of plastic debris in Cory's shearwaters (*Calonectris diomedea*). Marine Pollution Bulletin 64: 2219-2223 doi <http://dx.doi.org/10.1016/j.marpolbul.2012.06.011>
- Rodríguez B, Bécarea J, Rodríguez A, Arcos JM (2013) Incidence of entanglement with marine debris by northern gannets (*Morus bassanus*) in the non-breeding grounds. Marine Pollution Bulletin 75: 259-263 doi <http://dx.doi.org/10.1016/j.marpolbul.2013.07.003>
- *Rodríguez A, Ramírez F, Carrasco MN, Chiaradia A (2018) Seabird plastic ingestion differs among collection methods: Examples from the short-tailed shearwater. Environmental Pollution 243: 1750-1757 doi <https://doi.org/10.1016/j.envpol.2018.09.007>
- *Roman L, Schuyler QA, Hardesty BD, Townsend KA (2016) Anthropogenic Debris Ingestion by Avifauna in Eastern Australia. PLoS One 11: e0158343 doi <http://dx.doi.org/10.5061/dryad.p48f7>
- *Roman L, Bell E, Wilcox C, Hardesty BD, Hindell M (2019) Ecological drivers of marine debris ingestion in Procellariiform Seabirds. Scientific Reports 9: 916 doi <http://dx.doi.org/10.1038/s41598-018-37324-w>
- Romeo T, Pietro B, Pedà C, Consoli P, Andaloro F, Fossi MC (2015) First evidence of presence of plastic debris in stomach of large pelagic fish in the Mediterranean Sea. Marine Pollution Bulletin 95: 358-361 doi <http://dx.doi.org/10.1016/j.marpolbul.2015.04.048>
- Romeo T, Peda C, Fossi MC, Andaloro F, Battaglia P (2016) First record of plastic debris in the stomach of Mediterranean lanternfishes. Acta Adriatica 57: 115-122
- Rosas-Luis R (2016) Description of plastic remains found in the stomach contents of the jumbo squid *Dosidicus gigas* landed in Ecuador during 2014. Marine Pollution Bulletin 113: 302-305 doi <http://dx.doi.org/10.1016/j.marpolbul.2016.09.060>
- *Rosolem Lima S, da Silva Barbosa JM, Padilha FGF, Saracchini PGV, de Almeida Braga M, da Silva Leite J, Ferreira AMR (2018) Physical characteristics of free-living sea turtles that had and had not ingested debris in Microregion of the Lakes, Brazil. Marine Pollution Bulletin 137: 723-727 doi <https://doi.org/10.1016/j.marpolbul.2018.10.032>
- *Rothstein SI (1973) Plastic particle pollution of the surface of the Atlantic Ocean: evidence from a seabird. Condor 75: 344-345 doi <https://doi.org/10.2307/1366176>

- Rudershausen PJ, Buckel JA, Edwards J, Gannon DP, Butler CM, Averett TW (2010) Feeding ecology of blue marlins, dolphinfish, yellowfin tuna, and wahoos from the North Atlantic Ocean and comparisons with other oceans. *Transactions of the American Fisheries Society* 139: 1335-1359 doi <http://dx.doi.org/10.1577/T09-105.1>
- Rummel CD, Löder MG, Fricke NF, Lang T, Griebeler E-M, Janke M, Gerdts G (2016) Plastic ingestion by pelagic and demersal fish from the North Sea and Baltic Sea. *Marine Pollution Bulletin* 102: 134-141 doi <https://doi.org/10.1016/j.marpolbul.2015.11.043>
- Russo G, Di Bella C, Loria G, Insacco G, Palazzo P, Violani C, Zava B (2014) Notes on the influence of human activities on sea chelonians in Sicilian waters. *Journal of Mountain Ecology* 7: 37-41
- ²Ryan PG (1986) The incidence and effects of ingested plastic in seabirds. Master Thesis. University of Cape Town, pp 232
- *Ryan PG (1987a) The effects of ingested plastic on seabirds: correlations between plastic load and body condition. *Environmental Pollution* 46: 119-125 doi [https://doi.org/10.1016/0269-7491\(87\)90197-7](https://doi.org/10.1016/0269-7491(87)90197-7)
- *Ryan PG (1987b) The incidence and characteristics of plastic particles ingested by seabirds. *Marine Environmental Research* 23: 175-206 doi [http://dx.doi.org/10.1016/0141-1136\(87\)90028-6](http://dx.doi.org/10.1016/0141-1136(87)90028-6)
- Ryan PG (1987c) The origin and fate of artefacts stranded on islands in the African sector of the Southern Ocean. *Environmental Conservation* 14: 341-346 doi <https://doi.org/10.1017/S0376892900016854>
- *Ryan PG, Fraser MW (1988) The use of Great Skua pellets as indicators of plastic pollution in seabirds. *Emu* 88: 16-19 doi <https://doi.org/10.1071/MU9880016>
- Ryan PG (1990a) The Intraspecific variation in plastic ingestion by seabirds and the flux of plastic through seabird populations. *Condor* 90: 446-452 doi <https://doi.org/10.2307/1368572>
- Ryan PG (1990b) The marine plastic debris problem off Southern Africa: Types of debris, their environmental effects, and control measures. Shomura RS, Godfrey ML, Proceedings of the second International Conference on marine debris, Honolulu, Hawaii, pp 85-103
- Ryan PG (1991) The impact of the commercial lobster fishery on seabirds at the Tristan da Cunha Islands, South Atlantic Ocean. *Biological Conservation* 57: 339-350 doi [https://doi.org/10.1016/0006-3207\(91\)90076-L](https://doi.org/10.1016/0006-3207(91)90076-L)
- Ryan PG (2008) Seabirds indicate changes in the composition of plastic litter in the Atlantic and south-western Indian Oceans. *Marine Pollution Bulletin* 56: 1406-1409 doi <http://dx.doi.org/10.1016/j.marpolbul.2008.05.004>
- Ryan PG, Cole G, Spiby K, Nel R, Osborne A, Perold V (2016a) Impacts of plastic ingestion on post-hatchling loggerhead turtles off South Africa. *Marine Pollution Bulletin* 107: 155-160 doi <https://doi.org/10.1016/j.marpolbul.2016.04.005>
- *Ryan PG, de Bruyn PN, Bester MN (2016b) Regional differences in plastic ingestion among Southern Ocean fur seals and albatrosses. *Marine Pollution Bulletin* 104: 207-210 doi <http://dx.doi.org/10.1016/j.marpolbul.2016.01.032>
- Ryan PG (2018) Entanglement of birds in plastics and other synthetic materials. *Marine Pollution Bulletin* 135: 159-164 doi <https://doi.org/10.1016/j.marpolbul.2018.06.057>
- Sadove S (1980) Marine turtles. *Scientific Event Alert Network (SEAN) Bulletin* 5: 15
- *Sadove SS, Morreale SJ (1990) Marine mammal and sea turtle encounters with marine debris in the New York Bight and the Northeast Atlantic. Shomura RS, Godfrey ML, Proceedings of the second International Conference on marine debris, Honolulu, Hawaii, pp 562-570
- Sajikumar K, Ragesh N, Remya R, Mohamed K (2013) Occurrence of plastic debris in the stomach of yellowfin tuna (*Thunnus albacares*) from the Arabian Sea: A cause for concern. *Marine Fisheries Information Service; Technical and Extension Series*: 13-13
- *Salman A, Bilecenoglu M, Gülcüsoy H (2001) Stomach content of two Mediterranean monk seals (*Monachus monachus*) from the Aegean Sea, Turkey. *Journal of the Marine Biological Association of the United Kingdom* 81: 719-720 doi <https://doi.org/10.1017/S0025315401004519>
- Salvador A (1978) Materiales para una Herpetofauna Balearica. 5 Las salamanquesas y tortugas del archipelago de Cabrera. *Donana. Acta Vertebrata* 5: 5-17
- Sampaio CL, Leite L, Reis-Filho JA, Loliola M, Miranda RJ, José de Anchieta C, Macena BC (2018) New insights into whale shark *Rhincodon typus* diet in Brazil: an observation of ram filter-feeding on crab larvae and analysis of stomach contents from the first stranding in Bahia state. *Environmental Biology of Fishes*: 1-9 doi <https://doi.org/10.1007/s10641-018-0775-6>
- Santana M, Ascer L, Custódio M, Moreira F, Turra A (2016) Microplastic contamination in natural mussel beds from a Brazilian urbanized coastal region: Rapid evaluation through bioassessment. *Marine Pollution Bulletin* 106: 183-189 doi <http://dx.doi.org/10.1016/j.marpolbul.2016.02.074>
- *Santos MB, Pierce GJ, Herman J, López A, Guerra A, Mente E, Clarke M (2001) Feeding ecology of Cuvier's beaked whale (*Ziphius cavirostris*): a review with new information on the diet of this species. *Journal of the Marine Biological Association of the United Kingdom* 81: 687-694 doi <https://doi.org/10.1017/S0025315401004386>
- *Santos M, Martin V, Arbelo M, Fernández A, Pierce G (2007) Insights into the diet of beaked whales from the atypical mass stranding in the Canary Islands in September 2002. *Journal of the Marine Biological Association of the United Kingdom* 87: 243-251 doi <http://dx.doi.org/10.1017/S0025315407054380>
- Santos AJ, Bellini C, Bortolon LF, Coluchi R (2012) Ghost nets haunt the olive ridley turtle (*Lepidochelys olivacea*) near the Brazilian Islands of Fernando de Noronha and Atol das Rocas. *Herpetological Review* 43: 245
- *Santos RG, Andrades R, Boldrini MA, Martins AS (2015) Debris ingestion by juvenile marine turtles: an underestimated problem. *Marine Pollution Bulletin* 93: 37-43 doi <http://dx.doi.org/10.1016/j.marpolbul.2015.02.022>
- Savoca S, Capillo G, Mancuso M, Bottari T, Crupi R, Branca C, Romano V, Faggio C, D'Angelo G, Spanò N (2019) Microplastics occurrence in the Tyrrhenian waters and in the gastrointestinal tract of two congener species of seabreams. *Environmental Toxicology and Pharmacology* 67: 35-41 doi <https://doi.org/10.1016/j.etap.2019.01.011>
- Sazima I, Gadig OBF, Namora RC, Motta FS (2002) Plastic debris collars on juvenile carcharhinid sharks (*Rhizoprionodon lalandii*) in southwest Atlantic. *Marine Pollution Bulletin* 44: 1149-1151 doi [http://dx.doi.org/10.1016/S0025-326X\(02\)00141-8](http://dx.doi.org/10.1016/S0025-326X(02)00141-8)
- Schoelkopf R (1981) Marine turtles. *Scientific Event Alert Network (SEAN) Bulletin* 6: 17
- Schrey E, Vauk GJM (1987) Records of Entangled Gannets (*Sula bassana*) at Helgoland, German Bight. *Marine Pollution Bulletin* 18: 350-352 doi [https://doi.org/10.1016/S0025-326X\(87\)80024-3](https://doi.org/10.1016/S0025-326X(87)80024-3)
- Schuyler Q, Hardesty BD, Wilcox C, Townsend K (2012) To Eat or Not to Eat? Debris Selectivity by Marine Turtles. *PLoS One* 7: e40884 doi <http://dx.doi.org/10.1371/>
- Schwartz ML, Hohn AA, Bernard HJ, Chivers SJ, Peltier KM (1992) Stomach contents of beach-cast cetaceans collected along the San Diego County Coast of California 1972-1991. U.S. Department of Commerce SFSC, pp 33
- *Schwemmer P, Güpner F, Guse N, Garthe S (2012) Nahrungswahl von Vogelarten der deutschen Nordseeküste. *Vogelwarte* 50: 141-154

- Scordino J (1985) Studies on fur seal entanglement, 1981-84, St Paul Island, Alaska, Proceedings of the Workshop on the Fate and Impact of Marine Debris, pp 29
- *Scott MD, Hohn AA, Westgate AJ, Nicolas J, Whitaker BR, Campbell WB (2001) A note on the release and tracking of a rehabilitated pygmy sperm whale (*Kogia breviceps*). Journal of Cetacean Research and Management 3: 87-94
- *Secchi ER, Zarzur S (1999) Plastic debris ingested by a Blainville's beaked whale, *Mesoplodon densirostris*, washed ashore in Brazil. Aquatic Mammals 25: 21-24
- *Seif S, Provencher JF, Avery-Gomm S, Daoust PY, Mallory ML, Smith PA (2018) Plastic and Non-plastic Debris Ingestion in Three Gull Species Feeding in an Urban Landfill Environment. Archives of Environmental Contamination and Toxicology 74: 349-360 doi <http://dx.doi.org/10.1007/s00244-017-0492-8>
- Seitz JC, Poulakis GR (2006) Anthropogenic effects on the smalltooth sawfish (*Pristis pectinata*) in the United States. Marine Pollution Bulletin 52: 1533-1540 doi <http://dx.doi.org/10.1016/j.marpolbul.2006.07.016>
- *Seminoff JA, Resendiz A, Nichols WJ (2002) Home range of green turtles *Chelonia mydas* at a coastal foraging area in the Gulf of California, Mexico. Marine Ecology Progress Series 242: 253-265 doi <http://dx.doi.org/10.3354/meps242253>
- Shaughnessy PD (1980) Entanglement of Cape fur seals with man-made objects. Marine Pollution Bulletin 11: 332-336 doi [https://doi.org/10.1016/0025-326X\(80\)90052-1](https://doi.org/10.1016/0025-326X(80)90052-1)
- *Shaver DJ (1991) Feeding ecology of wild and head-started Kemp's ridley sea turtles in south Texas waters. Journal of Herpetology: 327-334 doi <http://dx.doi.org/10.2307/1564592>
- *Shoham-Frider A, Amiel S, Roditi-Elasar M, Kress N (2002) Risso's dolphin (*Grampus griseus*) stranding on the coast off Israel (eastern Mediterranean). Autopsy results and trace metal concentrations. Science of The Total Environment 295: 157-166 doi [https://doi.org/10.1016/S0048-9697\(02\)00089-X](https://doi.org/10.1016/S0048-9697(02)00089-X)
- Shoop CR, Ruckdeschel CA (1989) Analysis of Sea turtles gut contents for nonfood components, Final report to the US Department of Commerce Solicitation no 52-EANF-7-00067
- *Sileo L, Sievert PR, Samuel MD, Fefer SI (1990) Prevalence and characteristics of plastic ingested by Hawaiian seabirds. Shomura RS, Godfrey ML, Proceedings of the second international Conference on marine debris, 2-7 April 1989, Honolulu, Hawaii, pp 665-681
- Simpfendorfer CA, Goodreid AB, McAuley RB (2001) Size, Sex And Geographic Variation in the Diet of the Tiger Shark, *Galeocerdo cuvier*, From Western Australian Waters. Environmental Biology of Fishes 61: 37-46 doi <http://dx.doi.org/10.1023/a:1011021710183>
- Sivadas M, Suresh Kumar K, Kannan K (2016) Incidents of ingestion of plastic by marine fishes. Marine Fisheries Information Service; Technical and Extension Series 227: 19-20
- *Skira I (1986) Food of the Short-Tailed Shearwater, *Puffinus tenuirostris*, in Tasmania. Wildlife Research 13: 481-488 doi <https://doi.org/10.1071/WR9860481>
- Slater J (1991) Leopard seal entanglement in Tasmania, Australia. Marine Mammal Science 7: 323
- Slater J (1992) The incidence of marine debris in the southwest of the World Heritage area. The Tasmanian Naturalist 111: 32-35
- *Slater J (1995) Plastic ingestion by seabirds in Tasmania, Australia. In: Clary JC (ed) In posters and manuscripts from the Third International Conference on Marine Debris. U.S Department of Commerce, pp 35
- Slip DJ (1990) Fishing debris brings a new problem to the Southern Ocean. Australian National Antarctic Research Expedition ANARE News (June)
- Smith L (2018) Plastic ingestion by *Scyliorhinus canicula* trawl captured in the North Sea. Marine Pollution Bulletin 130: 6-7 doi <https://doi.org/10.1016/j.marpolbul.2018.03.001>
- *Spear LB, Ainley DG, Ribic CA (1995) Incidence of Plastic in Seabirds from the Tropical Pacific 1984-91: Relation with Distribution of species, Sex, Age, Season, Year and Body Weight. Marine Environmental Research 40: 123-146 doi [https://doi.org/10.1016/0141-1136\(94\)00140-K](https://doi.org/10.1016/0141-1136(94)00140-K)
- *Spence L (1994) The Death of a Whale: Using a Stranding Incident for Public Education, In posters and manuscripts from the Third International Conference on Marine Debris
- *Stahelin GD, Hennemann MC, Cegoni CT, Wanderlinde J, e Lima EP, Goldberg DW (2012) Case report: Ingestion of a massive amount of debris by a green turtle (*Chelonia mydas*) in Southern Brazil. Marine Turtle Newsletter 135: 6
- *Stamper MA, Whitaker BR, Schofield TD (2006) Case Study: Morbidity In A Pygmy Sperm Whale *Kogia breviceps* Due To Ocean-Bourne Plastic. Marine Mammal Science 22: 719-722 doi <https://doi.org/10.1111/j.1748-7692.2006.00062.x>
- *Stamper MA, Spicer CW, Neiffer DL, Mathews KS, Fleming GJ (2009) Morbidity in a juvenile green sea turtle (*Chelonia mydas*) due to ocean-borne plastic. Journal of Zoo and Wildlife Medicine 40: 196-198 doi <https://doi.org/10.1638/2007-0101.1>
- *Stanley K, Stabenau E, Landry A (1988) Debris ingestion by sea turtles along the Texas coast, 8th Annual Workshop on Sea Turtle Conservation and Biology Fort Fisher, NC, USA: NOAA Technical Memorandum, pp 119-121
- Steele W (1992) Diet Of Hartlaub's Gull *Larus hartlaubii* And The Kelp Gull *L. dominicanus* In The Southwestern Cape Province, South Africa. Ostrich 63: 68-82 doi <https://doi.org/10.1080/00306525.1992.9633952>
- Steer M, Cole M, Thompson RC, Lindeque PK (2017) Microplastic ingestion in fish larvae in the western English Channel. Environmental Pollution 226: 250-259 doi <http://doi.org/10.1016/j.envpol.2017.03.062>
- Stelfox M, Hudgins J (2015) A two year summary of turtle entanglements in ghost gear in the Maldives. Indian Ocean Turt Newsl (IOTN) 22: 1-7
- Sternfeld M (2004) Marine Mammal Strandings as Reported to National Marine Fisheries Service, Alaska Region: 2003. National Marine Fisheries Service, Alaska Region Protected Resources, Juneau, Alaska, pp 6
- Sternfeld M (2005) Draft 2004 Marine Mammal Strandings as Reported to National Marine Fisheries Service, Alaska Region. National Marine Fisheries Service, Alaska Region Protected Resources, Juneau, Alaska, pp 4
- Sternfeld M (2006) 2005 Alaska Region Marine Mammal Stranding Summary. National Marine Fisheries Service, Alaska Region, Protected Resources, Juneau, Alaska, pp 4
- Stevens JD (1984) Biological observations on sharks caught by sport fisherman of New South Wales. Marine and Freshwater Research 35: 573-590 doi <https://doi.org/10.1071/MF9840573>
- Stevens JD, McLoughlin KJ (1991) Distribution, size and sex composition, reproductive biology and diet of sharks from Northern Australia. Marine and Freshwater Research 42: 151-199 doi <http://dx.doi.org/10.1071/MF9910151>
- Stevens BG, Vining I, Byersdorfer S, Donaldson W (2000) Ghost fishing by Tanner crab (*Chionoecetes bairdi*) pots off Kodiak, Alaska: pot density and catch per trap as determined from sidescan sonar and pot recovery data. Fishery Bulletin 98: 389-399
- Stewart BS, Yochem PK (1987) Entanglement of pinnipeds in synthetic debris and fishing net and line fragments at San Nicolas and San Miguel Islands, California, 1978-1986. Marine Pollution Bulletin 18: 336-339 doi [https://doi.org/10.1016/S0025-326X\(87\)80021-8](https://doi.org/10.1016/S0025-326X(87)80021-8)
- Stienen EW, Van de walle M (2010) Vogelstrandingen op de Vlaamse stranden winter 2009/10. Instituut voor Natuur- en Bosonderzoek (INBO), Rapport van het instituut voor Natuur- en Bosonderzoek, Brussel, pp 38

- Su L, Deng H, Li B, Chen Q, Pettigrove V, Wu C, Shi H (2019) The occurrence of microplastic in specific organs in commercially caught fishes from coast and estuary area of east China. *Journal of Hazardous Materials* 365: 716-724 doi <https://doi.org/10.1016/j.jhazmat.2018.11.024>
- Tahir A, Rochman CM (2015) Plastic Particles in Silverside (*Stolephorus heterolobus*) Collected at Paotere Fish Market, Makassar. *International Journal of Agriculture System* 2: 163-168
- *Tajima Y, Shimada A, Yamada TK, Cowan DF (2007) Amyloidosis in two Stejneger's beaked whales (*Mesoplodon stejnegeri*) stranded at the Sea of Japan. *Journal of Zoo and Wildlife Medicine* 38: 108-113 doi <http://dx.doi.org/10.1638/05-108.1>
- Tanaka K, Takada H (2016) Microplastic fragments and microbeads in digestive tracts of planktivorous fish from urban coastal waters. *Scientific Reports* 6: 34351 doi <http://dx.doi.org/10.1038/srep34351>
- *Tarpley RJ (1990) Plastic ingestion in a pygmy sperm whale, *Kogia breviceps*. Shomura RS, Godfrey ML, Proceedings of the Second International Conference on marine debris, Honolulu, Hawaii, pp 745
- *Tarpley RJ, Marwitz S (1993) Plastic debris ingestion by cetaceans along the Texas coast: two case reports. *Aquatic Mammals* 19: 93-98
- *Tavares DC, de Moura JF, Merico A, Siciliano S (2017) Incidence of marine debris in seabirds feeding at different water depths. *Marine Pollution Bulletin* 119: 68-73 doi <https://doi.org/10.1016/j.marpolbul.2017.04.012>
- Taylor GA (1999) Seabirds found dead on New Zealand beaches in 1996. *Notornis* 46: 434-445
- Taylor GA (2004) Beach patrol scheme: Seabirds found dead on New Zealand beaches, 1997-1999. *Notornis* 51: 176-191
- Teas WG, Witzell WN (1994) Effects of anthropogenic debris on marine turtles in the Western North Atlantic. Clary JC, In posters and manuscripts from the Third International Conference on Marine Debris
- *Terepocki AK, Brush AT, Kleine LU, Shugart GW, Hodum P (2017) Size and dynamics of microplastic in gastrointestinal tracts of Northern Fulmars (*Fulmarus glacialis*) and Sooty Shearwaters (*Ardenna grisea*). *Marine Pollution Bulletin* 116: 143-150 doi <https://doi.org/10.1016/j.marpolbul.2016.12.064>
- *Thiel M, Bravo M, Hinojosa IA, Luna G, Miranda L, Núñez P, Pacheco AS, Vásquez N (2011) Anthropogenic litter in the SE Pacific: an overview of the problem and possible solutions. *RGCI-Revista de Gestão Costeira Integrada* 11: 115-134
- *Thiel M, Luna-Jorquera G, Álvarez-Varas R, Gallardo C, Hinojosa IA, Luna N, Miranda-Urbina D, Morales N, Ory N, Pacheco AS (2018) Impacts of marine plastic pollution from continental coasts to subtropical gyres—fish, seabirds, and other vertebrates in the SE Pacific. *Frontiers in Marine Science* 5: 1-16 doi <http://dx.doi.org/10.3389/fmars.2018.00238>
- Threlfall W (1968) The food of three species of gulls in Newfoundland. *The Canadian Field Naturalist* 82: 176-180
- Thushari GGN, Senevirathna JDM, Yakupitiyage A, Chavanich S (2017) Effects of microplastics on sessile invertebrates in the eastern coast of Thailand: an approach to coastal zone conservation. *Marine Pollution Bulletin* 124: 349-355 doi <http://dx.doi.org/10.1016/j.marpolbul.2017.06.010>
- *Tomás J, Guitart R, Mateo R, Raga JA (2002) Marine debris ingestion in loggerhead sea turtles, *Caretta caretta*, from the Western Mediterranean. *Marine Pollution Bulletin* 44: 211-216 doi [http://dx.doi.org/10.1016/S0025-326X\(01\)00236-3](http://dx.doi.org/10.1016/S0025-326X(01)00236-3)
- *Tonay AM, Dede A, Öztürk AA, Öztürk B (2007) Stomach content of harbour porpoises (*Phocoena phocoena*) from the Turkish Western Black Sea in spring and early summer. *Rapport Commission Internationale pour l'Exploration Scientifique de la Mer Méditerranée* 38: 616
- *Tourinho PS, Ivar do Sul JA, Fillmann G (2010) Is marine debris ingestion still a problem for the coastal marine biota of southern Brazil? *Marine Pollution Bulletin* 60: 396-401 doi <http://dx.doi.org/10.1016/j.marpolbul.2009.10.013>
- *Townsend SE (2011) Impact of ingested marine debris on sea turtles of eastern Australia: Life history stage susceptibility, pathological implications and plastic bag preference., 5th International Marine Debris Conference, Honolulu, Hawaii, pp 136-140
- *Trevail AM, Gabrielsen GW, Kühn S, Van Franeker JA (2015) Elevated levels of ingested plastic in a high Arctic seabird, the northern fulmar (*Fulmarus glacialis*). *Polar Biology* 38: 975-981 doi <http://dx.doi.org/10.1007/s00300-015-1657-4>
- Uchida I (1990) On the synthetic materials found in the digestive systems of, and discharged by, sea turtles collected in waters adjacent to Japan. Shomura RS, Godfrey ML, Proceedings of the second International Conference on marine debris, Honolulu, Hawaii, pp 744
- Udyawer V, Read MA, Hamann M, Simpfendorfer CA, Heupel MR (2013) First record of sea snake (*Hydrophis elegans*, Hydrophiinae) entrapped in marine debris. *Marine Pollution Bulletin* 73: 336-338 doi <http://dx.doi.org/10.1016/j.marpolbul.2013.06.023>
- *Unger B, Bravo Rebolledo EL, Deaville R, Gröne A, IJsseldijk LL, Leopold MF, Siebert U, Spitz J, Wohlsein P, Herr H (2016) Large amounts of marine debris found in sperm whales stranded along the North Sea coast in early 2016. *Marine Pollution Bulletin* 112: 134-141 doi <https://doi.org/10.1016/j.marpolbul.2016.08.027>
- *Unger B, Herr H, Benke H, Böhmert M, Burkhardt-Holm P, Dähne M, Hillmann M, Wolff-Schmidt K, Wohlsein P, Siebert U (2017) Marine debris in harbour porpoises and seals from German waters. *Marine Environmental Research* 130: 77-84 doi <http://dx.doi.org/10.1016/j.marenvres.2017.07.009>
- United States of America (1991) Report on assessment and avoidance of incidental mortality in the convention area 1990/91. Report of the U.S. Delegation to the Commission for the Conservation of Antarctic marine living resources. CCAMLR-X/BG/7
- Uriarte A, Johnstone C, Laiz-Carrión R, García A, Llopiz JK, Shiroza A, Quintanilla JM, Lozano-Peral D, Reglero P, Alemany F (2019) Evidence of density-dependent cannibalism in the diet of wild Atlantic bluefin tuna larvae (*Thunnus thynnus*) of the Balearic Sea (NW-Mediterranean). *Fisheries Research* 212: 63-71 doi <https://doi.org/10.1016/j.fishres.2018.12.01>
- US Antarctic Marine Living Resources Program (2015) 2014-2015 Weekly Field Reports, Cape Shirreff, Livingston island, Service UNMF, pp 5
- US Fish and Wildlife Service (1980) California Brown Pelican recovery plan. U.S. Fish and Wildlife Service Regional Office, Portland, OR
- US Fish and Wildlife Service (2009) West India Manatee, Florida Stock, pp 20
- Van Cauwenberghé L, Claessens M, Vandegheuchte MB, Janssen CR (2015) Microplastics are taken up by mussels (*Mytilus edulis*) and lugworms (*Arenicola marina*) living in natural habitats. *Environmental Pollution* 199: 10-17

- van der Hal N, Yeruham E, Angel DL (2018) Dynamics in Microplastic Ingestion During the Past Six Decades in Herbivorous Fish on the Mediterranean Israeli Coast, Proceedings of the International Conference on Microplastic Pollution in the Mediterranean Sea, pp 159-165
- Van Franeker JA (1983) Plastics - een bedreiging voor zeevogels. Nieuwsbrief NSO 14: 41-61
- *Van Franeker JA, Bell PJ (1988) Plastic ingestion by petrels breeding in Antarctica. Marine Pollution Bulletin 19: 672-674 doi [https://doi.org/10.1016/0025-326X\(88\)90388-8](https://doi.org/10.1016/0025-326X(88)90388-8)
- *Van Franeker JA, Blaize C, Danielsen J, Fairclough K, Gollan J, Guse N, Hansen PL, Heubeck M, Jensen JK, Le Guillou G, Olsen B, Olsen KO, Pedersen J, Stienen EW, Turner DM (2011) Monitoring plastic ingestion by the northern fulmar *Fulmarus glacialis* in the North Sea. Environmental Pollution 159: 2609-2615 doi <https://doi.org/10.1016/j.envpol.2011.06.008>
- *Van Franeker JA, Bravo Rebollo EL, Hesse E, IJsseldijk LL, Kühn S, Leopold M, Mielke L (2018) Plastic ingestion by harbour porpoises *Phocoena phocoena* in the Netherlands: Establishing a standardised method. AMBIO: A Journal of the Human Environment: 1-11 doi <https://doi.org/10.1007/s13280-017-1002-y>
- *Van Nierop MM, Den Hartog CJ (1984) A study on the gut contents of five juvenile loggerhead turtles, *Caretta caretta* (Linnaeus) (Reptilia, Cheloniidae), from the southeastern part of the North Atlantic Ocean, with emphasis on coelenterata identification. Zoologische Mededelingen (Leiden) 59: 35-54
- Van Noord JE (2013) Diet of five species of the family Myctophidae caught off the Mariana Islands. Ichthyological Research 60: 89-92 doi <http://dx.doi.org/10.1007/s10228-012-0315-x>
- Van Noord JE, Lewallen EA, Pitman RL (2013) Flyingfish feeding ecology in the eastern Pacific: prey partitioning within a speciose epipelagic community. Journal of Fish Biology 83: 326-342 doi <http://dx.doi.org/10.1111/ifa.12173>
- Varghese S, Somvanshi V, John M, Dalvi R (2013) Diet and consumption rates of common dolphinfish, *Coryphaena hippurus*, in the eastern Arabian Sea. Journal of Applied Ichthyology 29: 1022-1029 doi <http://dx.doi.org/10.1111/jai.12166>
- Vargo G, Atwood K, van Deventer M, Harris R (2006) Beached bird surveys on Shell Key, Pinellas County, Florida. Florida Field Naturalist 34: 21-27
- Vauk-Hentzelt K (1982) Missbildungen, Verletzungen und Krankheiten auf Helgoland erlegter Silbermöwen (Deformities, injuries and illnesses of silver gulls that died in Helgoland). Niedersächsischer Jäger 15: 700-702
- *Vélez-Rubio GM, Teryda N, Asaroff PE, Estrades A, Rodriguez D, Tomás J (2018) Differential impact of marine debris ingestion during ontogenetic dietary shift of green turtles in Uruguayan waters. Marine Pollution Bulletin 127: 603-611 doi <https://doi.org/10.1016/j.marpolbul.2017.12.053>
- Vendel AL, Bessa F, Alves VEN, Amorim ALA, Patrício J, Palma ART (2017) Widespread microplastic ingestion by fish assemblages in tropical estuaries subjected to anthropogenic pressures. Marine Pollution Bulletin 117: 448-455 doi <https://doi.org/10.1016/j.marpolbul.2017.01.081>
- *Verlis KM, Campbell ML, Wilson SP (2013) Ingestion of marine debris plastic by the wedge-tailed shearwater *Ardenna pacifica* in the Great Barrier Reef, Australia. Marine Pollution Bulletin 72: 244-249 doi <https://doi.org/10.1016/j.marpolbul.2013.03.017>
- Viana DDL, Tolotti MT, Porto M, Araújo RJVd, Vaske Júnior T, Hazin FHV (2012) Diet of the oilfish *Ruvettus pretiosus* (Perciformes: Gempylidae) in the Saint Peter and Saint Paul Archipelago, Brazil. Brazilian Journal of Oceanography 60: 181-188 doi <http://dx.doi.org/10.1590/S1679-87592012000200008>
- *Vliestra LS, Parga JA (2002) Long-term changes in the type, but not amount, of ingested plastic particles in short-tailed shearwaters in the southeastern Bering Sea. Marine Pollution Bulletin 44: 945-955 doi [https://doi.org/10.1016/S0025-326X\(02\)00130-3](https://doi.org/10.1016/S0025-326X(02)00130-3)
- Voss CM, Browder JA, Wood A, Michaelis A (2015) Factors driving the density of derelict crab pots and their associated bycatch in North Carolina waters. Fishery Bulletin 113: 378-390 doi <http://dx.doi.org/10.7755/fb.113.4.2>
- Votier SC, Archibald K, Morgan G, Morgan L (2011) The use of plastic debris as nesting material by a colonial nesting seabird and associated entanglement mortality. Marine Pollution Bulletin 62: 168-172 doi <http://dx.doi.org/10.1016/j.marpolbul.2010.11.009>
- Waite HR, Donnelly MJ, Walters LJ (2018) Quantity and types of microplastics in the organic tissues of the eastern oyster *Crassostrea virginica* and Atlantic mud crab *Panopeus herbstii* from a Florida estuary. Marine Pollution Bulletin 129: 179-185 doi <https://doi.org/10.1016/j.marpolbul.2018.02.026>
- *Walker WA, Coe JM (1990) Survey of marine debris ingestion by odontocete cetaceans. Shomura RS, Godfrey, M. L., Proceedings of the Second International Conference on marine debris, Honolulu, Hawaii, pp 747-774
- *Walker WA, Hanson MB (1999) Biological observations on Stejneger's beaked whale, *Mesoplodon stejnegeri*, from strandings on Adak Island, Alaska. Marine Mammal Science 15: 1314-1329
- Waluda CM, Staniland IJ (2013) Entanglement of Antarctic fur seals at Bird Island, South Georgia. Marine Pollution Bulletin 74: 244-252 doi <https://doi.org/10.1016/j.marpolbul.2013.06.050>
- *Waring G, Pace R, Quintal J, Fairfield C, Maze-Foley K (2004) US Atlantic and Gulf of Mexico marine mammal stock assessments-2003. NOAA Technical Memorandum NMFS-NE 182: 287
- *Wedemeyer-Strombel KR, Balazs GH, Johnson JB, Peterson TD, Wicksten MK, Plotkin PT (2015) High frequency of occurrence of anthropogenic debris ingestion by sea turtles in the North Pacific Ocean. Marine Biology 162: 2079-2091 doi <http://dx.doi.org/10.1007/s00227-015-2738-1>
- Wegner NC, Cartamil DP (2012) Effects of prolonged entanglement in discarded fishing gear with substantive biofouling on the health and behavior of an adult shortfin mako shark, *Isurus oxyrinchus*. Marine Pollution Bulletin 64: 391-394 doi <http://dx.doi.org/10.1016/j.marpolbul.2011.11.017>
- *Weir DN, Kitchener AC, McGowan RY, Kinder A, Zonfrillo B (1997) Origins, population structure, pathology and diet samples of diver and auk casualties of the Sea Empress oil spill. Final Report by the National Museums of Scotland and University of Edinburgh to the Sea Empress Environmental Evaluation Committee. CCW Contract number FC 73-02-69
- Welden NA, Abylkhani B, Howarth LM (2018) The effects of trophic transfer and environmental factors on microplastic uptake by plaice, *Pleuronectes platessa*, and spider crab, *Maja squinado*. Environmental Pollution 239: 351-358 doi <https://doi.org/10.1016/j.envpol.2018.03.110>
- Welden NA, Cowie PR (2016) Environment and gut morphology influence microplastic retention in langoustine, *Nephrops norvegicus*. Environmental Pollution 214: 859-865 doi <http://dx.doi.org/10.1016/j.envpol.2016.03.067>
- Wells RS, Hofmann S, Moors TL (1998) Entanglement and mortality of Bottlenose Dolphins, *Tursiops truncatus* in recreational fishing gear in Florida. Fishery Bulletin 96: 647-650

- Wesch C, Barthel A-K, Braun U, Klein R, Paulus M (2016) No microplastics in benthic eelpout (*Zoarces viviparus*): An urgent need for spectroscopic analyses in microplastic detection. *Environmental Research* 148: 36-38 doi <http://dx.doi.org/10.1016/j.envres.2016.03.017>
- West JA, Imber MJ (1986) Some foods of Buller's mollymawk *Diomedea bulleri*. *New Zealand Journal of Zoology* 13: 169-174 doi <http://dx.doi.org/10.1080/03014223.1986.10422659>
- *White EM, Clark S, Manire CA, Crawford B, Wang S, Locklin J, Ritchie BW (2018) Ingested micronizing plastic particle compositions and size distributions within stranded post-hatchling sea turtles. *Environmental Science & Technology* 52: 10307-10316 doi <http://dx.doi.org/10.1021/acs.est.8b02776>
- Wieczorek AM, Morrison L, Croot PL, Allcock AL, MacLoughlin E, Savard O, Brownlow H, Doyle TK (2018) Frequency of microplastics in mesopelagic fishes from the Northwest Atlantic. *Frontiers in Marine Science* 5: 1-9 doi <http://dx.doi.org/10.3389/fmars.2018.00039>
- Wilcox C, Hardesty BD, Sharples R, Griffin DA, Lawson TJ, Gunn R (2013) Ghostnet impacts on globally threatened turtles, a spatial risk analysis for northern Australia. *Conservation Letters*: 247-254 doi <http://dx.doi.org/10.1111/conl.12001>
- Wilcox C, Heathcote G, Goldberg J, Gunn R, Peel D, Hardesty BD (2015) Understanding the sources and effects of abandoned, lost, and discarded fishing gear on marine turtles in northern Australia. *Conservation Biology* 29: 198-206 doi <http://dx.doi.org/10.1111/cobi.12355>
- *Williams NC, Bjørndal KA, Lamont MM, Carthy RR (2014) Winter diets of immature green turtles (*Chelonia mydas*) on a northern feeding ground: integrating stomach contents and stable isotope analyses. *Estuaries and Coasts* 37: 986-994 doi <http://dx.doi.org/10.1007/s12237-013-9741-x>
- *Witherington B (1994) Flotsam, jetsam, post-hatchling loggerheads, and the advecting surface smorgasbord, Bjørndal KA, Bolten AB, Johnson, DA, Eliazar PJ (comps) *Proceedings of the Fourteenth Annual Symposium on Sea Turtle Biology and Conservation* NOAA Tech Memo NMFS-SEFSC-351, pp 166-168
- Witherington B, Hiram S, Hardy R (2012) Young sea turtles of the pelagic Sargassum-dominated drift community: habitat use, population density, and threats. *Marine Ecology Progress Series* 463: 1-22 doi <http://dx.doi.org/10.3354/meps09970>
- Witzell W, Teas WG (1994) The impacts of anthropogenic debris on marine turtles in the western north Atlantic ocean. US Department of Commerce, National Oceanic and Atmospheric Administration, National Marine Fisheries Service, Southeast Fisheries Science Center, NOAA Technical Memorandum, Florida, USA, pp 21
- Wójcik-Fudalewska D, Normant-Saremba M, Anastácio P (2016) Occurrence of plastic debris in the stomach of the invasive crab *Eriocheir sinensis*. *Marine Pollution Bulletin* 113: 306-311 doi <http://dx.doi.org/10.1016/j.marpolbul.2016.09.059>
- Wolf R (1982) Marine turtles. *Scientific Event Alert Network (SEAN) Bulletin* 7: 15
- *Work TM, Balazs GH (2002) Necropsy findings in sea turtles taken as bycatch in the North Pacific longline fishery. *Fishery Bulletin* 100: 876-880
- *Xiong X, Chen X, Zhang K, Mei Z, Hao Y, Zheng J, Wu C, Wang K, Ruan Y, Lam PK (2018) Microplastics in the intestinal tracts of East Asian finless porpoises (*Neophocaena asiaeorientalis sunameri*) from Yellow Sea and Bohai Sea of China. *Marine pollution bulletin* 136: 55-60 doi <https://doi.org/10.1016/j.marpolbul.2018.09.006>
- *Yagmour F, Al Bousi M, Whittington-Jones B, Pereira J, García-Núñez S, Budd J (2018) Marine debris ingestion of green sea turtles, *Chelonia mydas*, (Linnaeus, 1758) from the eastern coast of the United Arab Emirates. *Marine Pollution Bulletin* 135: 55-61 doi <https://doi.org/10.1016/j.marpolbul.2018.07.013>
- Yamada T, Tajima Y, Yatabe A, Kitamura S, Isobe T, Brownell Jr R (2012a) Summary of current knowledge on *Mesoplodon stejnegeri* mainly from the seas around Japan and review of data from North America. Document submitted to the Scientific Committee, the 64th IWC, Panama City June
- *Yamada TK, Tajima Y, Yatabe A, Allen B, Brownell Jr R (2012b) Review of current knowledge on Hubbs' beaked whale, *Mesoplodon carlhubbsi*, from the seas around Japan and data from the North America, 64th Meeting of the International Whaling Commission Panama City, Panama pp SC/64/SM27, pp 1-8
- *Yamada TK, Tajima Y, Yatabe A, Pitman R, Brownell Jr R (2012c) Review of current knowledge on *Indopacetus pacificus* including identification of knowledge gaps and suggestions for future research, 64th Meeting of the International Whaling Commission Panama City, Panama pp SC/64/SM26, pp 1-8
- Yamashita R, Takada H, Fukuwaka MA, Watanuki Y (2011) Physical and chemical effects of ingested plastic debris on short-tailed shearwaters, *Puffinus tenuirostris*, in the North Pacific Ocean. *Marine Pollution Bulletin* 62: 2845-2849 doi <http://dx.doi.org/10.1016/j.marpolbul.2011.10.008>
- Young JW, Lamb TD, Le D, Bradford RW, Whitelaw AW (1997) Feeding ecology and interannual variations in diet of southern bluefin tuna, *Thunnus maccoyii*, in relation to coastal and oceanic waters off eastern Tasmania, Australia. *Environmental Biology of Fishes* 50: 275-291 doi <https://doi.org/10.1023/A:1007326120380>
- Young LC, Vanderlip C, Duffy DC, Afanasyev V, Shaffer SA (2009) Bringing home the trash: do colony-based differences in foraging distribution lead to increased plastic ingestion in Laysan albatrosses? *PLoS One* 4: e7623 doi <https://doi.org/10.1371/journal.pone.0007623>
- *Youngren SM, Rapp DC, Hyrenbach KD (2018) Plastic ingestion by Tristram's Storm-petrel (*Oceanodroma tristrami*) chicks from French frigate shoals, Northwestern Hawaiian Islands. *Marine Pollution Bulletin* 128: 369-378 doi <https://doi.org/10.1016/j.marpolbul.2018.01.053>
- Zavala-González A, Mellink E (1997) Entanglement of California sea lions, *Zalophus californianus californianus*, in fishing gear in the central-northern part of the Gulf of California, Mexico. *Fishery Bulletin* 95: 180-184
- *Zhu J, Yu X, Zhang Q, Li Y, Tan S, Li D, Yang Z, Wang J (2019) Cetaceans and microplastics: First report of microplastic ingestion by a coastal delphinid, *Sousa chinensis*. *Science of The Total Environment* 659: 649-654 doi <https://doi.org/10.1016/j.scitotenv.2018.12.389>
- Zouter Vanpoucke M (2015) Impact of microplastic uptake: contamination in sprat and microplastic-mediated uptake of PAHs by European shore crab. Master thesis. Institute for Agricultural and Fisheries Research, pp 46