


Master's programme Molecular Life Sciences



Wageningen molecular scientists in the labour market

(situation in 2022)

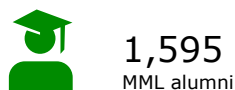
Wageningen University & Research has been conducting labour market surveys among its alumni since 1973. Employment data collected from graduates of the Master's programme in Molecular Life Sciences (MML) are presented below. Previous surveys (from 1973 onwards) are also included.

(Source: Career Monitor 2022. English summary on pages 5 and 6)

Alumni are divided into three groups:

- 1 Graduated between 2016 and 2019 (● graduated less than 5 years ago)
- 2 Graduated between 2005 and 2016 (● graduated between 5 and 15 years ago)
- 3 Graduated between 1980 and 2005 (● graduated more than 15 years ago)

Characteristics of MML alumni



56%
of all graduates
have a PhD



Dutch people

Non-Dutch
people

	Dutch people	Non-Dutch people
<5 years ago	141	55
5-15 years ago	188	53
>15 years ago	1,155	3
Total	1,484	111



71%
of non-Dutch graduates
live or work outside the
Netherlands.

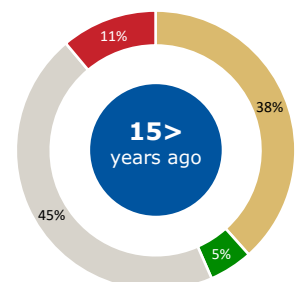
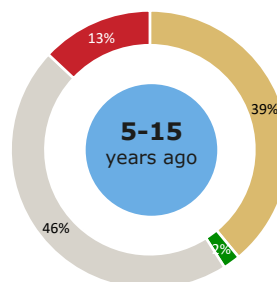
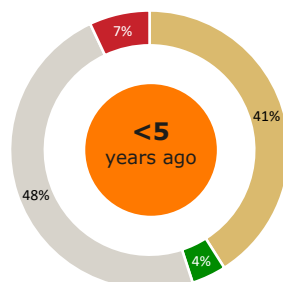


10%
are pursuing a
PhD



16%
of Dutch graduates
live or work outside
the Netherlands.

Sectors in which MML alumni work



Positions held by MML alumni


Recent graduates often have different jobs to those who graduated some time ago. For example, recent MML graduates are more likely to work as researchers. MML alumni who have been in employment longer are more likely to be senior researchers.



Researcher, academic employee



Advisor, consultant



Teacher, training, facilitator



Technologist, technical specialist



Senior researcher or researcher with managerial role, professor

<5 years ago	29%	21%	18%	7%	4%
5-15 years ago	25%	7%	7%	14%	13%
>15 years ago	13%	10%	8%	5%	24%

Organisations in which MML alumni work

Recent graduates often work in different organisations to those who graduated some time ago. MML alumni often work in industry and at universities.



Other industries



Other educational institutions



Universities excluding teaching hospitals



Research institutions



Healthcare and welfare services, including teaching hospitals

<5 years ago	25%	18%	14%	7%	7%
5-15 years ago	34%	7%	21%	11%	11%
>15 years ago	23%	9%	18%	10%	10%