

# Master's programme International Land and Water Management



## Wageningen international land and water experts in the labour market (situation in 2022)

Wageningen University & Research has been conducting labour market surveys among its alumni since 1973. Employment data collected from graduates of the Master's programme in International Land and Water Management (MIL) are presented below. Previous surveys (from 1973 onwards) are also included.  
(Source: Career Monitor 2022. English summary on pages 5 and 6)

Alumni are divided into three groups:

- 1 Graduated between 2016 and 2019 (● graduated less than 5 years ago)
- 2 Graduated between 2005 and 2016 (● graduated between 5 and 15 years ago)
- 3 Graduated between 1980 and 2005 (● graduated more than 15 years ago)

### Characteristics of MIL alumni

 **2,054**  
MIL alumni



**20%**  
of all graduates  
have a PhD



	Dutch people	Non-Dutch people
<5 years ago	159	520
5-15 years ago	200	152
>15 years ago	927	541
Total	1286	768

 **87%**  
of non-Dutch graduates  
live or work outside the  
Netherlands.

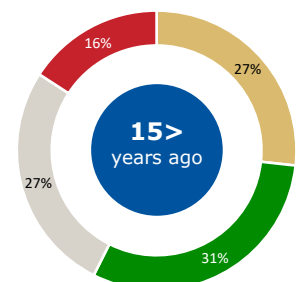
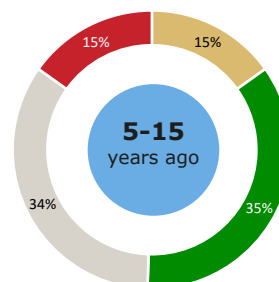
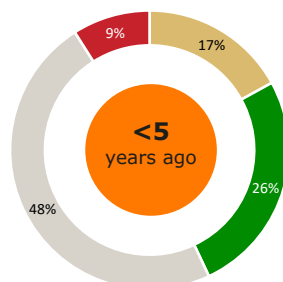
**60%** Male  **40%** Female

**3%**  
are pursuing a  
PhD

 **23%**  
of Dutch graduates  
live or work outside  
the Netherlands.

### Sectors in which MIL alumni work

-  Education and Research
-  Government
-  Business
-  Social-cultural organisations



## Positions held by MIL alumni

Recent graduates often have different jobs to those who graduated some time ago. MID alumni often work as advisors.



Advisor, consultant



Project leader,  
programme  
coordinator



Teacher, training,  
facilitator



Policy officer



International  
development expert,  
development expert

<5 years ago	50%	13%	8%	8%	6%
5-15 years ago	23%	18%	5%	15%	8%
>15 years ago	17%	15%	5%	8%	9%

## Organisations in which MIL alumni work

Recent graduates often work in different organisations to those who graduated some time ago. For example, recent MIL graduates are more likely to work at consultancy firms, while those who have been in employment longer are more likely to have jobs at other organisations.



Engineering and  
consultancy firms



Local government



Non-governmental  
organisations (NGOs),  
stakeholder  
organisations



Universities  
excluding  
teaching hospitals



National government

<5 years ago	38%	17%	8%	6%	6%
5-15 years ago	23%	14%	14%	8%	3%
>15 years ago	10%	15%	11%	13	7%