

Master's programme Forest and Nature Conservation



Wageningen foresters/nature managers in the labour market (situation in 2022)

Wageningen University & Research has been conducting labour market surveys among its alumni since 1973. Employment data collected from graduates of the Master's programme in Forest and Nature Conservation (MFN) are presented below. Previous surveys (from 1973 onwards) are also included.
(Source: Career Monitor 2022. English summary on pages 5 and 6)

Alumni are divided into three groups:

- 1 Graduated between 2016 and 2019 (● graduated less than 5 years ago)
- 2 Graduated between 2005 and 2016 (● graduated between 5 and 15 years ago)
- 3 Graduated between 1980 and 2005 (● graduated more than 15 years ago)

Characteristics of MFN alumni

 **2,152**
MFN alumni



17%
of all graduates
have a PhD

 
Dutch people Non-Dutch
people

	Dutch people	Non-Dutch people
<5 years ago	268	146
5-15 years ago	448	229
>15 years ago	903	158
Total	1,619	533

 **93%**
of non-Dutch graduates
live or work outside the
Netherlands.

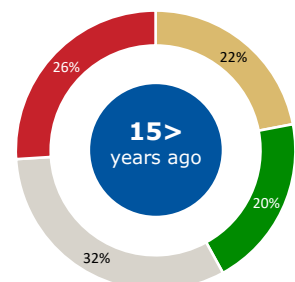
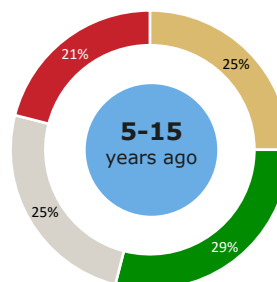
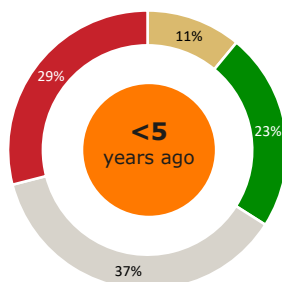
64% Male  **36%** Female 

6%
are pursuing a
PhD

 **15%**
of Dutch graduates
live or work outside
the Netherlands.

Sectors in which MFN alumni work

-  Education and Research
-  Government
-  Business
-  Social-cultural organisations



Positions held by MFN alumni

Recent graduates often have different jobs to those who graduated some time ago. MFN alumni mainly work as advisors.



Advisor, consultant



Policy officer



Project leader,
programme
coordinator



Researcher,
academic
employee



Teacher, training,
facilitator

<5 years ago	42%	17%	9%	8%	6%
5-15 years ago	25%	14%	13%	12%	9%
>15 years ago	26%	7%	11%	5%	6%

Organisations in which MFN alumni work

Recent graduates often work in different organisations to those who graduated some time ago. For example, recent MFN graduates are more likely to work at consultancy firms, while those who have been in employment longer are more likely to have jobs at local government agencies.



Engineering and
consultancy firms



Forest and
nature management,
recreation,
culture and sport



National government



Local government



Non-governmental
organisations
(NGOs), stakeholder
organisations

<5 years ago	23%	20%	14%	9%	9%
5-15 years ago	12%	9%	6%	20%	11%
>15 years ago	11%	11%	6%	10%	11%