

Master's programme Environmental Sciences



Wageningen environmental experts in the labour market (situation in 2022)

Wageningen University & Research has been conducting labour market surveys among its alumni since 1973. Employment data collected from graduates of the Master's programme in Environmental Sciences (MES) are presented below. Previous surveys (from 1973 onwards) are also included.

(Source: Career Monitor 2022. English summary on pages 5 and 6)

Alumni are divided into three groups:

- 1 Graduated between 2016 and 2019 (● graduated less than 5 years ago)
- 2 Graduated between 2005 and 2016 (● graduated between 5 and 15 years ago)
- 3 Graduated between 1980 and 2005 (● graduated more than 15 years ago)

Characteristics of MES alumni

 **3,444**
MES alumni



20%
of all graduates
have a PhD



Dutch people

Non-Dutch
people

	Dutch people	Non-Dutch people
<5 years ago	203	395
5-15 years ago	245	552
>15 years ago	1,827	222
Total	2,275	1,169



82%
of non-Dutch graduates
live or work outside the
Netherlands.

55%
Male



45%
Female

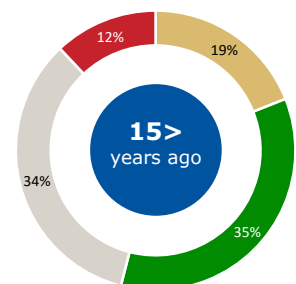
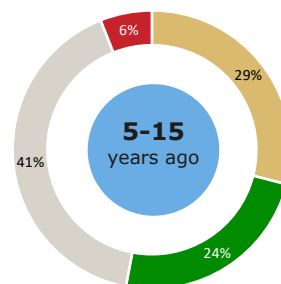
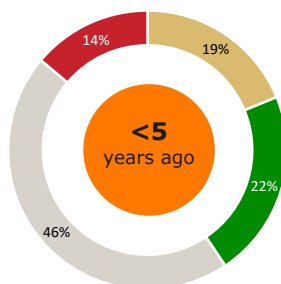
5%
are pursuing a
PhD



9%
of Dutch graduates
live or work outside
the Netherlands.

Sectors in which MES alumni work

-  Education and Research
-  Government
-  Business
-  Social-cultural organisations



Positions held by MES alumni

Recent graduates often have different jobs to those who graduated some time ago. MES alumni mainly work as advisors.



Advisor, consultant



Project leader,
programme
coordinator



Technologist, technical
specialist



Researcher,
academic
employee



Policy officer

<5 years ago	39%	16%	13%	9%	8%
5-15 years ago	20%	10%	9%	20%	13%
>15 years ago	26%	13%	11%	6%	9%

Organisations in which MES alumni work

Recent graduates often work in different organisations to those who graduated some time ago. MES alumni mainly work at consultancy firms.



Engineering and
consultancy firms



Non-governmental
organisations (NGOs),
stakeholder
organisations



National government



Universities
excluding
teaching hospitals



Other industries

<5 years ago	24%	11%	10%	9%	9%
5-15 years ago	15%	3%	7%	17%	11%
>15 years ago	18%	4%	13%	8%	7%