

SUBJECT RANKINGS 2023

Please note that this 2nd Fact File refers to the final authorized results. The preliminary Fact File received on 21st February was indicative. Please ensure you are using this version to understand and communicate your results.



WELCOME TO THE 2023 QS WORLD UNIVERSITY RANKINGS BY SUBJECT

Welcome to your institution's fact file for the QS World University Rankings by Subject 2023.

This file provides the results for your institution in the subjects and broad subject areas where you have been nominated for evaluation in our academic reputation survey, as well as the scores and ranks for those subjects where you made it into the published rankings table. It should also provide you with useful information for any media communication you might need to prepare prior to launch.

To produce the rankings for this year the team analysed over 16.4 million unique papers published between 2016-2020, producing close to 117.8 million citations in 2016-2021. 1594 institutions ranked across 54 subjects in 5 broad subject areas, creating over 18,300 ranked entries. These figures reflect some of the scale behind this huge undertaking that the team carries out in order to produce these subject rankings.

The table on page 4 shows a summary of your scores in broad subject areas you have been analysed in, as well as ranks in the broad subject areas you are to be published in. The following two pages (5 and 6) show a summary of your scores and ranks in narrow subject areas. Lastly the table on page 7 shows you your results in the subject rankings for the last three years so you can track your progress.

In the Appendix you will find an explanation of the weightings that make up the different subject tables, the evolution of the subject rankings exercise, the paper thresholds that we have used in this edition and an indication of the number of institutions analysed and ranked.

We hope you will find this useful.

Rankings Team,

QS Institutional Performance Unit

2023 QS WORLD UNIVERSITY RANKINGS BY SUBJECT

WAGENINGEN UNIVERSITY & RESEARCH

Netherlands



OVERALL SCORES BY BROAD SUBJECT AREA



In 2023, Wageningen University & Research has been ranked in **3** out of 5 broad subject areas.

Life Sciences & Medicine is the institution's strongest field at rank **53** with an overall score of **77.9**.

2023 QS WORLD UNIVERSITY RANKINGS BY SUBJECT

This page shows the institution's detailed performance by indicator and overall score across all broad subject areas that you have been nominated for in our academic reputation survey. The following two pages also show the institution's detailed performance by indicator across all narrow subject areas. It is very unusual for an institution to be analysed in all 54 narrow subjects and 5 broad subject areas.

There are different reasons why an institution may not have results in any given subject.

1. It may not offer a program. Receiving a score for a particular subject does not guarantee that we have checked for its presence in your institution. These checks are only carried out for institutions with a score high enough to receive a published rank in the subject.
2. It may not have published a sufficient number of papers.
3. It may not have attracted a minimum level of recognition through our surveys.

If you have a displayed score in reputation and research indicators then you met the minimum threshold for consideration. In this case, the only reason you are not ranked is that your score is not high enough to receive a published rank.

Broad Subject Area Scores and Ranks

	Global Rank	Domestic Rank	Academic	Employer	Citations	H-index	IRN	Score
Arts & Humanities								
Engineering & Technology								
Life Sciences & Medicine	53	2	86.0	73.0	81.9	60.1	78.00	77.9
Natural Sciences	124	4	70.6	67.5	89.3	73.6	82.00	74.4
Social Sciences & Management	317=	11	59.0	57.2	89.0	70.0	95.00	63.3

2023 QS WORLD UNIVERSITY RANKINGS BY SUBJECT

Narrow Subject Area Scores and Ranks

		Global Rank	Domestic Rank	Academic	Employer	Citations	H-index	IRN	Score
Arts & Humanities	Archaeology			27.5	27.2	67.4	63.8		35.1
	Architecture / Built Environment	101-150	3	59.2	69.6	81.1	72.8		63.8
	Art & Design			48.7	58.6				49.7
	English Language & Literature								
	History			42.6	41.8	85.6	74.7		53.8
	History of Art (NEW)			55.8	22.0				52.4
	Linguistics								
	Modern Languages			46.4	56.6				49.5
	Philosophy			21.4	47.2	72.8	63.2		32.0
Engineering & Technology	Computer Science & Information Systems	501-550	12	39.8	57.7	72.5	61.0	57.8	52.8
	Data Science and Artificial Intelligence (NEW)			50.5	47.2	82.8	58.3		55.5
	Engineering - Chemical								
	Engineering - Civil & Structural								
	Engineering - Electrical & Electronic								
	Engineering - Mechanical, Aeronautical & Manufacturing								
	Engineering - Mineral & Mining								
	Petroleum Engineering								

2023 QS WORLD UNIVERSITY RANKINGS BY SUBJECT

Narrow Subject Area Scores and Ranks (continued)

		Global Rank	Domestic Rank	Academic	Employer	Citations	H-index	IRN	Score
Life Sciences & Medicine	Agriculture & Forestry	1	1	100.0	95.1	93.9	100.0	98.40	98.4
	Anatomy & Physiology			52.6	28.7	95.1	69.3		65.0
	Biological Sciences	38=	1	83.6	79.2	82.8	74.9	62.80	79.2
	Medicine								
	Nursing								
	Pharmacy & Pharmacology								
	Psychology			40.7	62.9	58.6	65.4	33.70	50.8
	Veterinary Science	24	2	79.0	85.3	90.8	79.0		83.2
Natural Sciences	Chemistry								
	Earth & Marine Sciences	51-100	3	76.3	82.9	96.5	87.1	58.50	81.4
	Environmental Sciences	2	1	98.7	75.4	96.3	95.4	100.00	95.2
	Geography	51-100	3=	71.5	70.2	96.9	95.3		78.8
	Geology	44=	3	75.5	88.6	95.3	85.4	57.90	82.5
	Geophysics	42	3	75.5	88.6	97.5	85.2	62.80	83.5
	Materials Science			40.2	64.5	69.9	64.7	37.10	53.2
	Mathematics			42.9	56.8	66.1	57.0	26.90	49.7
	Physics & Astronomy			41.3	58.5	66.6	49.3	39.50	49.6
Social Sciences & Management	Accounting & Finance			44.1	58.9	45.7	55.7		49.9
	Anthropology			53.9	47.9	67.2	57.4		55.0
	Business & Management Studies	351-400	9=	49.7	55.6	74.5	82.7		57.3
	Communication & Media Studies			43.7	60.6	75.0	60.5		55.0
	Development Studies	8=	1	84.1	76.9	95.6	93.4		86.5
	Economics & Econometrics	125=	7	69.4	58.8	72.3	65.5		67.1
	Education								
	Hospitality & Leisure Management	151-160	4	55.2	29.1	70.1			42.9
	Law			44.4	57.0	93.3	73.9		55.1
	Library & Information Management								
	Marketing (NEW)			54.5	55.8	67.9	62.7		57.1
	Politics & International Studies			44.2	58.5	88.9	75.9		56.1
	Social Policy & Administration								
	Sociology								
	Sports-related Subjects			34.6	48.2	69.9	48.7		43.4
Statistics & Operational Research									

2023 QS WORLD UNIVERSITY RANKINGS BY SUBJECT

The tables below present the rank evolution in each subject and broad subject area where you have been nominated for evaluation.

Broad Subjects

	2021	2022	2023
Life Sciences & Medicine	59	43=	53
Arts & Humanities			
Engineering & Technology			
Natural Sciences	112=	128=	124
Social Sciences & Management	331=	265=	317=

Narrow Subjects

	2021	2022	2023	
Arts & Humanities	Archaeology			
	Architecture / Built Environment	101-150	51-100	101-150
	Art & Design			
	English Language & Literature			
	History			
	History of Art (NEW)			
	Linguistics			
	Modern Languages			
	Philosophy			
Engineering & Technology	Computer Science & Information Systems	551-600	551-600	501-550
	Data Science and Artificial Intelligence (NEW)			
	Engineering - Chemical			
	Engineering - Civil & Structural			
	Engineering - Electrical & Electronic			
	Engineering - Mechanical, Aeronautical & Manufactu...			
	Engineering - Mineral & Mining			
	Petroleum Engineering			
Life Sciences & Medicine	Agriculture & Forestry	1	1	1
	Anatomy & Physiology			
	Biological Sciences	42	47=	38=
	Medicine			
	Nursing			
	Pharmacy & Pharmacology			
	Psychology			
Veterinary Science	17	15	24	

Narrow Subjects (continued)

	2021	2022	2023	
Natural Sciences	Chemistry			
	Earth & Marine Sciences	51-100	51-100	51-100
	Environmental Sciences	5=	5	2
	Geography	51-100	51-100	51-100
	Geology	49	41	44=
	Geophysics	39=	35	42
	Materials Science			
	Mathematics			
	Physics & Astronomy			
	Accounting & Finance			
Social Sciences & Management	Anthropology			
	Business & Management Studies	351-400	351-400	351-400
	Communication & Media Studies			
	Development Studies	13	12	8=
	Economics & Econometrics	142=	147=	125=
	Education			
	Hospitality & Leisure Management		101-150	151-160
	Law			
	Library & Information Management			
	Marketing (NEW)			
	Politics & International Studies			
	Social Policy & Administration			
	Sociology			
Sports-related Subjects				
Statistics & Operational Research				

Supporting your ambitions to strengthen your university's reputation

Whatever your institution's strategic objectives for improving performance and reputation, we can tailor our data-driven expertise and services to drive your vision forward.

For over 30 years, QS has been the established partner of choice for higher education institutions across the world. We are passionate about drawing on our collective experience to enable and accelerate your ambitions.

We offer a suite of tiered packages which draw from the wealth and breadth of QS products and services to achieve these core goals:



Accelerate and build your international strategy	
How we'll help	QS solution
Manage your partnerships	Let us streamline your international partnerships and mobility management through our SaaS platform: QS MoveON .
Engage with new partners	Our detailed rating system, QS Stars , allows you to showcase your institution's strengths. Access a wealth of opportunities through Silver sponsorship of two QS Higher Education Summits .
Analyse your institution's reputation	Access one of our interactive insights dashboards: QS Academic Reputation Tracker or QS Student Insights Tracker .
Learn from experts	Receive delegate passes to learn best practice from other institutions and our experts at one of our QS Stars and Analytics user community events .
Reach new prospects	Feature in our monthly publication QS Insights magazine , or upgrade to a QS Advanced Profile on TopUniversities.com .
Refine and plan your strategy	Access bespoke advice from our team of higher education consultants on how to leverage insights to develop and launch an impactful internationalisation strategy.

Manage and amplify your reputation

How we'll help	QS solution
Analyse your institution's reputation	Access our interactive insights dashboards: QS Academic Reputation Tracker and QS Employer Reputation Tracker .
Reach new audiences	Feature in our monthly QS Insights magazine and upgrade to a QS Advanced Profile on TopUniversities.com or QS China .
Engage with new partners	Our detailed rating system, QS Stars , allows you to showcase your institution's strengths. Access a wealth of promotional opportunities through Silver sponsorship of two QS Higher Education Summits .
Manage your reputation	Effectively manage your contacts using our SaaS-based reputation management system: QS MoveIN .

Evaluate your performance and develop a strategy

How we'll help	QS solution
Analyse your institution's performance	Access our full range of interactive insights dashboards including the QS World University Rankings Tracker , QS Employer Reputation Tracker and QS Analytics: Sustainability .
Evaluate your strengths	Our detailed rating system, QS Stars , allows you to showcase your institution's strengths.
Learn from experts	Receive delegate passes to our QS Stars and Analytics user community events , as well as a QS Higher Education Summit .
Manage your reputation	Effectively manage your contacts using our SaaS-based reputation management system: QS MoveIN .
Refine and plan your strategy	Access bespoke advice from our expert team of consultants to develop and deliver an impactful performance strategy.

Contact us today to discuss which option will accelerate your institutional performance ambitions:
insights.qs.com/product-packages

APPENDICES



**DEFINITIONS,
WEIGHTINGS,
THRESHOLDS,
AND HEADLINE
FIGURES**

2023 QS WORLD UNIVERSITY RANKINGS BY SUBJECT

METHODOLOGY: DEFINITIONS

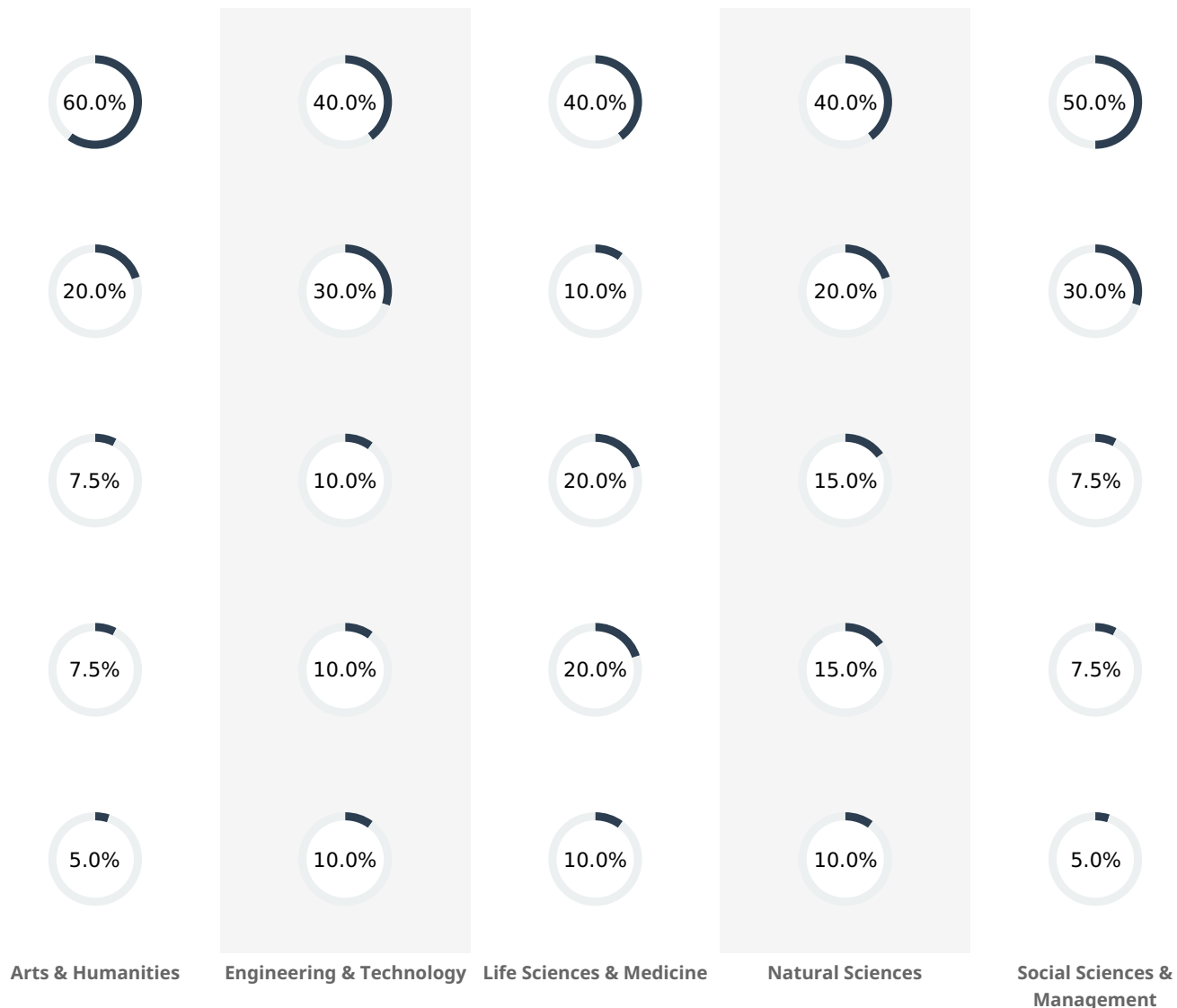
ACADEMIC REPUTATION Between 2018 and 2022 QS has collected votes from over 151,000 academics around the world. Each academic counted has given their opinion on universities in their fields of expertise.

EMPLOYER REPUTATION The employability metric is based on employer reputation. The voice of over 99,000 global employers have been taken into account between 2018 and 2022 giving us a large pool of information in terms of hiring levels.

CITATIONS PER PAPER This ratio measures the average number of citations obtained per publication, and is an estimate of the impact and quality of the scientific work done by universities.

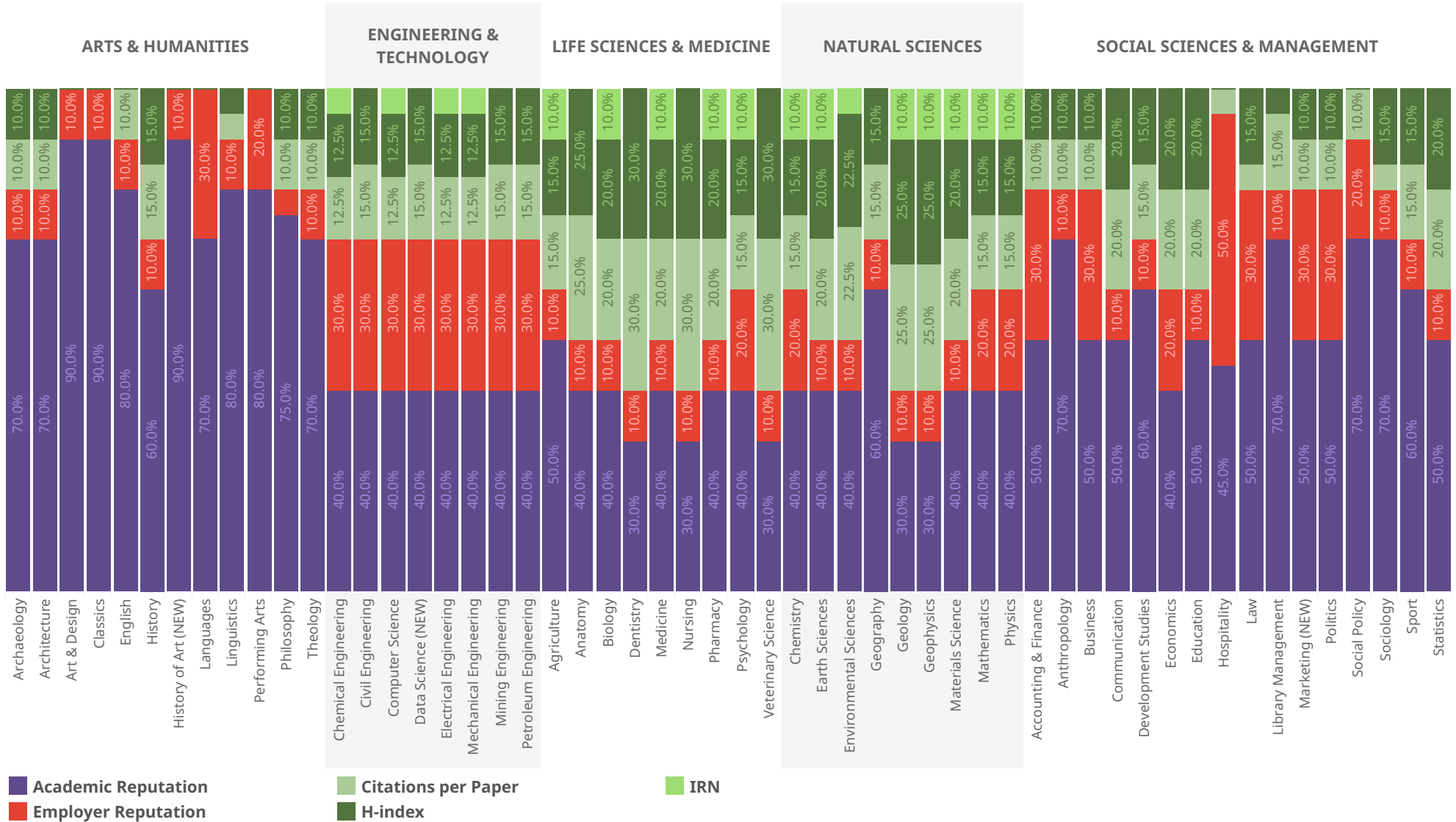
H-INDEX The h-index is an index that attempts to measure the stability of impact and quality of the work published by the institutions' scientists and scholars.

IRN International Research Network (IRN) is a measure of efficiency of establishing stable research collaborations in every of our 5 broad subject areas.



2023 QS WORLD UNIVERSITY RANKINGS BY SUBJECT

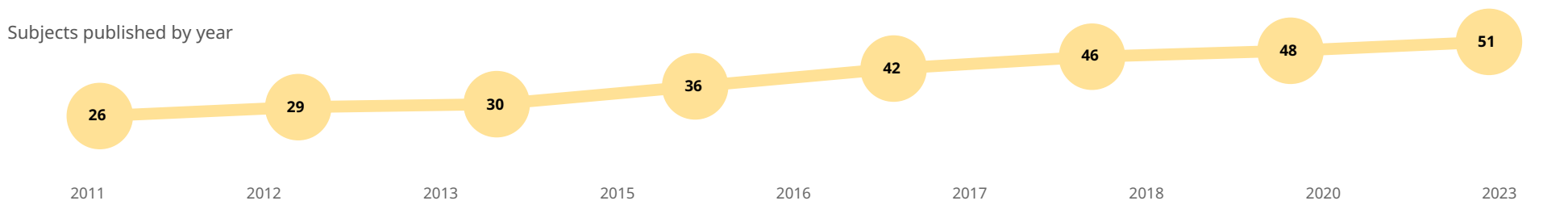
We use a variable approach to the weightings for the different subjects. The chart below provides details of the combinations used in the 2023 edition of the rankings.



2023 QS WORLD UNIVERSITY RANKINGS BY SUBJECT

The **QS World University Rankings® by Subject** ranks the world's top universities in individual subject areas, covering 54 disciplines as of 2023. A list of the considered subjects, grouped by the year of first release, is presented below.

Subjects published by year

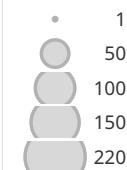


2011	2012	2013	2015	2016	2017	2018	2020	2023
Accounting & Finance Biology Chemical Engineering Chemistry Civil Engineering Computer Science Earth Sciences Economics Electrical Engineering English Environmental Sciences Geography History Languages Law Linguistics Materials Science Mathematics Mechanical Engineering Medicine Philosophy Physics Politics Psychology Sociology Statistics	Communication Education Pharmacy	Agriculture	Architecture Art & Design Business Dentistry Development Studies Veterinary Science	Anthropology Archaeology Mining Engineering Nursing Performing Arts Social Policy	Anatomy Hospitality Sport Theology	Classics Library Management	Geology Geophysics Petroleum Engineering	Data Science History of Art Marketing

PUBLISHED INSTITUTIONS BY LOCATION



Number of Institutions Published

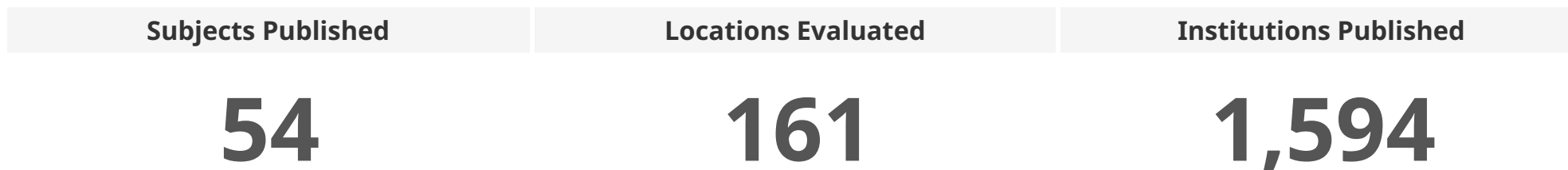


TOP 10 LOCATIONS BY NUMBER OF RANKED INSTITUTIONS

United States	221
United Kingdom	106
China (Mainland)	98
France	73
India	67
Germany	60
Italy	56
Russia	55
Japan	51
Australia	39

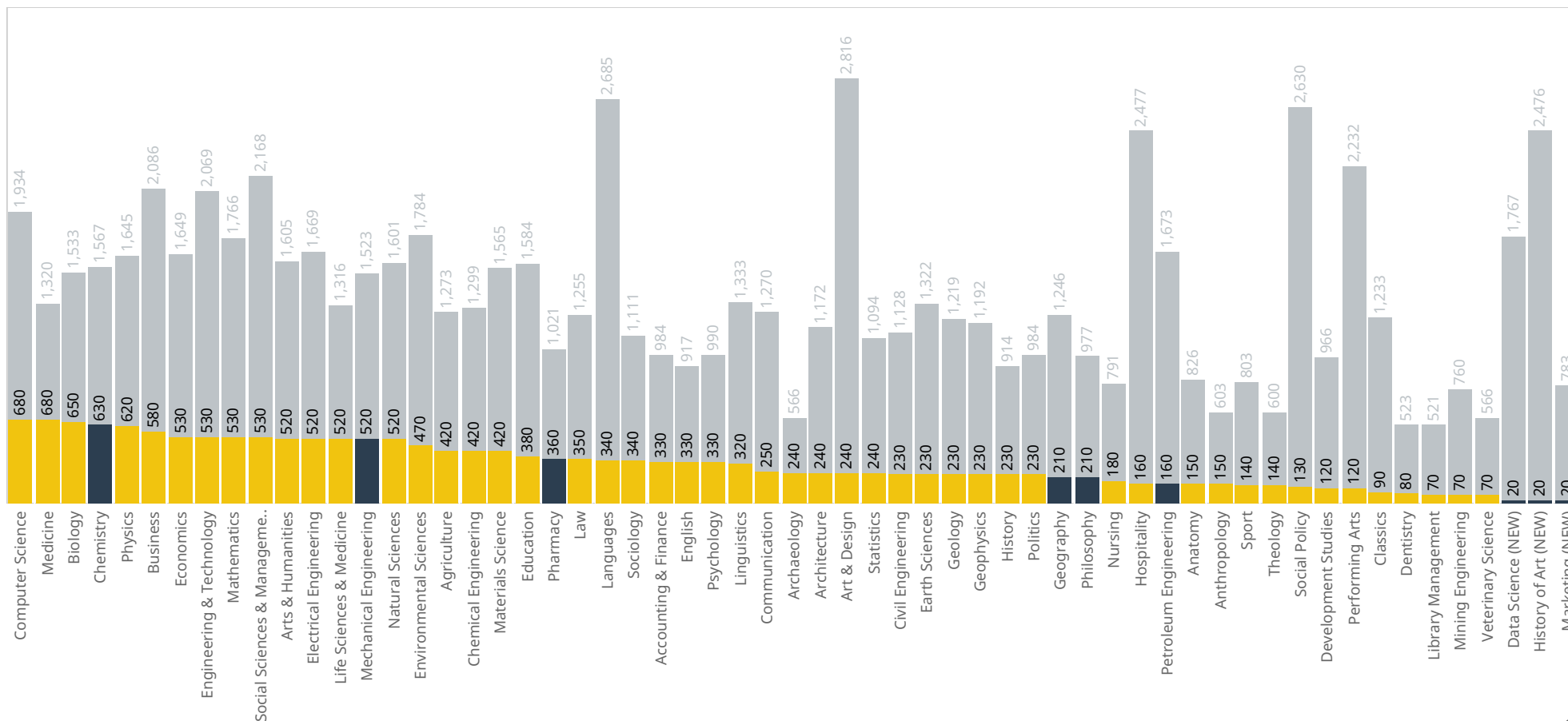
2023 QS WORLD UNIVERSITY RANKINGS BY SUBJECT

The charts below present the number of institutions evaluated and ranked in each of the relevant subject areas.



INSTITUTIONS ANALYSED AND PUBLISHED BY SUBJECT - YEAR 2023

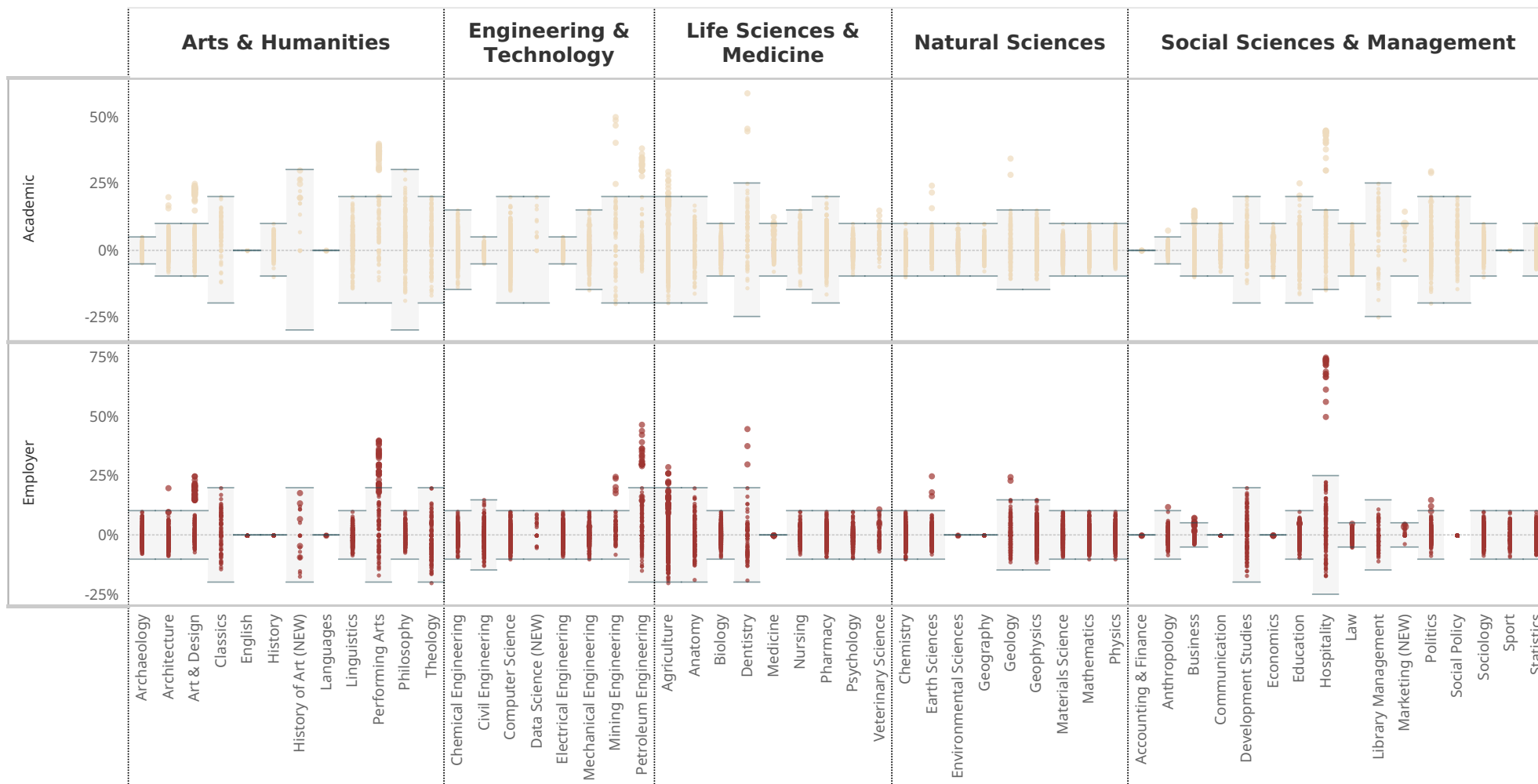
Subjects with **highlight color** have extended publishing ranges.



2023 QS WORLD UNIVERSITY RANKINGS BY SUBJECT

In the QS Subject Rankings methodology, a specialization adjustment is applied to the original reputation scores in order to boost the performance of those institutions that present a stronger focus in specific subjects. The original reputation rank calculated for each subject is compared against the reputation rank obtained in the relevant broad subject area containing the said subject according to the QS mapping. For example, the reputation results in Biology are compared against the overall reputation rank in Life Sciences & Medicine. Whenever the reputation rank difference between the subject and the broad area exceeds an acceptable number of places, a positive or negative adjustment is applied in the reputation score. The method compares the proportional difference for each institution against the maximum and minimum recorded globally.

DISTRIBUTION OF SPECIALIST ADJUSTMENTS - REPUTATION



2023 QS WORLD UNIVERSITY RANKINGS BY SUBJECT

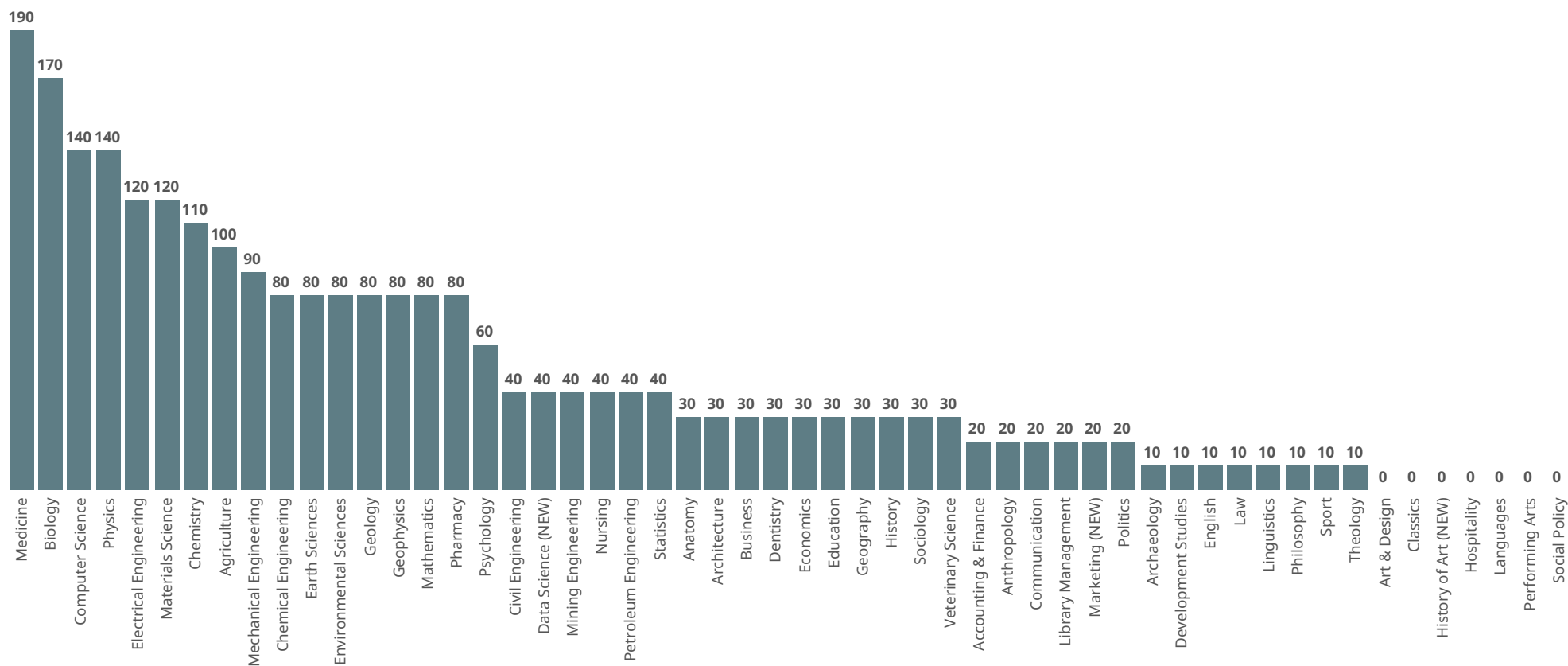
In order to feature in any discipline table, an institution must meet three simple prerequisites:

- Offer undergraduate or taught postgraduate programmes in the given discipline
- Exceed the minimum required score for the academic and/or employer reputation indicators
- Exceed the five-year threshold for number of papers published and indexed by Scopus in the given discipline

The following chart discloses the minimum number of papers required to be considered in the latest edition of the rankings by subject.

PAPER THRESHOLD BY SUBJECT - YEAR 2023

MINIMUM NUMBER OF PUBLICATIONS INDEXED BY SCOPUS REQUIRED TO BE CONSIDERED IN THE RANKINGS.



Grow your institution's reputation worldwide with QS Conferences and Publications

Showcase your institution's strengths at a QS conference



QS India Summit
19-21 Feb 2023
Goa, India



QS Higher Ed Summit: Middle East & Africa
12-14 Mar 2023
Kuwait



EduData Summit & QS Masters Summit
17-19 May 2023
San Francisco, USA



QS Higher Ed Summit: Europe
27-30 Jun 2023
Dublin, Ireland



QS Higher Ed Summit: Americas
13-15 Sep 2023
Santo Domingo, Dominican Republic



QS Higher Ed Summit: Asia Pacific
7-9 Nov 2023
Kuala Lumpur, Malaysia



Reimagine Education Conference & Awards
4-8 Dec 2023
Dubai, UAE & Barcelona, Spain



Contact us to find out more about QS Conferences and Publications

Expand your institution's global reach

Capture the attention of higher education leaders from universities and governments across the world by featuring in a QS publication.

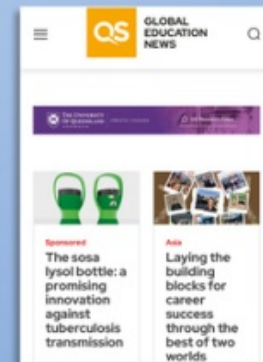
Strengthen your institution's global academic reputation through year-long awareness campaigns and thought-leadership articles.

QS Yearbook 2023



95k
pageviews
143
countries
4150
institutions

qs-gen.com



537.5k
pageviews
203
countries
80k
visitors

Our monthly magazine, QS Insights

- Distributed to 55k higher education leaders
- Hosted on an interactive digital platform

Unlock the full potential of your international student recruitment

We can tailor our student recruitment solutions to meet your institution's unique challenges, providing an end-to-end service which delivers the best possible ROI.

Through a decade of insights from the QS International Student Survey and the 60 million visitors to our student website, TopUniversities.com, we know what prospective students want and expect.

We have created three packages depending on the level of support you require - to help you develop a data-driven recruitment strategy which connects you with your future international students:



Unlock the full potential of your international recruitment	
How we'll help	QS solution
Understand prospective student decision-making	Access our interactive insights dashboard, QS Student Insights Tracker , to understand the preferences and expectations of prospective international students.
Refine and plan your strategy	Benefit from bespoke advice from our team of higher education consultants on how to launch an impactful recruitment strategy.
Engage priority markets	Our in-country representatives are given the sole responsibility of promoting your brand in-market.
Target students in-market	Our digital marketing, content experts and branding tools allow us to engage and communicate with students in your target markets.
Connect with students	Profile your institution at our student fairs to communicate your brand identity and engage with quality prospects.
Scale up your international office	Scale up your international office operations, improving operational effectiveness through our enquiry and admissions management services .
Convert enquiries and offers	Our sector-leading machine-learning models allow us to identify and target the enquirers and offer holders who are most likely to convert and enrol.
Enrol students	Our QS enrolment managers ensure prospects are guided through all stages of the application process, from initial engagement to enrolment.

Refine and develop a targeted recruitment strategy

How we'll help	QS solution
Understand prospective student decision-making	Access our interactive insights dashboard, QS Student Insights Tracker , to understand the preferences and expectations of prospective international students.
Refine and plan your strategy	Benefit from bespoke advice from our team of higher education consultants on how to launch an impactful recruitment strategy.
Engage priority markets	Our in-country representatives are given the sole responsibility of promoting your brand in-market.
Target students in-market	Our digital marketing, content experts and branding tools allow us to engage and communicate with students in your target markets.
Connect with students	Profile your institution at our student fairs to communicate your brand identity and engage with quality prospects.
Enrol students	Our QS enrolment managers ensure prospects are guided through all stages of the application process, from initial engagement to enrolment.

Build your brand

How we'll help	QS solution
Understand prospective student decision-making	Access our interactive insights dashboard, QS Student Insights Tracker , to understand the preferences and expectations of prospective international students.
Build your brand	Benefit from bespoke advice from our team of higher education consultants on how to launch an impactful recruitment strategy. Understand and manage your brand's reputation using our reputation management software .
Enhance your brand	Increase your brand visibility and platform your brand's USPs through digital marketing and QS Stars branding . Work with our content team to create student-centric content and drive conversion to your QS Advanced Profile .
Engage audiences	Profile your institution at our student fairs to communicate your brand identity and engage with quality prospects.
Activate priority markets	Our in-country reps and enrolment QS managers help you activate priority markets through a bespoke suite of on-the-ground activities.

Contact us today to discuss which option will accelerate your student recruitment ambitions:
insights.qs.com/product-packages

For further help and support please contact us:

<https://support.qs.com>

TRUSTED. INDEPENDENT. GLOBAL.



support.qs.com | Tel.: +44 (0)207 284 7200

With offices in London, Paris, Singapore, Mumbai and
Bucharest.